



World Justice  
Project

# The Rule of Law in Jamaica

Key Findings from the General  
Population Poll 2022

# Acknowledgements

*The Rule of Law in Jamaica: Key Findings from the General Population Poll 2022* was produced by the World Justice Project under the research oversight of Alejandro Ponce and the executive direction of Elizabeth Andersen.

The production of this report was led by Ana María Montoya and Tanya Primiani. This report was prepared by Said Aarji, Erin Campbell, James Davis, Joshua Fuller, Skye Jacobs, Ana María Montoya, Santiago Pardo González, Enrique Paulin, Tanya Primiani, Hannah Rigazzi, Natalia Rodríguez Cajamarca, Jeison Sabogal Sánchez, Victoria Thomaidés, Carlos Toruño Paniagua, and Moss Woodbury.

Mariana Lopez was the graphic design lead for this report, with support from Raquel Medina. Photo for cover provided by 3.26 via Flickr.

Sampling, fieldwork, and data processing in Guyana and Jamaica were conducted by StatMark Group, based in the United States. Data collection in The Bahamas was conducted by DMR Insights Ltd., based in St. Lucia. Data collection in the Dominican Republic and Haiti was conducted by CID Gallup, based in Costa Rica. Data collection in Suriname was conducted by D3: Designs, Data, Decisions, based in the United States. Scripting of the questionnaire in the online platform SurveyToGo was conducted by Ezekiel Agwata of Polar Solutions.

The findings in this report are taken from the General Population Poll (GPP) conducted for the World Justice Project in 2022. The GPP's conceptual framework and methodology were developed by Mark David Agrast, Juan Carlos Botero, and Alejandro Ponce. The methodology for this iteration of the GPP was developed by Lindsey Bock, Ana Cárdenas, Alicia Evangelides, Joshua Fuller, Nora Futtner, Amy Gryskiewicz, Verónica Jaso, Ana María Montoya, Alejandro Ponce, Eréndira González Portillo, Tanya Primiani, Natalia Rodríguez Cajamarca, Victoria Thomaidés, and Marcelo Torres.

This report was made possible with the support of the U.S. Department of State's Bureau of International Narcotics and Law Enforcement Affairs' Office of Western Hemisphere (INL). The views expressed in this report are those of the survey respondents and do not necessarily represent the views of INL.

© Copyright 2023 by the World Justice Project.

Requests to reproduce this document should be sent to:

Alejandro Ponce  
World Justice Project  
1025 Vermont Avenue NW, Suite 1200  
Washington, DC 20005, USA  
Email: [aponce@worldjusticeproject.org](mailto:aponce@worldjusticeproject.org)

## WASHINGTON, DC

1025 Vermont Avenue  
NW, Suite 1200  
Washington, DC 20005,  
USA  
P +1 (202) 407-9330

## MEXICO CITY

Gobernador José  
Guadalupe Covarrubias  
57-20, San Miguel  
Chapultepec, 11850,  
Miguel Hidalgo, Mexico  
City  
[worldjusticeproject.mx](http://worldjusticeproject.mx)

 [worldjusticeproject.org](http://worldjusticeproject.org)

 [facebook.com/thewjp/](https://facebook.com/thewjp/)

 [twitter.com/TheWJP](https://twitter.com/TheWJP)

# TABLE OF CONTENTS

## 1. ABOUT THIS REPORT

- 5 About This Report
- 6 Executive Findings

## 2. THEMATIC FINDINGS

### SECTION I: AUTHORITARIANISM AND FUNDAMENTAL FREEDOMS

- 10 Authoritarianism
- 13 Fundamental Freedoms

### SECTION II: CORRUPTION AND TRUST

- 18 Corruption
- 21 Bribery Victimization
- 22 Trust

### SECTION III: SECURITY AND CRIMINAL JUSTICE

- 24 Crime Victimization
- 25 Security
- 26 Criminal Justice
- 28 Police
- 30 Victim Support

## 3. PROJECT DESIGN

- 32 Methodology

## 4. APPENDIX

- 36 Appendix
- 37 About the WJP
- 38 Other Publications

# ABOUT THIS REPORT

5 About This Report

6 Executive Findings

# ABOUT THIS REPORT

**EFFECTIVE RULE OF LAW** reduces corruption, combats poverty and disease, and protects people from injustices large and small. Strengthening the rule of law is an important objective for governments, donors, and civil society organizations around the world. To be effective, rule of law development requires clarity about the fundamental features that define the rule of law, as well as an adequate basis for its evaluation and measurement.

*The Rule of Law in Jamaica: Key Findings from the General Population Poll 2022* presents question-level data drawn from the General Population Poll (GPP), an original data source designed and collected by the World Justice Project. To provide a more in-depth view of trends in perceptions of rule of law in Jamaica, this report also presents select findings over time and compared to Jamaica's regional peers within the Greater Antilles, The Bahamas, and the Guianas subregion of Latin America and the Caribbean.

The GPP was conducted between June and August 2022 through face-to-face interviews to a nationally representative sample of 531 Jamaican households. This poll was designed to capture data on the experiences and perceptions of ordinary people regarding a variety of themes related to the rule of law.

*This report represents the voices of people in Jamaica and their experiences with the rule of law in their country.*

The data derived from the General Population Poll is presented in this report as thematic briefs, each one highlighting a different dimension of the rule of law from the perspective of Jamaicans. These thematic briefs focus on the current rule of law ecosystem in Jamaica while simultaneously illuminating changes over time and comparisons across the following peer countries in the Greater Antilles, The Bahamas, and the Guianas region: The Bahamas, the Dominican Republic, Guyana, Haiti, and Suriname. Each section touches upon perceptions of and attitudes towards the following topics: authoritarianism, fundamental freedoms, corruption, bribery victimization, trust in institutions, the criminal justice system and its actors, police performance, crime victimization, support for victims of crime, and security.

# EXECUTIVE FINDINGS

*The Rule of Law in Jamaica: Key Findings from the General Population Poll 2022* provides a comprehensive overview of how citizens perceive and experience the rule of law in Jamaica alongside comparative findings across the Greater Antilles, The Bahamas, and the Guianas. The findings in this report indicate some positive trends in the general public's perspective on the rule of law in Jamaica, including relatively low rates of crime victimization, positive perceptions of personal safety, and relatively positive views on victim support practices. Despite these positive developments, however, these findings highlight the fact that many challenges—including deteriorating perceptions of fundamental freedoms, worsening perceptions of corruption, and weakened confidence in criminal justice system performance—persist. Similarly, at the regional level, prominent trends include deteriorating perceptions of fundamental freedoms, worsening perceptions of corruption, and weakened confidence in criminal justice system performance.

## SECTION 1

### Authoritarianism and Fundamental Freedoms

#### 1. Authoritarianism

On average, more than half of all respondents in the Greater Antilles, The Bahamas, and the Guianas agreed that top government officials engage in authoritarian behavior. Among respondents in the region, on average, Bahamians most often felt that top government officials engage in authoritarian behavior and Haitians least often felt that top government officials engage in authoritarian behavior.

- When asked about authoritarian tendencies in Jamaica, respondents most often felt that top government officials **attack or attempt to discredit opposition parties** (63%), **resort to misinformation to shape public opinion in their favor** (62%), and **attack or attempt to discredit the media and civil society organizations that criticize them** (62%).
- Compared to their regional counterparts, respondents in Jamaica most often felt that top government officials **attack or attempt to discredit the media and civil society organizations that criticize them** (62%) and **seek to limit the courts' competencies and freedom to interpret the law** (54%). Respondents in Jamaica least often felt that top government officials **seek to influence the promotion and removal of judges** (46%) and **prosecute and convict members of opposition parties** (48%).

#### 2. Fundamental Freedoms

On average, fewer respondents believe that their freedoms of expression, political participation, election, and religion are guaranteed in The Bahamas, Guyana, Jamaica, and Suriname compared to the last year of data collection. In contrast, the average percentage of respondents who believe that these freedoms are guaranteed increased slightly in the Dominican Republic and Haiti. Throughout the Greater Antilles, The Bahamas, and the Guianas, fewer respondents agreed that people can join any political organization and that people can vote freely without feeling harassed or pressured when compared against the last year of data collection.

- When asked about respect for fundamental freedoms in Jamaica, respondents had more favorable views on freedoms of political participation, with 83% of respondents agreeing that **people can attend community meetings**. Conversely, Jamaicans had less favorable views on electoral freedoms, with 38% of respondents agreeing that **local government officials are elected through a clean process**.
- Perceptions of the state's respect for almost all fundamental freedoms deteriorated in Jamaica between 2019 and 2022, with the exception of the perception that people can organize around a petition (up less than 1 percentage point). The most significant declines include decreases in the perceptions that **local government officials are elected through a clean process** (down 9 percentage points), **people can attend community meetings** (down 8 percentage points), and **political parties can express opinions against the government** (down 8 percentage points).

## SECTION 2

### Corruption and Trust

#### 3. Corruption

Public views on the pervasiveness of corruption within the legislature and among national government officers deteriorated in almost every country in the Greater Antilles, The Bahamas, and the Guianas. Within the region, on average, more Haitian respondents reported perceptions of corruption across all actors than their regional peers, whereas Surinamese respondents reported the same least frequently.

- Between 2019 and 2022, public views on the pervasiveness of corruption within the legislature, the executive branch, the judiciary, and law enforcement deteriorated in Jamaica. Perceptions of corruption deteriorated most for **public defense attorneys**, with a 20-point increase in the percentage of respondents who believe that most or all public defense attorneys engage in corrupt practices.
- **Political parties** are considered the most corrupt institution in Jamaica. Approximately 70% of respondents believe that most or all members of Jamaican political parties are involved in corrupt practices.
- **Teachers in public schools** are considered the least corrupt actors in Jamaica, with 34% of respondents reporting that they believe most or all teachers are involved in corrupt practices.

#### 4. Attitudes Towards Corrupt Behaviors

Acceptance of corrupt behaviors in the Greater Antilles, The Bahamas, and the Guianas is relatively common compared to in the rest of Latin America and the Caribbean. Throughout the region, respondents, on average, most often found a public officer recruited on the basis of family ties and friendship networks to be acceptable. Elected officials taking public funds for private use and company officials asking for a bribe from a job applicant were tolerated the least often. On average, respondents in Haiti most often found certain cases of bribery, nepotism, and embezzlement always or usually acceptable, whereas respondents in Suriname least often found these behaviors acceptable.

- Jamaicans most often felt that it was acceptable for a **public officer to be recruited on the basis of family ties and friendship networks** (16%).
- Jamaicans least often felt that it was acceptable for a **company official to ask for a bribe from a job applicant** (11%).

#### 5. Bribery Victimization

On average, respondents in the Greater Antilles, The Bahamas, and the Guianas reported paying a bribe most often in Haiti and least often in The Bahamas. Throughout the region, respondents most frequently had to pay a bribe when interacting with police officers and car registration agency officers in the last 12 months, on average. Respondents least frequently had to pay a bribe when interacting with public utility company officers.

#### 6. Trust

Respondents in the Greater Antilles, The Bahamas, and the Guianas trust judges and magistrates or people living in their country more than any other public actor, with the exception of respondents in Haiti, who had the most trust in police officers. Respondents in the region expressed the lowest average levels of trust in executive actors or police officers. On average, respondents in Suriname least often reported having some or a lot of trust across all institutions. In contrast, respondents in Guyana reported the highest overall levels of trust.

- Between 2019 and 2022, Jamaica's most significant trends in trust in institutions include decreases in trust in judges and magistrates (down 11 percentage points), public defense attorneys (down 9 percentage points), and police officers (down 6 percentage points).
- In 2022, respondents in Jamaica most often reported having some or a lot of trust in **people living in their country** (42%) and **judges and magistrates** (42%) and least often reported having some or a lot of trust in **police officers** (29%).

## SECTION 3

### Security and Criminal Justice

#### 7. Crime Victimization

On average, 29% of all respondents surveyed in the Greater Antilles, The Bahamas, and the Guianas reported experiencing a crime in the last 12 months. On average, roughly half (51%) of those respondents reported their crime experience to an authority.

- Fifteen percent (15%) of Jamaicans reported experiencing a crime in the last 12 months, a figure below the regional average (29%).
- Just over half (52%) of Jamaican respondents who were victims of a crime did not report the crime to an authority, with those respondents most often citing the belief that reporting would not help as their reason for not reporting (37%).

#### 8. Security

More than half of all respondents in the Greater Antilles, The Bahamas, and the Guianas feel safe or very safe when walking in their neighborhood at night, with the exception of respondents in the Dominican Republic and Haiti. Perceptions of safety improved in almost every country between the previous round of data collection and 2022. Perceptions of safety declined only in Guyana, where 50% of respondents reported feeling safe in their neighborhood at night, compared to 68% in 2018. Compared to respondents in regional peer countries, Bahamians most often reported feeling safe in their neighborhood at night (82%), while roughly one-third of Haitians (35%) reported the same.

- In Jamaica, 63% of respondents reported feeling safe walking in their neighborhood at night in 2022.
- Jamaicans under the age of 30 and Jamaicans who live in an urban area were less likely to feel safe walking in their neighborhood at night than respondents with other sociodemographic characteristics.

## 9. Criminal Justice

Across the Greater Antilles, The Bahamas, and the Guianas, respondents are, on average, most confident that the criminal justice system ensures equal treatment of victims and least confident that the criminal justice system ensures timeliness. On average, respondents in the Dominican Republic reported the highest levels of confidence in the criminal justice system overall, while respondents in The Bahamas reported the lowest levels of confidence. Average perceptions of the criminal justice system's overall performance deteriorated in almost every country within the region, with the exception of the Dominican Republic.

- Jamaicans were most confident that the criminal justice system **ensures widespread access to the criminal justice system** (52%) and **ensures equal treatment of victims** (50%). Jamaicans were least confident that the criminal justice system **gives appropriate punishments** (39%) and **ensures timeliness** (39%).
- Perceptions of adherence to **proportionate punishments** and **uniform quality of service** in the Jamaican criminal justice system worsened the most between 2019 and 2022, with declines of 7 and 6 percentage points, respectively.

## 10. Police Performance

When asked about their impressions of police performance, respondents in the Greater Antilles, The Bahamas, and the Guianas had the most negative views on accountability and due process and the most positive views on absence of discrimination and public service, on average.

- When asked about their impressions of police performance, respondents in Jamaica were most confident that:
  - Police resolve security problems in the community (60%).
  - Police help them feel safe (57%).
  - Police serve the interests of the community (56%).
  - Police are available to help when needed (56%).
- Respondents in Jamaica were least confident that:
  - Police do not serve the interests of politicians (27%).
  - Police do not use excessive force (33%).
  - Police are held accountable for accepting bribes (34%).
- In Jamaica, respondents most often indicated that younger suspects, suspects with tattoos, and suspects with a darker skin tone would most likely be at a disadvantage in a criminal investigation.

## 11. Victim Support

In every country surveyed in the Greater Antilles, The Bahamas, and the Guianas, less than half of all respondents, on average, believed that victims of crime receive adequate support and protection. Respondents in Jamaica reported the highest average levels of confidence in victim support practices overall, while respondents in Haiti reported the lowest average levels of confidence in the victim support practices overall.

- Jamaicans were most often confident that crime victims **are addressed by the police using accessible language** (62%) and **receive a clear explanation of the crime reporting process** (52%).
- Jamaicans were least often confident that crime victims **receive prompt and courteous attention** (36%) and **are believed** (38%) when reporting a crime.

Note: In addition to the data found in regional charts included in this report, comparative data for regional peer countries referenced in the Executive Findings can be found in each country's respective report.

SECTION I  
AUTHORITARIANISM  
AND  
FUNDAMENTAL  
FREEDOMS

10 Authoritarianism

13 Fundamental Freedoms

# AUTHORITARIANISM

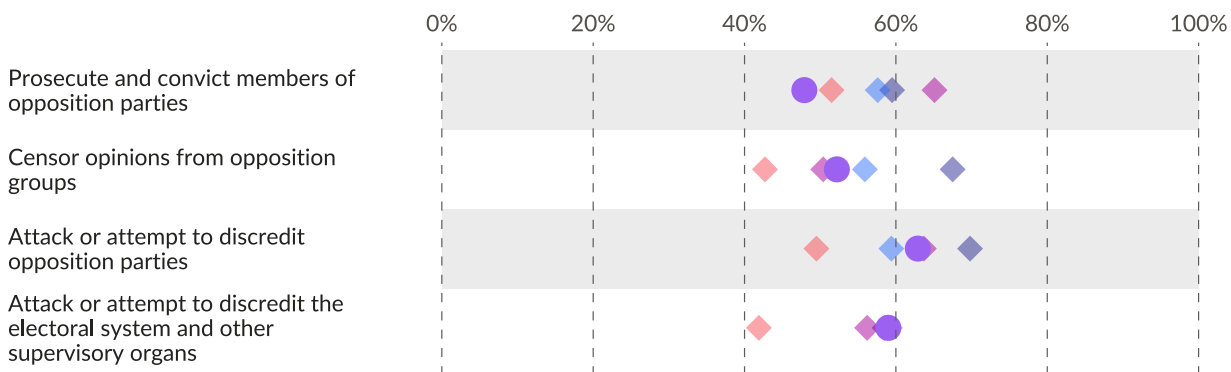
## CHART 1.

### Perceptions of Authoritarian Behaviors

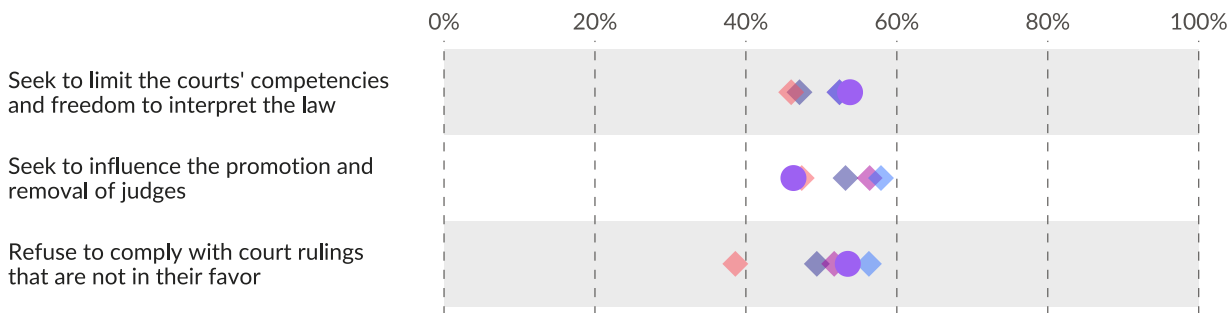
Percentage of respondents who believe that top government officials...

◆ The Bahamas ◆ Dominican Republic ◆ Guyana ◆ Haiti ◆ Jamaica

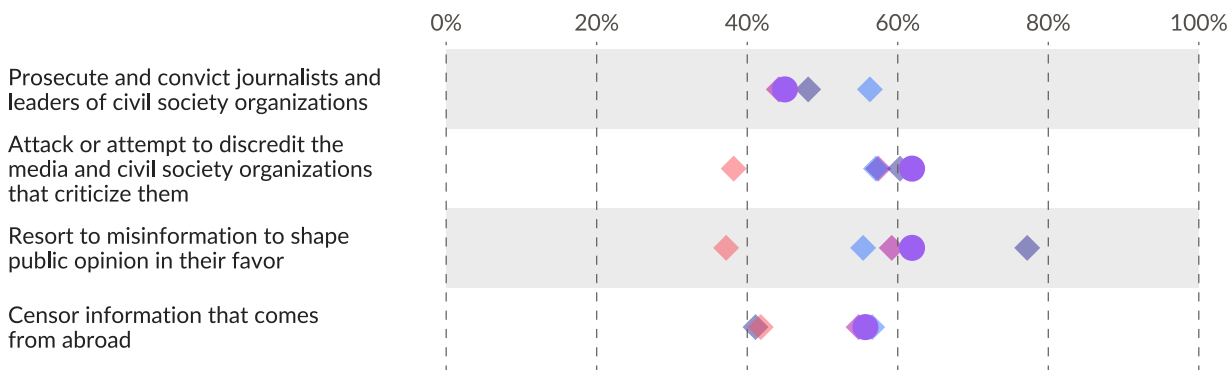
#### ATTACKS ON ELECTORAL SYSTEMS AND OPPOSITION PARTIES



#### ATTACKS ON THE JUDICIARY



#### ATTACKS ON THE MEDIA AND MISINFORMATION



Source: WJP General Population Poll 2022

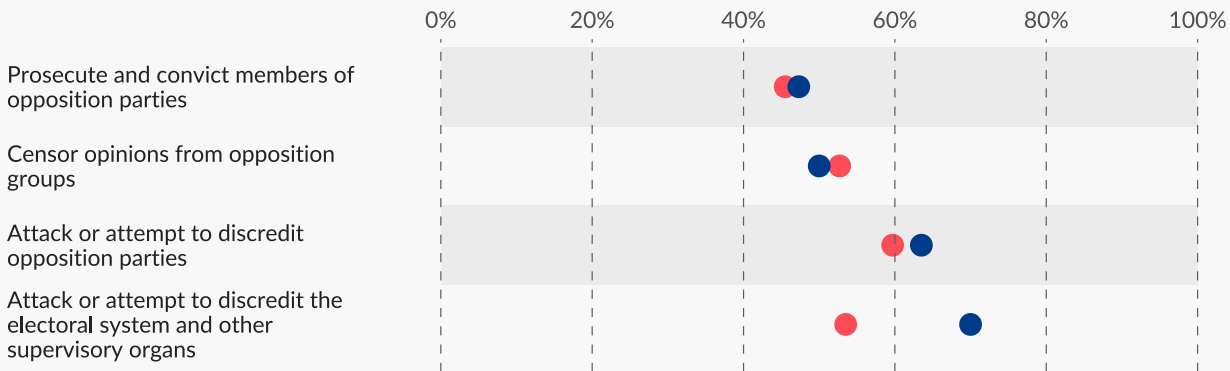
CHART 2.

Perceptions of Authoritarian Behavior, by Support for the Current Administration

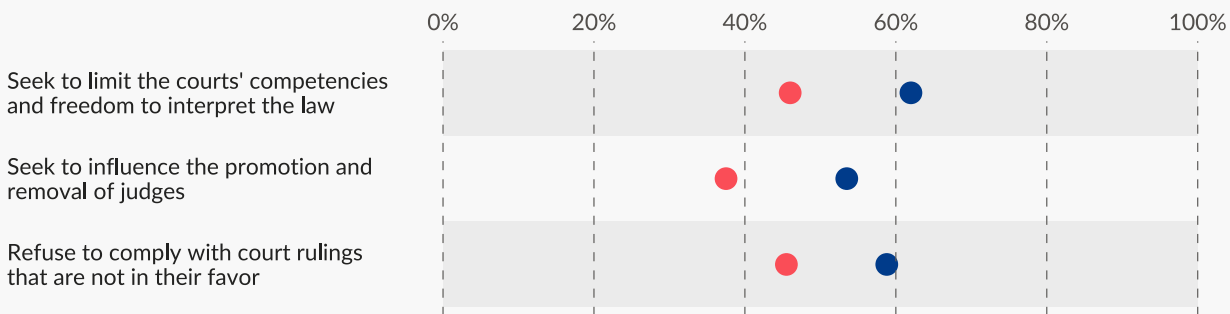
Percentage of respondents in Jamaica who believe that top government officials...

● Government Supporter ● Non-Government Supporter

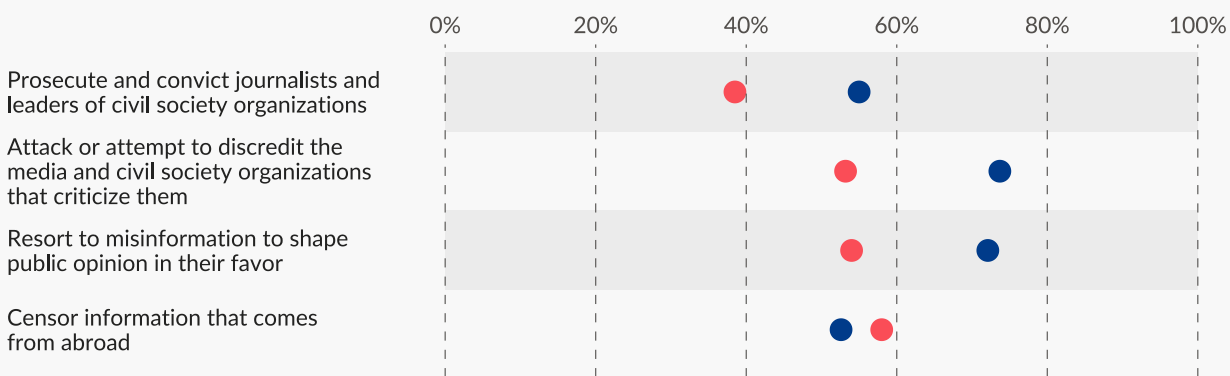
ATTACKS ON ELECTORAL SYSTEMS AND OPPOSITION PARTIES



ATTACKS ON THE JUDICIARY



ATTACKS ON THE MEDIA AND MISINFORMATION



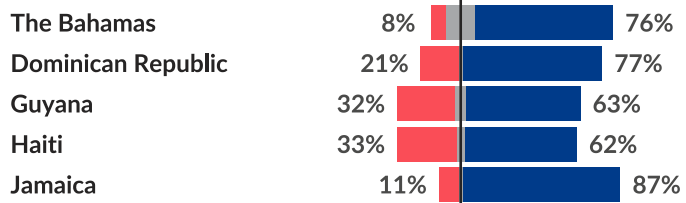
Source: WJP General Population Poll 2022

CHART 3.

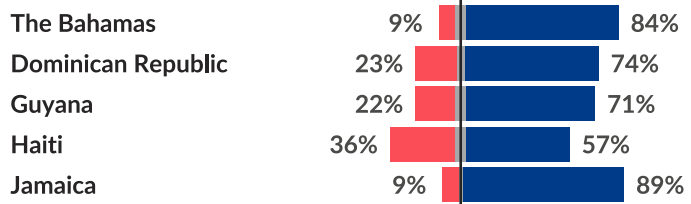
**Attitudes Towards Authoritarianism and Rule of Law**

Percentage of respondents who agree with the following statements

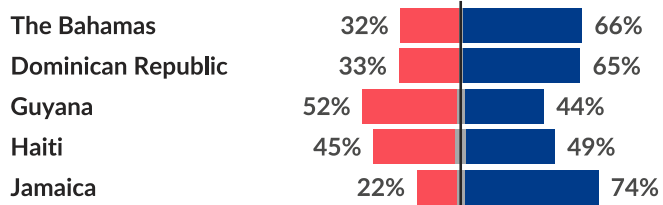
- The prime minister can attack the media, civil society, and opposition groups
- The prime minister must respect the media, civil society, and opposition groups
- None of the above



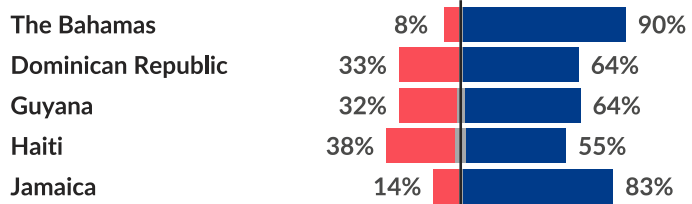
- The prime minister can undermine independent authorities
- The prime minister must respect independent authorities
- None of the above



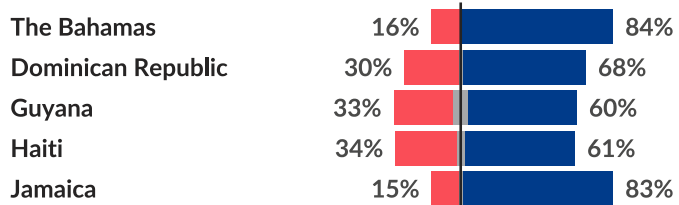
- Government efficiency is more important than citizen influence
- It is important that citizens have a say in government matters, even at the expense of efficiency
- None of the above



- The prime minister should not be bound by the laws or courts
- The prime minister must always obey the law and the courts
- None of the above



- It is not necessary to obey the laws of a government that you did not vote for
- It is important to obey the government in power, no matter who you voted for
- None of the above



Source: WJP General Population Poll 2022

# FUNDAMENTAL FREEDOMS

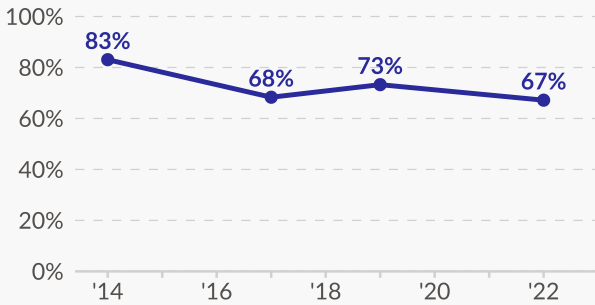
CHART 4.

## Fundamental Freedoms in Jamaica Over Time

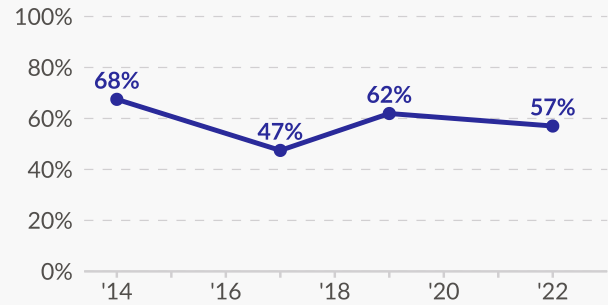
Percentage of respondents who believe the following statements

### EXPRESSION

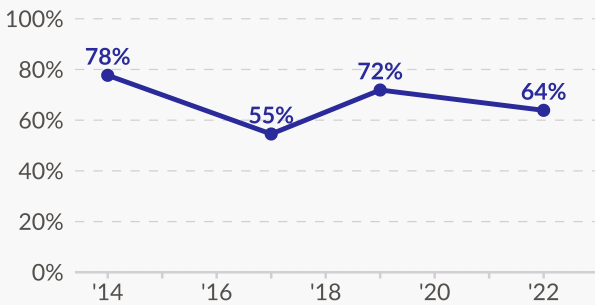
#### People can express opinions against the government



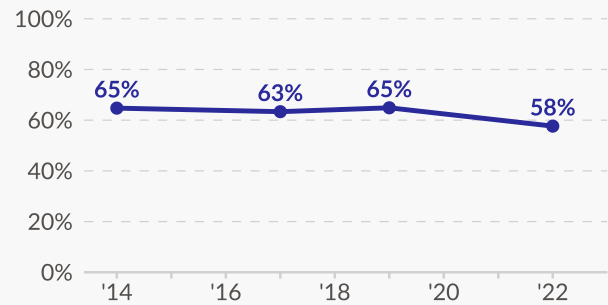
#### Civil society organizations can express opinions against the government



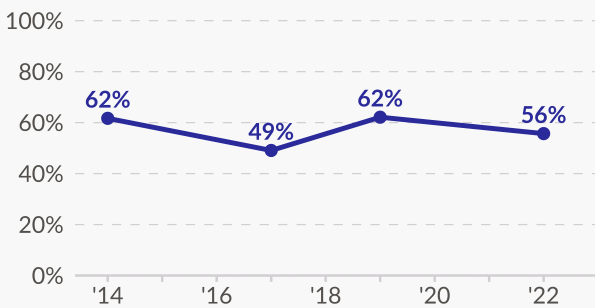
#### Political parties can express opinions against the government



#### The media can express opinions against the government without fear of retaliation



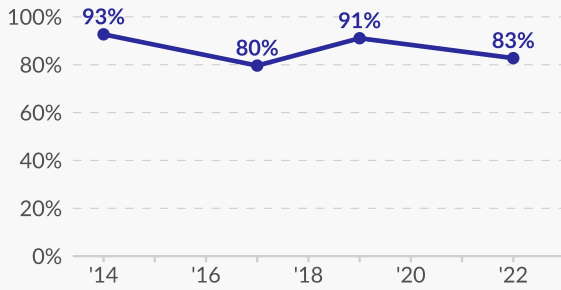
#### The media can expose cases of corruption



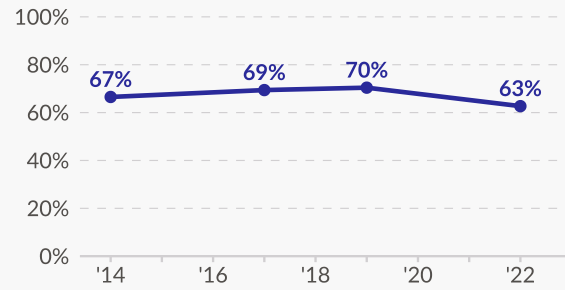
Source: WJP General Population Poll 2014, 2017, 2019, and 2022

## PARTICIPATION

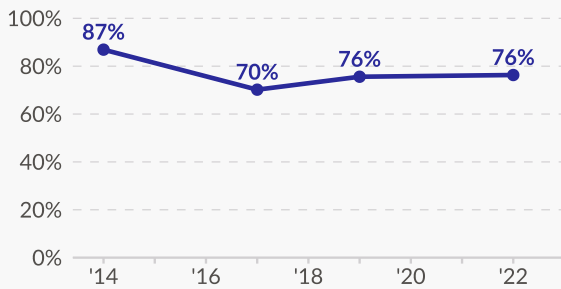
### People can attend community meetings



### People can join any political organization

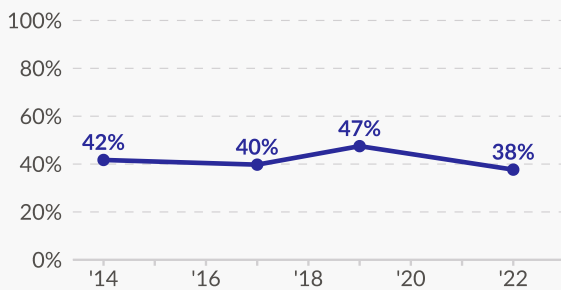


### People can organize around an issue or petition

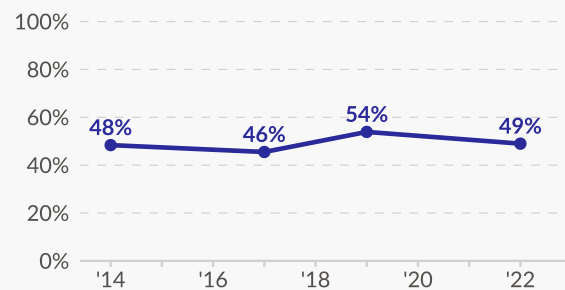


## ELECTIONS

### Local government officials are elected through a clean process

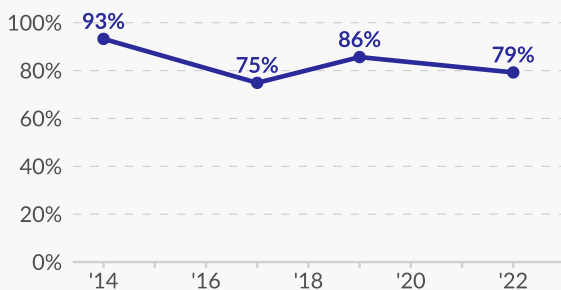


### People can vote freely without feeling harassed or pressured



## RELIGION

### Religious minorities can observe their holy days



Source: WJP General Population Poll 2014, 2017, 2019, and 2022

**CHART 5.**

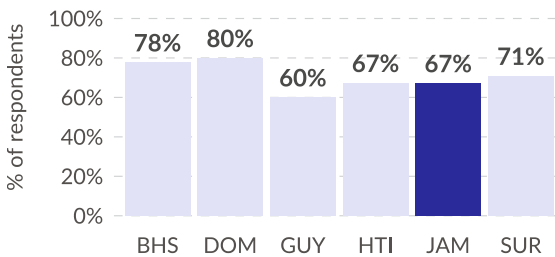
**Perceptions of Fundamental Freedoms in the Greater Antilles, The Bahamas, and the Guianas**

Percentage of respondents who believe the following statements

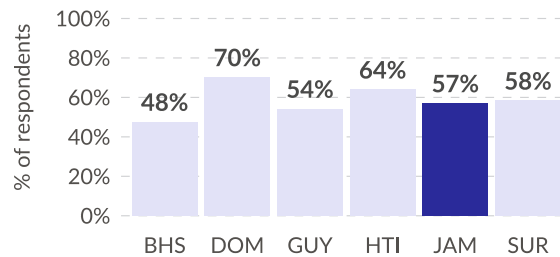
BHS = The Bahamas    DOM = Dominican Republic    GUY = Guyana    HTI = Haiti    JAM = Jamaica    SUR = Suriname

**EXPRESSION**

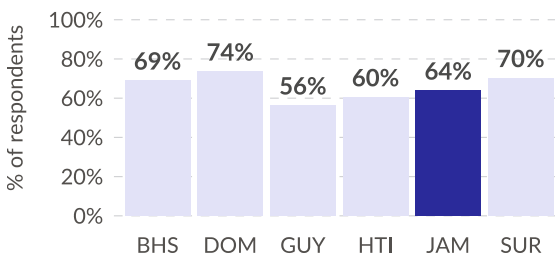
**People can express opinions against the government**



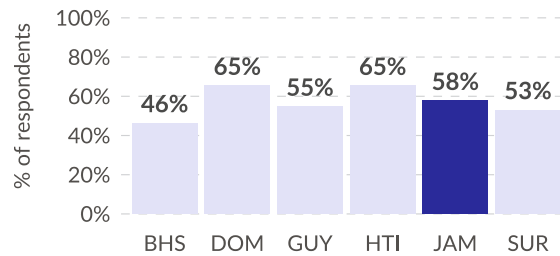
**Civil society organizations can express opinions against the government**



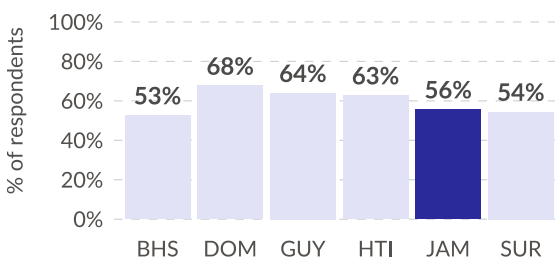
**Political parties can express opinions against the government**



**The media can express opinions against the government without fear of retaliation**



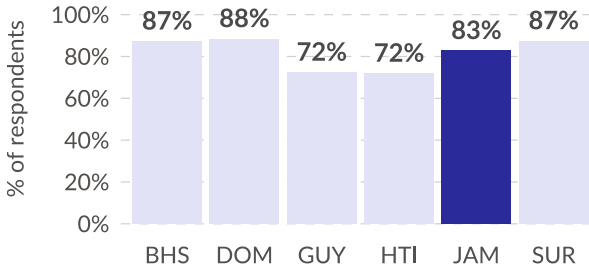
**The media can expose cases of corruption**



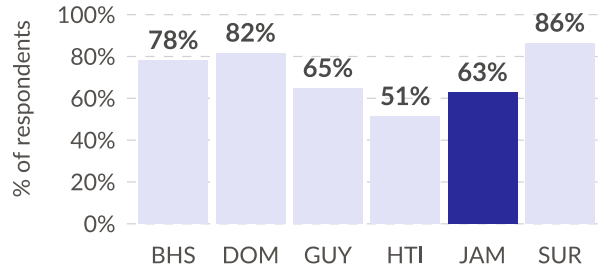
Source: WJP General Population Poll 2022

## PARTICIPATION

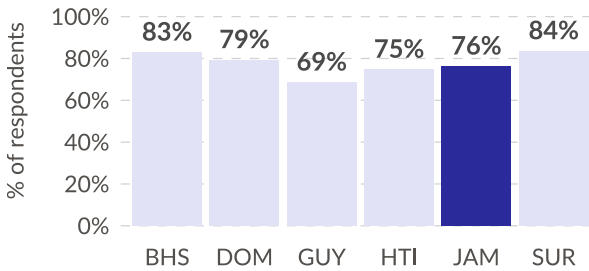
### People can attend community meetings



### People can join any political organization

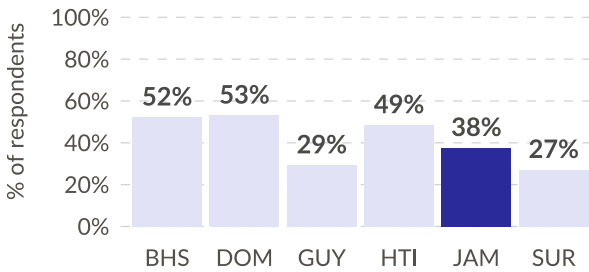


### People can organize around an issue or petition

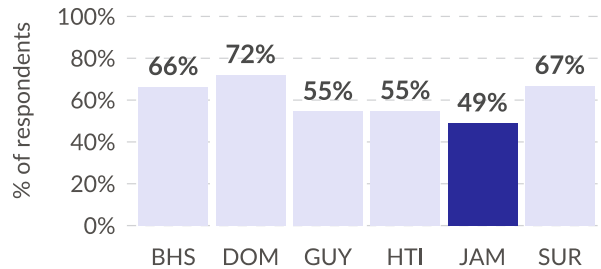


## ELECTIONS

### Local government officials are elected through a clean process

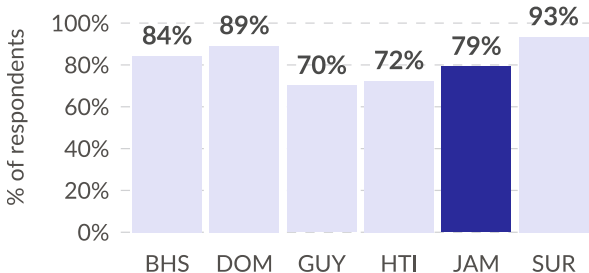


### People can vote freely without feeling harassed or pressured



## RELIGION

### Religious minorities can observe their holy days



Source: WJP General Population Poll 2022

SECTION II  
CORRUPTION  
AND TRUST

- 18 Corruption
- 21 Bribery Victimization
- 22 Trust

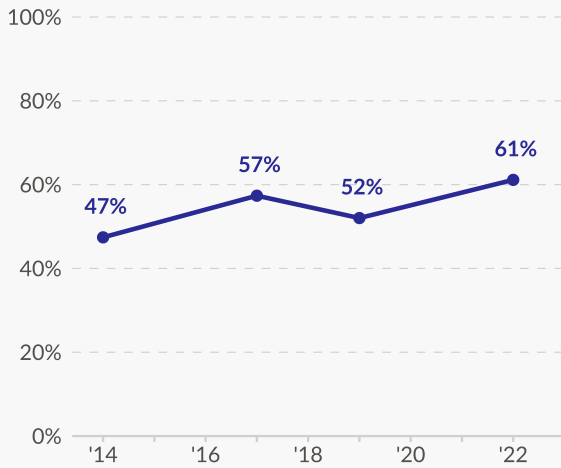
# CORRUPTION

CHART 6.

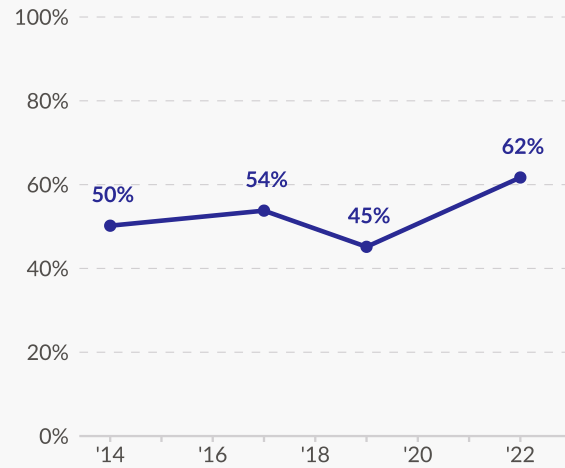
## Perceptions of Corruption by Institution Over Time

Percentage of respondents who believe that most or all people working in the following institutions are corrupt

### MEMBERS OF PARLIAMENT

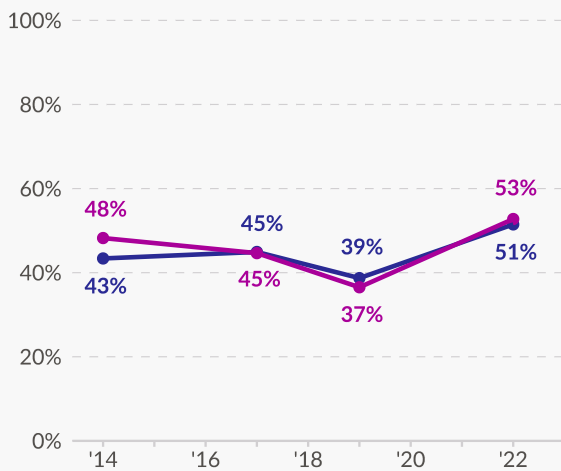


### POLICE OFFICERS



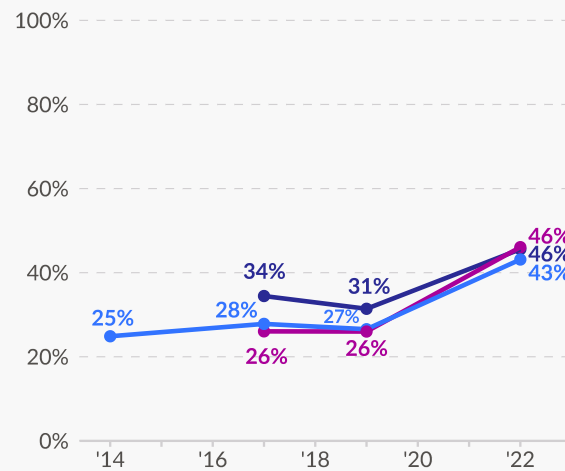
### EXECUTIVE

- Local Government Officers
- National Government Officers



### JUDICIARY

- Prosecutors
- Judges & Magistrates
- Public Defense Attorneys



Source: WJP General Population Poll 2014, 2017, 2019, and 2022

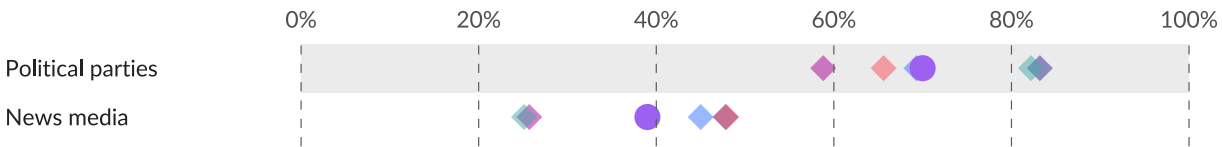
CHART 7.

Perceptions of Corruption in the Greater Antilles, The Bahamas, and the Guianas, by Institution

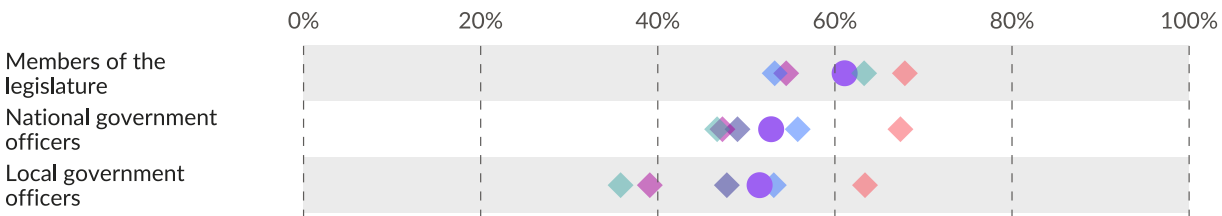
Percentage of respondents who think people in the following groups are involved in corrupt practices

◆ The Bahamas ◆ Dominican Republic ◆ Guyana ◆ Haiti ◆ Jamaica ◆ Suriname

THE MEDIA AND POLITICAL PARTIES



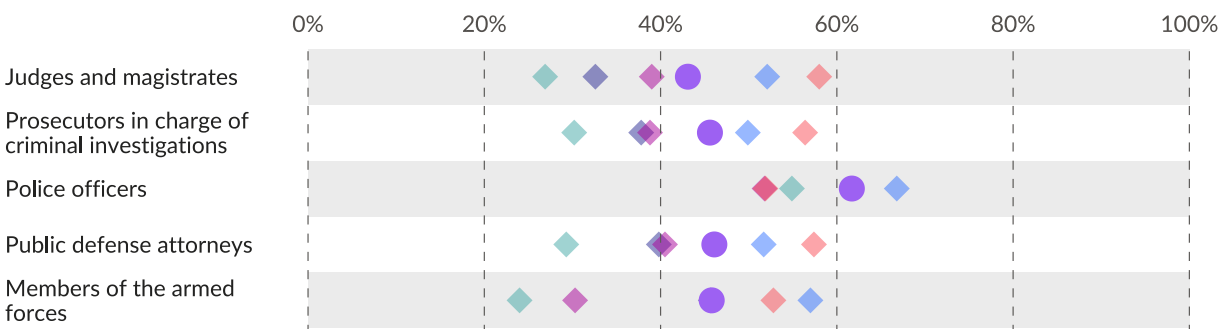
NATIONAL AND LOCAL GOVERNMENT



ADMINISTRATIVE AND BUREAUCRATIC INSTITUTIONS



SECURITY AND JUSTICE INSTITUTIONS



Source: WJP General Population Poll 2022

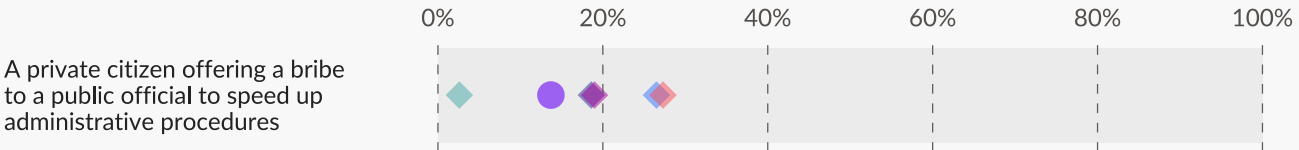
CHART 8.

**Attitudes Towards Corrupt Behaviors in the Greater Antilles, The Bahamas, and the Guianas**

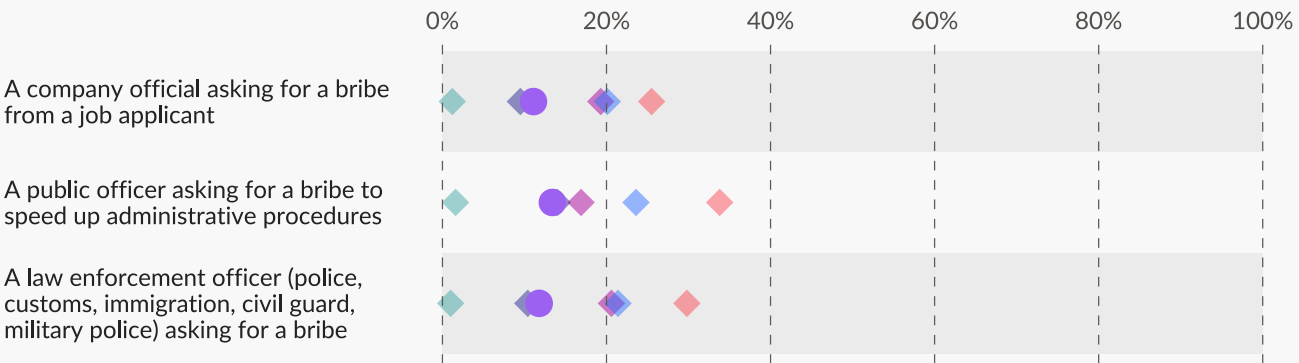
Percentage of respondents who believe the following behaviors are always or usually acceptable

◆ The Bahamas ◆ Dominican Republic ◆ Guyana ◆ Haiti ◆ Jamaica ◆ Suriname

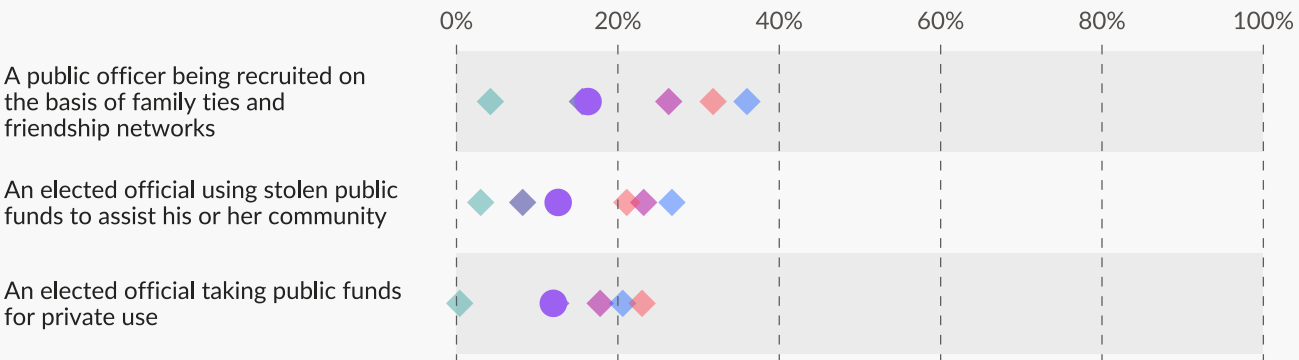
**BRIBES OFFERED**



**BRIBES REQUESTED**



**NEPOTISM AND EMBEZZLEMENT**



Source: WJP General Population Poll 2022

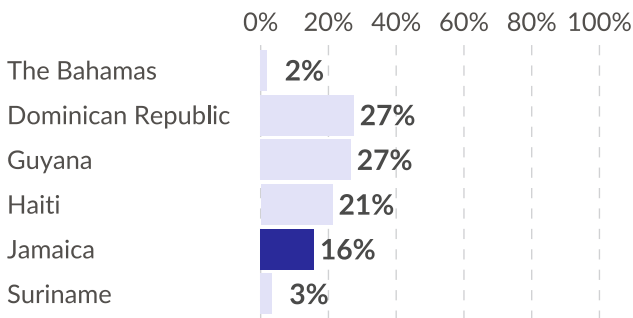
# BRIBERY VICTIMIZATION

CHART 9.

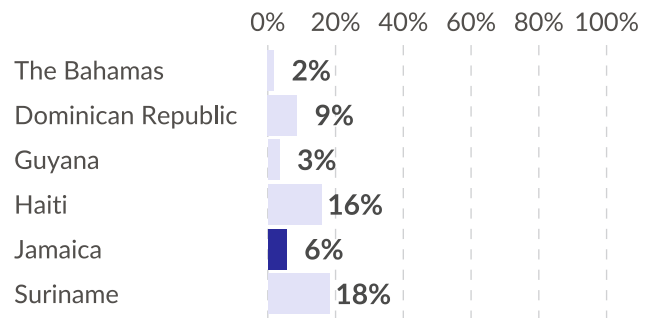
## Bribery Victimization in Jamaica and Regional Peer Countries

Percentage of respondents who paid a bribe in the last 12 months to one of the following officers, of those who had a contact with these officers

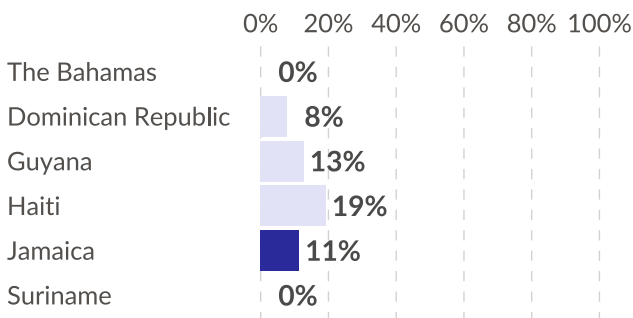
### POLICE OFFICERS



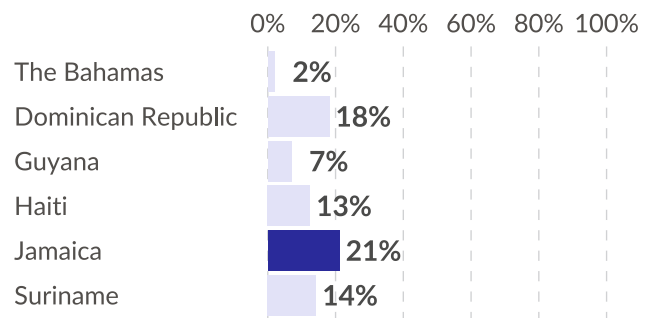
### JUDGES AND MAGISTRATES



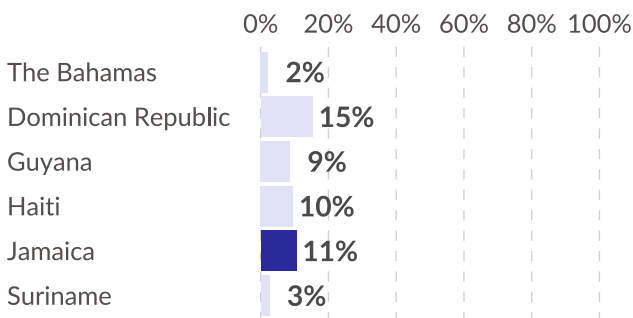
### TAX/REVENUE OFFICERS



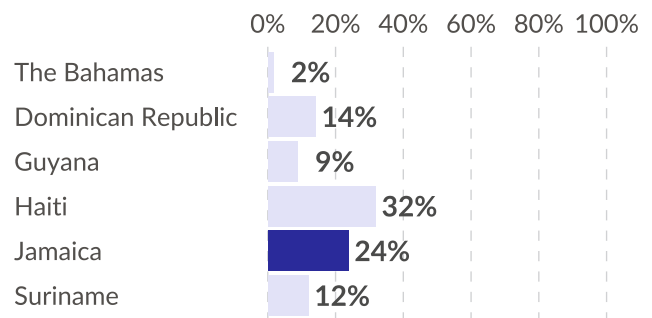
### CUSTOMS OFFICERS



### PUBLIC UTILITY COMPANY OFFICERS



### CAR REGISTRATION AGENCY OFFICERS



Source: WJP General Population Poll 2022

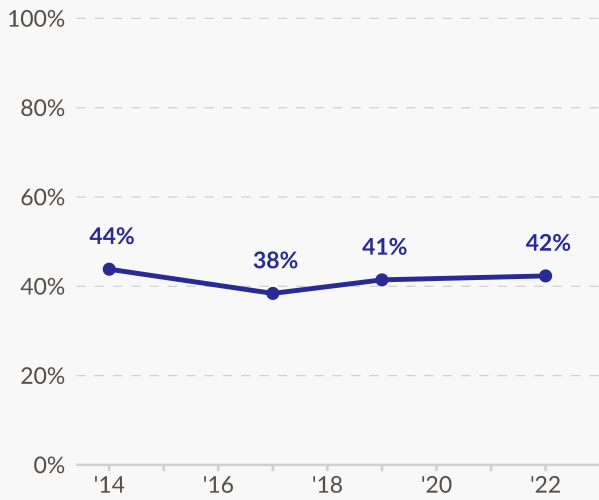
# TRUST

CHART 10.

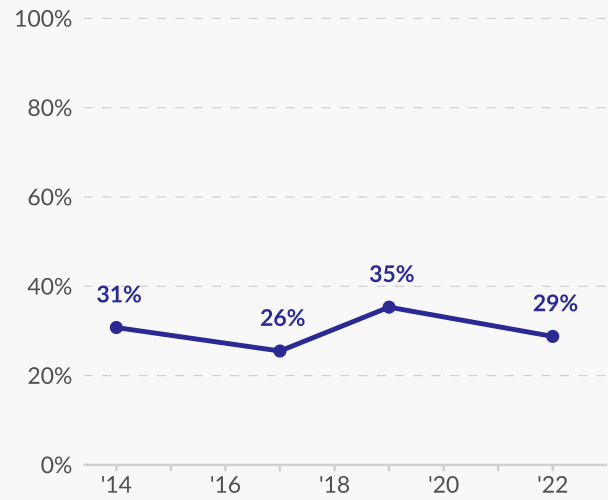
## Trust in Institutions Over Time

Percentage of respondents who have a lot or some trust in...

### PEOPLE LIVING IN THEIR COUNTRY

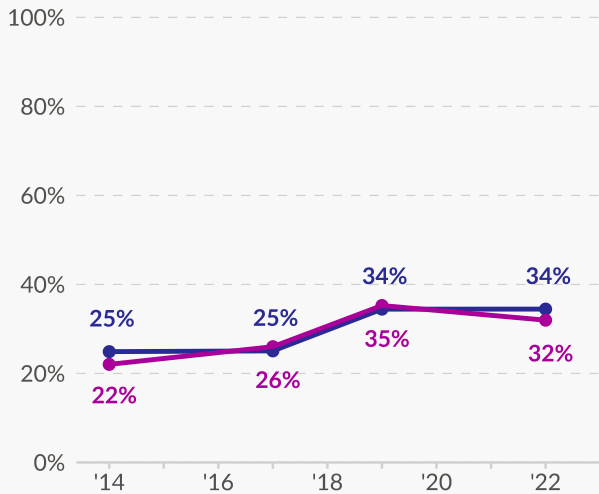


### POLICE OFFICERS



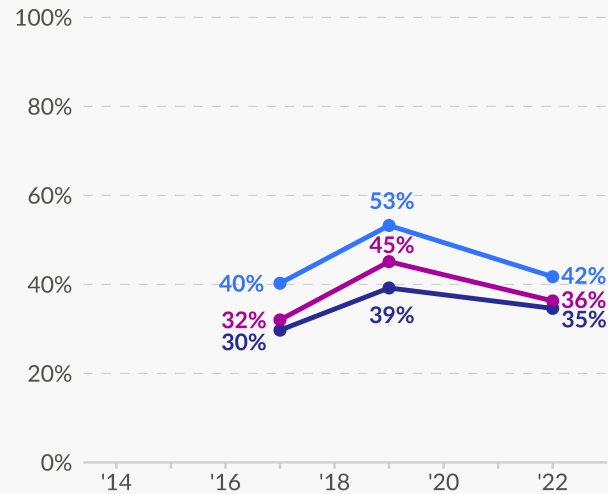
### EXECUTIVE

- Local Government Officers
- National Government Officers



### JUDICIARY

- Prosecutors
- Judges & Magistrates
- Public Defense Attorneys



Source: WJP General Population Poll 2014, 2016, 2018, and 2022

SECTION III  
**SECURITY AND  
CRIMINAL  
JUSTICE**

- 24 Crime Victimization
- 25 Security
- 26 Criminal Justice
- 28 Police
- 30 Victim Support

# CRIME VICTIMIZATION

CHART 11.1

## Types of Crimes Experienced by People in Jamaica

Victimization rate, by type of crime

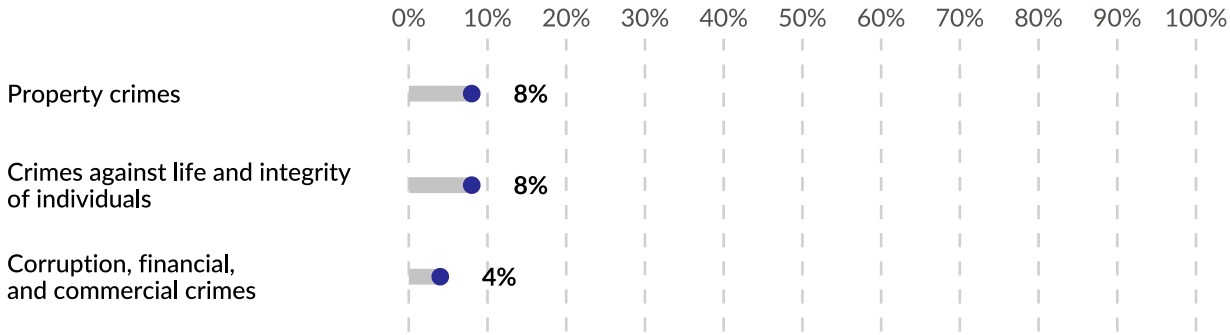
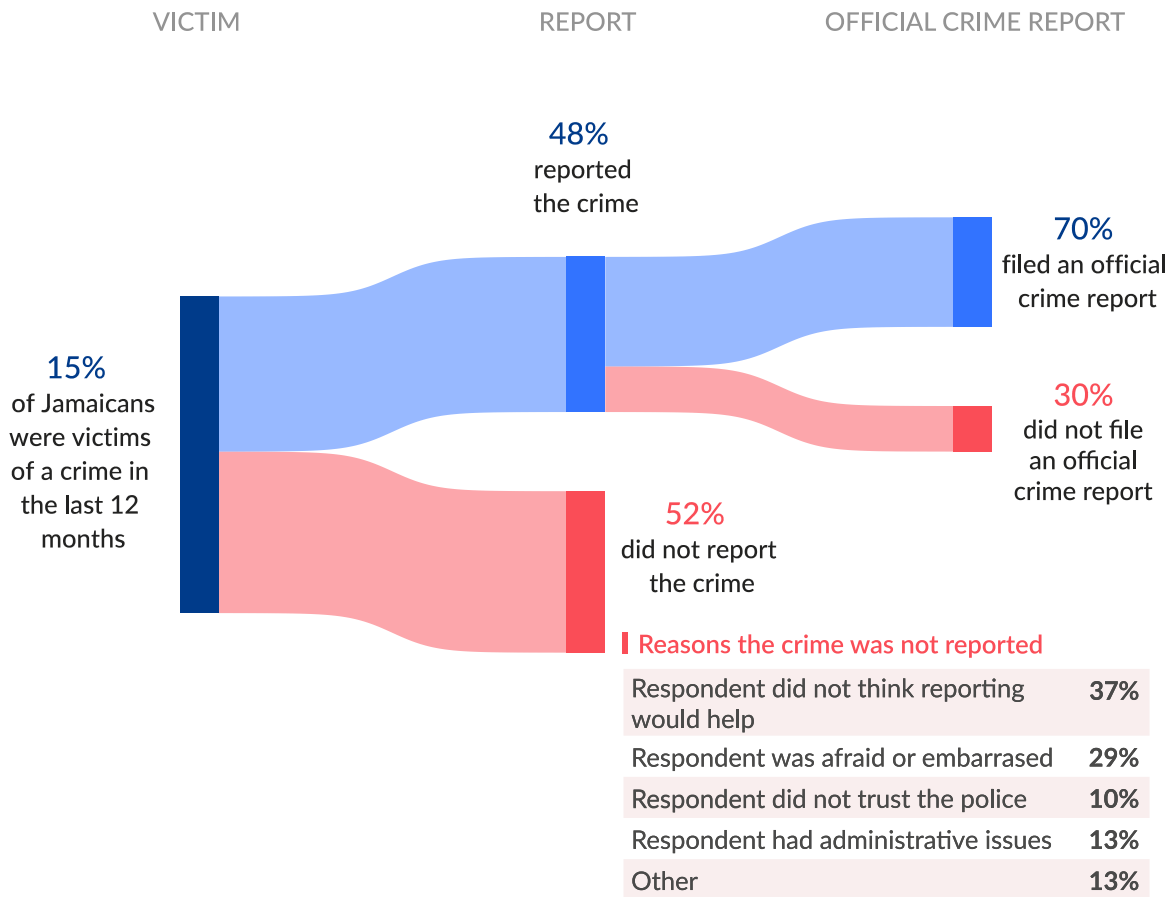


CHART 11.2

## Crime Victimization Rates and Reporting

Data on crime victimization and reporting in Jamaica



Note: For additional information on how Chart 11.1 and Chart 11.2 were produced, please see the Appendix.

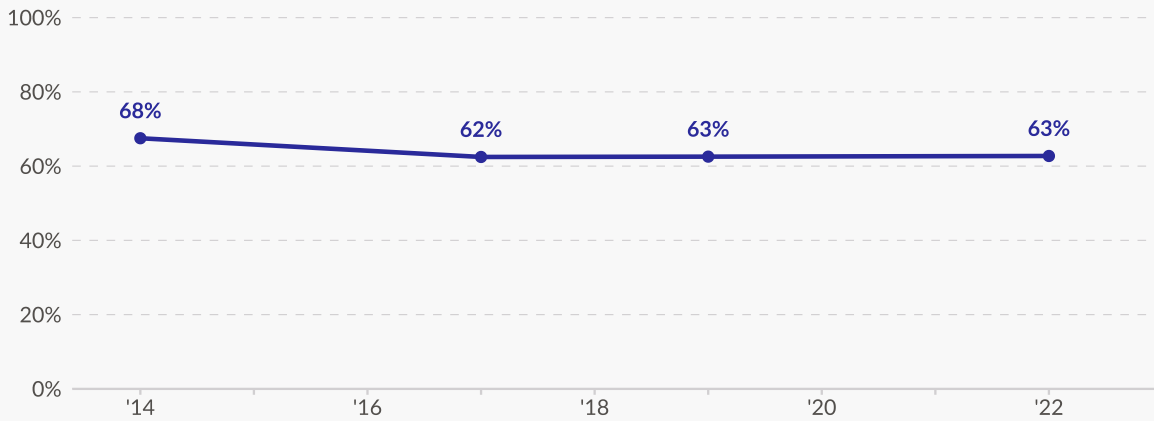
Source: WJP General Population Poll 2022

# SECURITY

CHART 12.1

## Perceptions of Security in Jamaica Over Time

Percentage of respondents who reported that they feel safe or very safe walking in their neighborhood at night

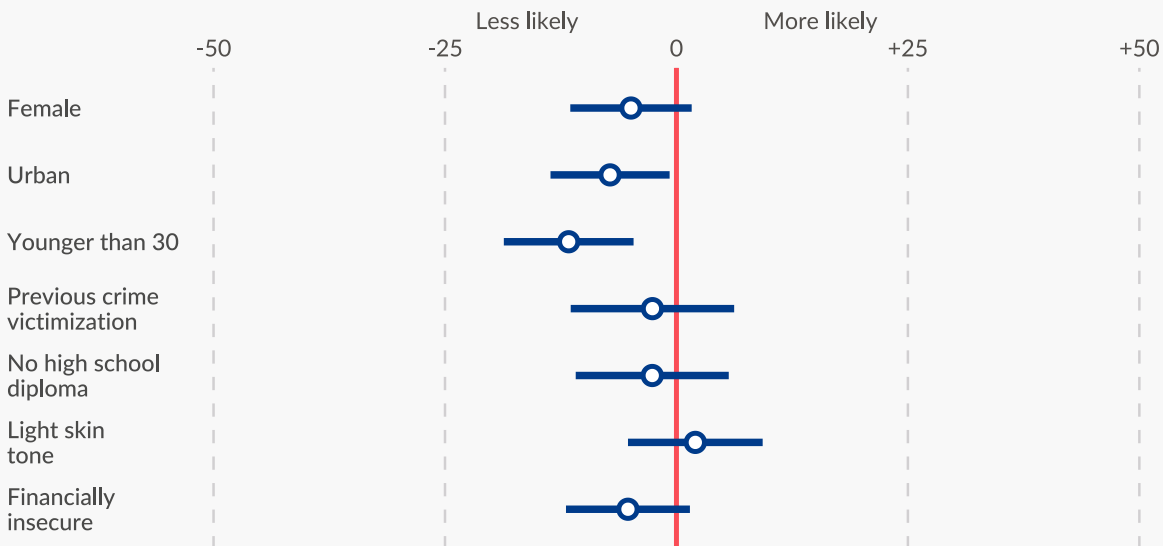


Source: WJP General Population Poll 2014, 2017, 2019, and 2022

CHART 12.2

## Impact of Sociodemographic Characteristics on Perceptions of Safety

Likelihood that respondents feel safe or very safe walking in their neighborhood at night



Note: The results in this infographic were obtained from a logit regression. Each point indicates the average marginal effect of the corresponding sociodemographic characteristic on the predicted probability of a respondent to answer “safe” or “very safe” to the question “How safe do you feel walking in your neighborhood at night?” The lines indicate the 95% confidence intervals of each average marginal effect. For additional information on how Chart 12.2 was produced, please see the Regression Key linked in the Appendix.

Source: WJP General Population Poll 2022

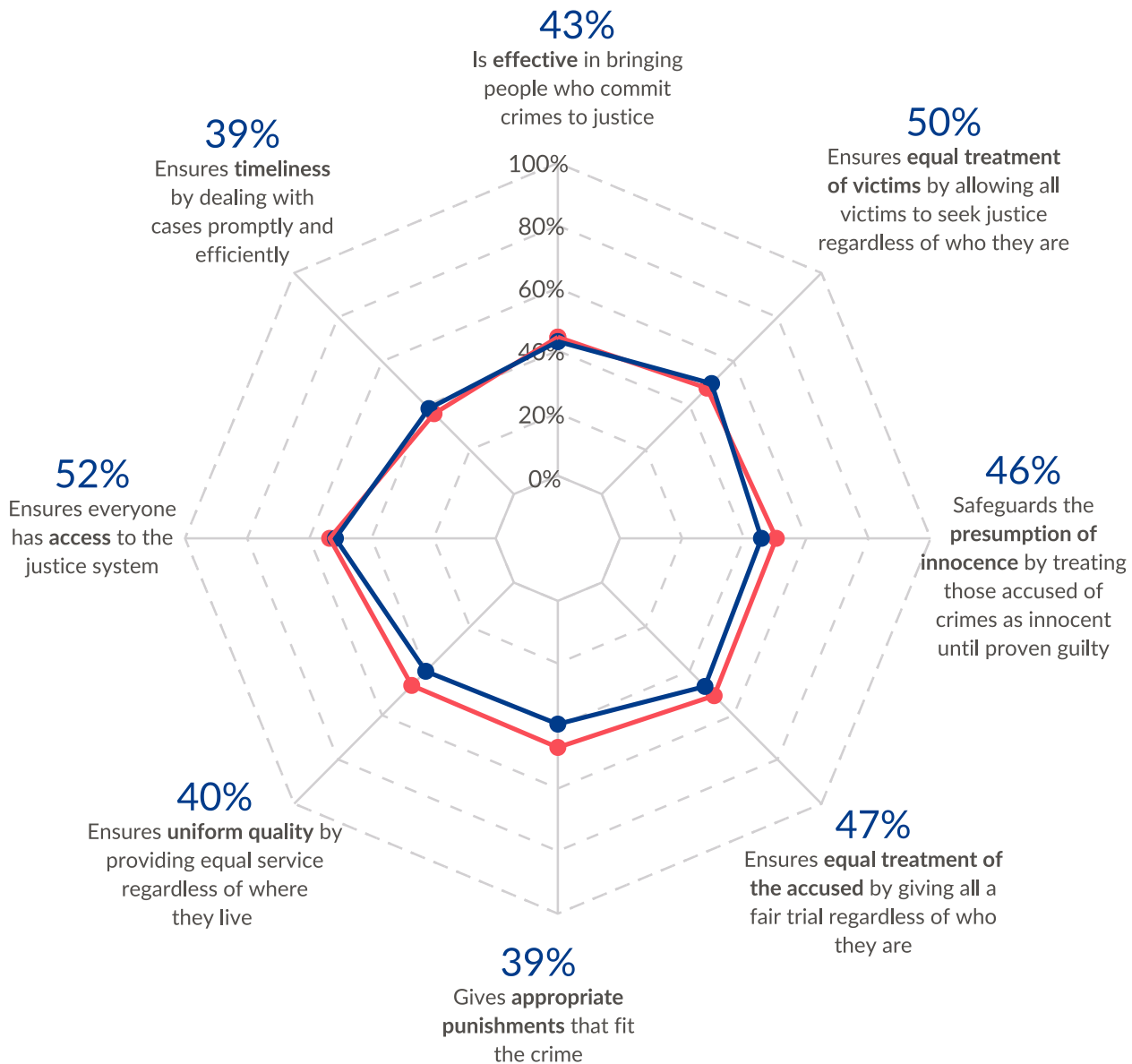
# CRIMINAL JUSTICE

CHART 13.

## Perceptions of the Criminal Justice System in Jamaica

Percentage of respondents who are confident that the criminal justice system...

● 2022 ● 2019



Note: For additional information on how Chart 13 was produced, please see the Appendix.

Source: WJP General Population Poll 2019 and 2022

CHART 14.

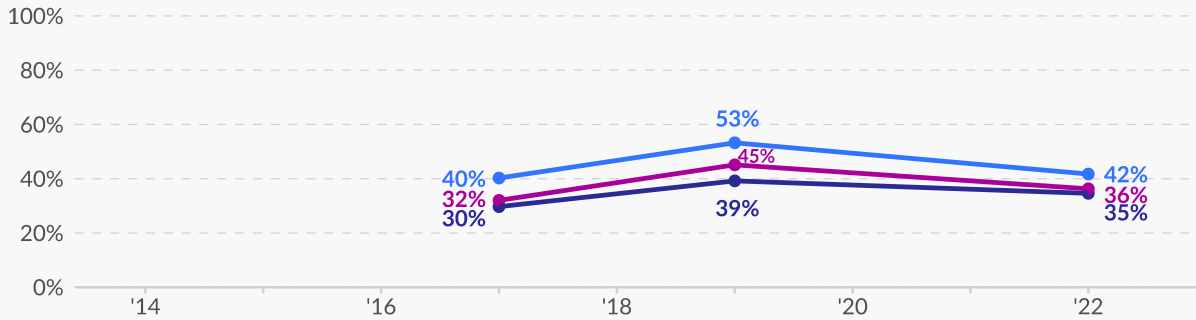
**Criminal Justice Actors**

Perceptions of criminal justice actors in Jamaica

● Prosecutors ● Public Defense Attorneys ● Judges & Magistrates

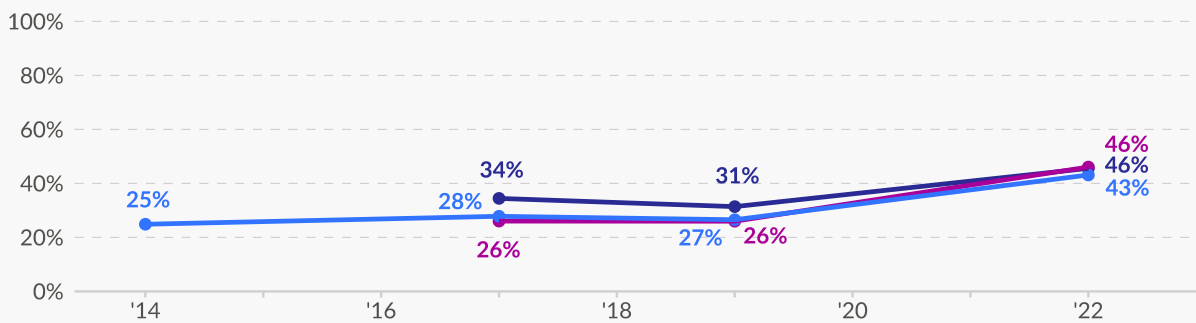
**TRUST IN CRIMINAL JUSTICE ACTORS OVER TIME**

Percentage of respondents who have a lot or some trust in prosecutors, public defense attorneys, and judges and magistrates



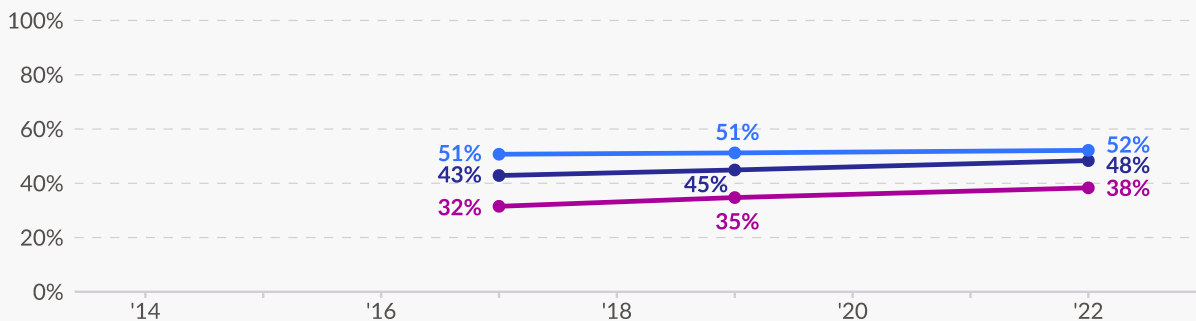
**PERCEPTIONS OF CORRUPTION ACROSS CRIMINAL JUSTICE ACTORS OVER TIME**

Percentage of respondents who believe that most or all prosecutors, public defense attorneys, and judges and magistrates are corrupt



**PERCEPTIONS OF EFFECTIVENESS ACROSS CRIMINAL JUSTICE ACTORS OVER TIME**

Percentage of respondents who believe that prosecutors, public defense attorneys, and judges and magistrates do their job well



Note: Variables in Effectiveness category are as follows: Prosecutors prosecute crimes committed in an independent manner and are not subject to any sort of pressure; Public defenders do everything they can to defend poor people that are accused of committing a crime; Judges decide cases in an independent manner and are not subject to any sort of pressure.

Source: WJP General Population Poll 2014, 2017, 2019, and 2022

# POLICE

## CHART 15.

### Perceptions of the Police

Opinions on the effectiveness and legitimacy of law enforcement

#### EFFECTIVENESS

##### Serve the Public

Percentage of respondents who believe that the police...

Are available to help when needed



Serve the interests of the community



Serve the interests of regular citizens



##### Crime Control and Safety

Percentage of respondents who believe that the police...

Respond to crime reports



Resolve security problems in the community



Perform effective and lawful investigations



Help them feel safe

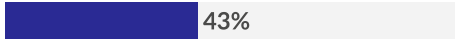


#### LEGITIMACY


##### Due Process

Percentage of respondents who believe that the police...

Act lawfully



Do not use excessive force



Respect the rights of suspects



Treat all people with respect



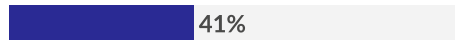
##### Discrimination

Percentage of respondents who believe that the police do not discriminate against suspects based on....

Age



Tattoos



Indigenous identity



Skin color



Gender



Source: WJP General Population Poll 2022

## Corruption

Percentage of respondents who believe that the police...

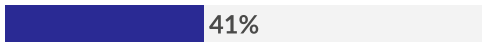
Are not involved in corrupt practices




Investigate crimes in an independent manner



Do not serve the interests of gangs




Do not serve the interests of politicians



## Trust and Crime Reporting

Percentage of respondents who...

Trust the police



Report a crime when they are a victim



Feel safe in their neighborhoods



## Accountability

Percentage of respondents who believe that the police...

Are held accountable for violating laws



Are held accountable for seeking bribes



Are held accountable for accepting bribes



Are investigated for misconduct



Note: For additional information on how Chart 15 was produced, please see the Appendix

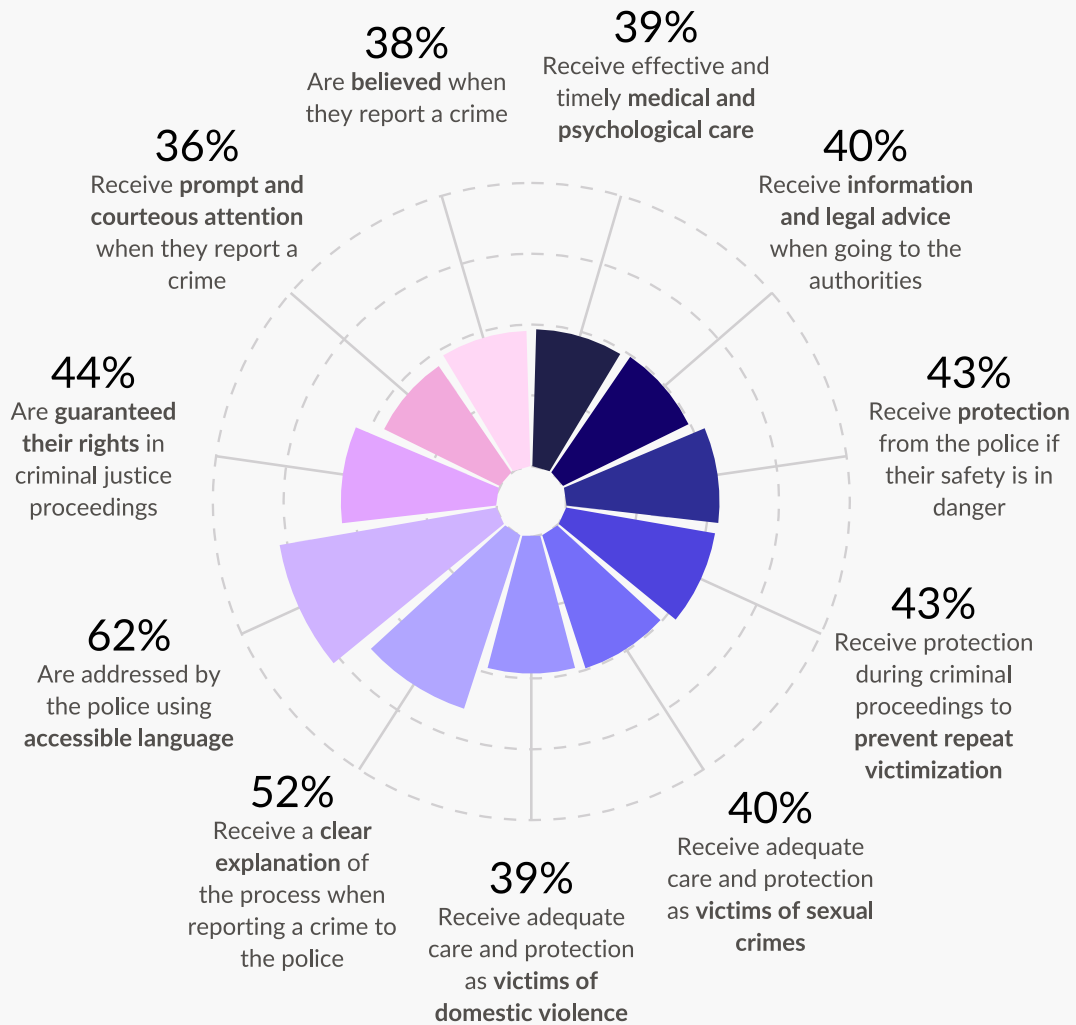
Source: WJP General Population Poll 2022

# VICTIM SUPPORT

CHART 16.

## Perceptions of the Treatment of Crime Victims

Percentage of respondents who are confident that crime victims...



Note: For additional information on how Chart 16 was produced, please see the Appendix.

Source: WJP General Population Poll 2022

# PROJECT DESIGN

32 Methodology

# METHODOLOGY

To present an image that accurately portrays the rule of law as experienced by ordinary people, data in this report is drawn from the General Population Poll (GPP), an original data source designed and collected by the World Justice Project (WJP). The GPP captures the experiences and perceptions of ordinary citizens concerning the performance of the state and its agents and the actual operation of the legal framework in their country.

The General Population Poll used to collect data in Jamaica in 2022 features several new questions that highlight perceptions on issues salient to the region, including corruption, authoritarian behaviors, police performance, criminal justice, and security. In total, the General Population Poll questionnaire includes 172 perception-based questions and 122 experience-based questions, along with sociodemographic information on all respondents. Additionally, the GPP in Jamaica was administered to a sample of 1,001 respondents.

## Data Collection

The GPP in Jamaica was conducted for the WJP's *The Rule of Law in Jamaica: Key Findings from the General Population Poll 2022* with sampling, fieldwork, and data processing by StatMark Group, based in Florida, USA. StatMark Group administered the surveys between June and August 2022, conducting face-to-face interviews using a multi-stage stratified random sampling design. The target population group for this survey included Jamaicans aged 18 years or older residing across all 14 parishes throughout the country.

## SAMPLE SIZE AND SAMPLE FRAME

The General Population Poll in Jamaica represents an achieved total sample size of 1,001 interviews distributed proportionally across three regions. StatMark Group based the sampling frame on 2018 census figures from the Statistical Institute of Jamaica (STATIN), acquiring a proportionally stratified sample by region, age, gender, socioeconomic status, and level of urbanization.

In order to address all relevant topics while controlling the questionnaire length, the World Justice Project split three of the survey modules into two versions (Option A and Option B) and randomly assigned one option to each respondent for each module. These modules included: Hypothetical Situations, Civic Participation, and Institutional Performance. Aside from these modules, the questionnaires are identical. A link to the complete survey instrument, in English, can be found in the Appendix of this report.

## SAMPLING

Regions and parishes were selected to achieve a nationally representative sample of the country based on population density and geographic coverage. Within parishes, cities and towns were then selected as primary sampling units using probability proportional to size sampling. Neighborhood blocks within the primary sampling units were selected at random, and each house within the selected enumeration area was approached. Within each enumeration area, survey administrators performed a systematic random route to sample households and used a Kish grid to select respondents. If the selected respondent declined to be interviewed or otherwise did not meet the characteristics of the target quota, the interviewer moved on to the next household.

## DESCRIPTION OF THE SAMPLE

**COVERAGE:** Interviews were distributed across regions to create a nationally representative sample. Forty-six percent (46%) of the interviews took place in Middlesex, followed by 31% in Surrey and 23% in Cornwall.

**GEOGRAPHY:** Forty-six percent (46%) of respondents resided in rural areas and municipalities, while 54% of respondents resided in metro areas or cities.

**RACIAL AND ETHNIC BACKGROUND:** Most respondents (82%) identified themselves as Afro-Jamaican, followed by Mixed Race (14%).

**GENDER:** Fifty-one percent (51%) of respondents were female and 49% were male.

**EDUCATION:** Most respondents (80%) reported that they received at least a high school diploma or vocational degree and the remaining 20% of respondents received up to a middle school diploma.

## RESPONSE RATES

Eligible household, non-interview	3,287
Refusals	3,224
Break-off	29
Non-contact	34
Ineligible household	3
No eligible respondent in the household	3
Quota filled	0

## INTERVIEWING AND QUALITY CONTROL

In total, 39 interviewers worked on this project, including 28 female interviewers. Enumerators worked in groups of five interviewers each. Interviews were conducted in English.

The supervisory team directly oversaw or backchecked via telephone 300 interviews (approximately 30% of the total sample). Additional quality control measures included GPS validation, audio quality checks, and checks for abnormal answer patterns. After quality control, 69 interviews were rejected from the final sample. Interviews averaged 40 minutes in length and ranged from 20 to 99 minutes.

## DATA REVIEW AND JUSTIFICATION

As part of the data analysis process, the team consulted several third-party sources in order to contextualize and validate perception-based data captured by the General Population Poll and compare it with the objective rule of law situation in-country. Peer data sources consulted include select indicators measured by the Latin American Public Opinion Project (LAPOP)'s *AmericasBarometer*, *Latinobarómetro*, *Varieties of Democracy (V-Dem)*, *Transparency International's Corruption Perceptions Index*, the Bertelsmann Stiftung's *Transformation Index (BTI)*, and *Freedom House's Freedom in the World*. While certain trends captured by the 2022 General Population Poll in Jamaica are comparable to trends in perceptions data measured by other indices, the experiences and perceptions presented in this report may not always coincide with the reality of Jamaica's rule of law performance as measured by other sources.

## HISTORICAL DATA

Historical data in this report derives from the *WJP Rule of Law Index®*'s General Population Poll that is typically administered every two to three years using a nationally representative probability sample ranging from 500 to 1,000 respondents. These household surveys were administered in the three largest cities of most countries until 2018, when the World Justice Project transitioned to nationally representative coverage as the preferred methodology for polling. The historical polling data used in this year's reports was collected in the following intervals: Data for The Bahamas, the Dominican Republic, Guyana, and Suriname was collected in 2016, 2018, and 2022. Data for Haiti was collected in 2021 and 2022. Data for Jamaica was collected in 2014, 2017, 2019, and 2022.

## ADDITIONAL COUNTRIES

*The Rule of Law in Jamaica: Key Findings from the General Population Poll 2022* includes comparisons to the following countries in the Greater Antilles, The Bahamas, and the Guianas surveyed by the World Justice Project during the same period: The Bahamas, the Dominican Republic, Guyana, Haiti and Suriname. This report is additionally part of a series that presents findings from the following five sub-regions within Latin America and the Caribbean: Andes (Bolivia, Colombia, Ecuador, Peru); Southern Cone (Argentina, Brazil, Paraguay); Eastern Caribbean (Barbados, Dominica, Grenada, St. Lucia, St. Vincent and the Grenadines, Trinidad and Tobago); Greater Antilles, The Bahamas, and the Guianas (The Bahamas, the Dominican Republic, Guyana, Haiti, Jamaica, Suriname); and Central America (Belize, Costa Rica, El Salvador, Guatemala, Honduras, Nicaragua, Panama). Together, these 26 countries are a portion of the 140 countries and jurisdictions included in the *WJP Rule of Law Index 2022* report. Detailed information regarding the methodology of the *Rule of Law Index* is available at: [www.worldjusticeproject.org](http://www.worldjusticeproject.org).

Country	Polling Company	Methodology	Sample
Argentina	StatMark Group	Face-to-face	759
The Bahamas	DMR Insights Ltd.	Face-to-face	500
Barbados	DMR Insights Ltd.	Face-to-face	500
Belize	CID Gallup	Face-to-face	1,500
Bolivia	Captura Consulting	Face-to-face	1,000
Brazil	About Brazil Market Research	Face-to-face	1,109
Colombia	Tempo Group SA	Face-to-face	1,000
Costa Rica	CID Gallup	Face-to-face	1,005
Dominica	DMR Insights Ltd.	Face-to-face	500
Dominican Republic	CID Gallup	Face-to-face	1,002
Ecuador	StatMark Group	Face-to-face	1,005
El Salvador	CID Gallup	Face-to-face	2,010
Grenada	DMR Insights Ltd.	Face-to-face	500
Guatemala	Mercaplan	Face-to-face	2,002
Guyana	StatMark Group	Face-to-face	500
Haiti	CID Gallup	Face-to-face	507
Honduras	Mercaplan	Face-to-face	2,000
Jamaica	StatMark Group	Face-to-face	1,001
Nicaragua	CID Gallup	Telephone	1,014
Panama	CID Gallup	Face-to-face	2,023
Paraguay	Datum Internacional S.A./BM Business Partners	Face-to-face	1,000
Peru	Datum Internacional S.A.	Face-to-face	1,029
St. Lucia	DMR Insights Ltd.	Face-to-face	500
St. Vincent and the Grenadines	DMR Insights Ltd.	Face-to-face	500
Suriname	D3: Designs, Data, Decisions	Face-to-face	502
Trinidad and Tobago	CID Gallup	Face-to-face	1,001

## | APPENDIX

36 Appendix

37 About the WJP

38 Other Publications

# APPENDIX

## Methodological Materials

### GENERAL POPULATION POLL (GPP)

The General Population Poll in the Caribbean was designed to capture high-quality data on the realities and concerns of ordinary people on a variety of themes related to the rule of law, including authoritarianism, corruption, police performance, crime, and security.

[World Justice Project General Population Poll 2022 – Caribbean Survey Instrument \(English Versions A & B\)](#)

[World Justice Project General Population Poll 2022 – Caribbean Survey Instrument \(Spanish Versions A & B\)](#)

[World Justice Project General Population Poll 2022 – Caribbean Survey Instrument \(Haitian Creole Versions A & B\)](#)

### VARIABLES USED IN INFOGRAPHICS ON CRIME VICTIMIZATION

This table lists the question-level variables from the General Population Poll used to construct Chart 11.1 and the “Reasons the crime was not reported” table in Chart 11.2.

[World Justice Project Crime Rates and Reporting Variable Map](#)

### REGRESSION TABLES FOR REGRESSION ANALYSIS USED IN INFOGRAPHIC ON PERCEPTIONS OF SECURITY

This document includes the question-level variables from the General Population Poll used in the regression analysis and the regression results featured in Chart 12.2.

[World Justice Project Regression Tables](#)

### VARIABLES USED IN INFOGRAPHIC ON THE CRIMINAL JUSTICE SYSTEM

This table lists the question-level variables from the General Population Poll used to construct Chart 13.

[World Justice Project Criminal Justice System Variable Map](#)

### VARIABLES USED IN INFOGRAPHIC ON THE POLICE

This table lists the question-level variables from the General Population Poll used to construct Chart 15.

[World Justice Project Police Performance Variable Map](#)

### VARIABLES USED IN INFOGRAPHIC ON PERCEPTIONS OF THE TREATMENT OF CRIME VICTIMS

This table lists the question-level variables from the General Population Poll used to construct Chart 16.

[World Justice Project Victim Support Variable Map](#)



**World Justice  
Project**

## ABOUT THE WORLD JUSTICE PROJECT


The World Justice Project (WJP) is an independent, multidisciplinary organization working to create knowledge, build awareness, and stimulate action to advance the rule of law worldwide. Effective rule of law is the foundation for communities of justice, opportunity, and peace—underpinning development, accountable government, and respect for fundamental rights.

The WJP builds and supports a global, multidisciplinary movement for the rule of law through three lines of work: collecting, organizing, and analyzing original, independent rule of law data, including the World Justice Project Rule of Law Index; supporting research, scholarship, and teaching about the importance of the rule of law, its relationship to development, and effective strategies to strengthen it; and connecting and building an engaged global network of policymakers and advocates to advance the rule of law through strategic partnerships, convenings, coordinated advocacy, and support for locally led initiatives.

Learn more at: [worldjusticeproject.org](https://worldjusticeproject.org).

# OTHER PUBLICATIONS

For more information click on the publication.



**WJP Rule of Law Index 2022**



**WJP Rule of Law Index 2022 Insights**  
Highlights and data trends from the WJP Rule of Law Index 2021



**WJP Mexico States Rule of Law Index 2020-2021**  
Perceptions and experiences in 32 states



**World Justice Challenge 2021**  
Outcome Report



**Grasping the Justice Gap**  
2021



**Environmental Governance Indicators for Latin America & the Caribbean**  
2020

For more information or to read these reports, visit [worldjusticeproject.org/our-work](https://worldjusticeproject.org/our-work)



**World Justice  
Project**