



World Justice  
Project

# The WJP Open Government Index

Juan Carlos Botero and Alejandro Ponce

# Defining Open Government

The WJP defines open government as a government that shares information, empowers people with tools to hold the government accountable, and fosters citizen participation in public policy deliberations.

The WJP Open Government Index is organized around four dimensions:

1. Publicized laws and government data
2. Right to information
3. Civic participation
4. Complaint mechanisms

# The Four Dimensions of Open Government

1. Publicized laws and government data – Measures the availability and accessibility of laws and public data.
2. Right to information – measures responsiveness to requests for information, with considerations to timeliness, pertinence, and cost.
3. Civic participation – measures people's ability to gather with others, comment on government policies, sign petitions, hold peaceful demonstrations, and voice concerns about public policies.
4. Complaint mechanisms – measures practical ability of people to make complaints about public officials, and the response to such complaints

# Measurement Approach

1. Perspective of the ordinary person
2. Two sources of entirely new data:
  - **A general population poll (GPP):** Probability sample - 1,000 respondents per country (three largest cities).
  - **Qualified respondent's questionnaires (QRQ):** Completed by in-country practitioners and academics in civil and commercial law; criminal justice; labor law; and public health.
3. Normalization, triangulation, and validation

# data.worldjusticeproject.org/opengov

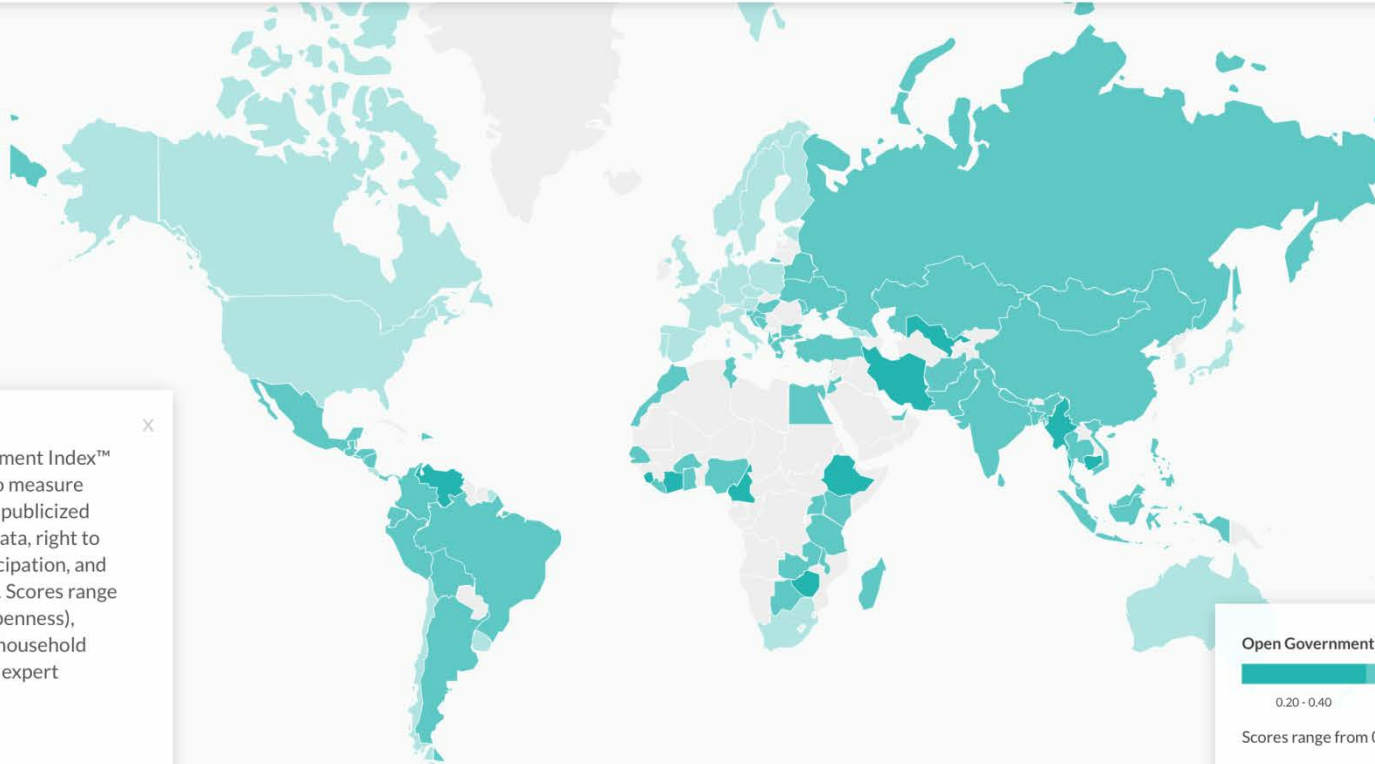


WJP Open Government Index™ 2015

[About](#)


[Download](#) ▾

[Share](#) ▾

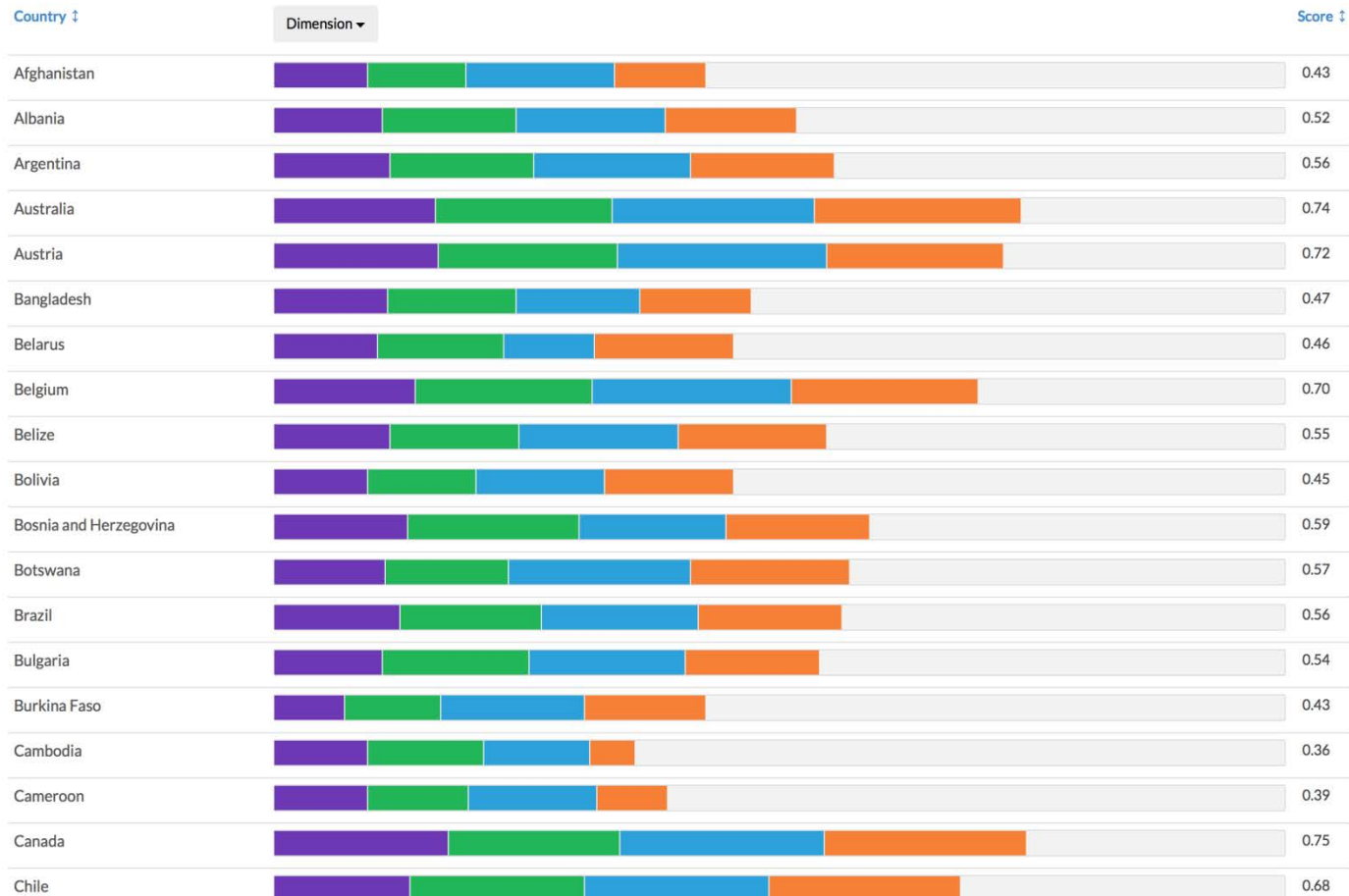


The WJP Open Government Index™ uses four dimensions to measure government openness: publicized laws and government data, right to information, civic participation, and complaint mechanisms. Scores range from 0 to 1 (greatest openness), based on responses to household surveys and in-country expert questionnaires.

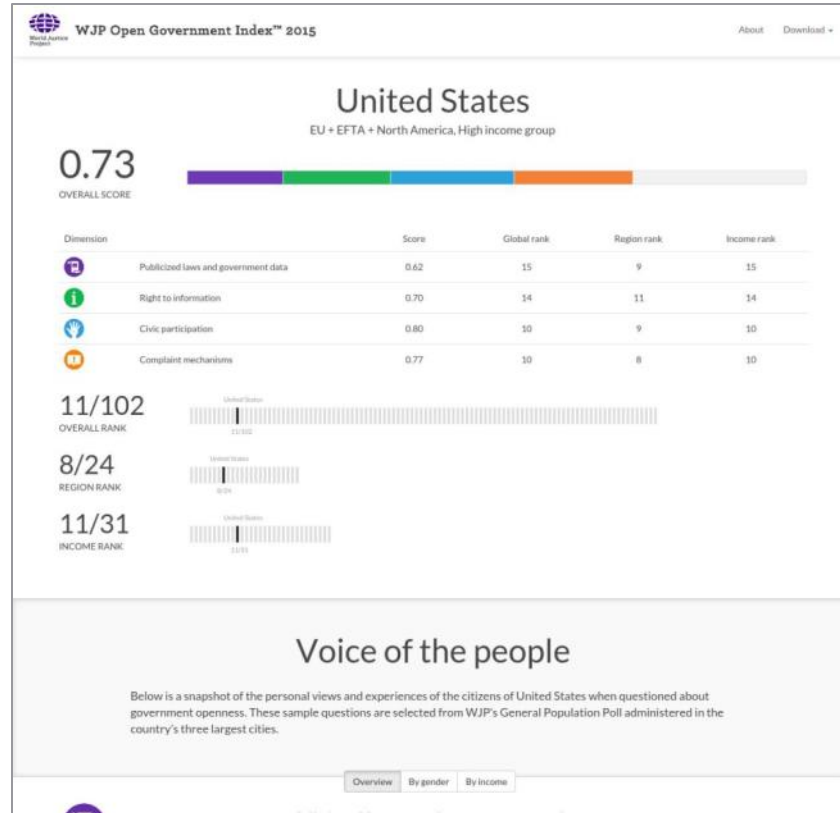
Open Government



Scores range from 0 (lowest) to 1 (highest).



# Individual Country Profiles



# Reading the country profiles

Explore each country's overall open government score, plus their global, income and regional ranks

The Voice of the People section of the country profile presents individual questions and responses on people's perceptions of collaborating with the government and participating in their community, as well as their experiences with requesting information and making official complaints.

Analyze responses to individual questions by gender and income



Discover each country's open government scores on four criteria: publicized laws and government data, right to information, right civic participation, and complaint mechanisms.

Compare individual responses with the responses from other regional and group income countries







# Mexico

Latin America & Caribbean, Upper middle income group

## 0.56

OVERALL SCORE



Dimension	Score	Global rank	Region rank	Income rank
 Publicized laws and government data	0.43	64	9	21
 Right to information	0.61	29	3	4
 Civic participation	0.56	67	14	19
 Complaint mechanisms	0.62	34	6	6

## 42/102

OVERALL RANK



## 6/19

REGION RANK



## 8/31

INCOME RANK



# Mexico: Civic Participation Overview



## Civic participation

**Congress**  
In practice, people in this neighborhood can present their concerns to members of Congress  
(% strongly agree or agree)



Mexico	51%
Latin America & Caribbean	73%
Upper middle income group	65%

**Local government**  
In practice, people in this neighborhood can present their concerns to local government officials  
(% strongly agree or agree)



Mexico	No data
Latin America & Caribbean	77%
Upper middle income group	68%

**Petition**  
In practice, people can freely join together with others to draw attention to an issue or sign a petition  
(% strongly agree or agree)



Mexico	70%
Latin America & Caribbean	81%
Upper middle income group	77%

**Consultation**  
How well does the local government consult community leaders before making decisions?  
(% very well or well)



Mexico	36%
Latin America & Caribbean	44%
Upper middle income group	41%

**Civil Society**  
Civil society organizations can freely express opinions against government policies and actions  
(% strongly agree or agree)



Mexico	48%
Latin America & Caribbean	66%
Upper middle income group	55%

**Political Parties**  
Political parties can freely express opinions against government policies and actions  
(% strongly agree or agree)



Mexico	51%
Latin America & Caribbean	71%
Upper middle income group	63%

**Media**  
TV, radio and newspapers can freely express opinions against government policies and actions  
(% strongly agree or agree)



Mexico	36%
Latin America & Caribbean	61%
Upper middle income group	54%

**Membership**  
People can freely join any (unforbidden) political organization they want  
(% strongly agree or agree)



Mexico	57%
Latin America & Caribbean	78%
Upper middle income group	73%

# Mexico: Civic Participation by Gender



## Civic participation

**Congress**  
 In practice, people in this neighborhood can present their concerns to members of Congress  
 (% strongly agree or agree)



	Men	Women
Mexico	54%	48%
Latin America & Caribbean	74%	72%
Upper middle income group	65%	64%

**Local government**  
 In practice, people in this neighborhood can present their concerns to local government officials  
 (% strongly agree or agree)



	Men	Women
Mexico	No data	No data
Latin America & Caribbean	77%	76%
Upper middle income group	69%	69%

**Petition**  
 In practice, people can freely join together with others to draw attention to an issue or sign a petition  
 (% strongly agree or agree)



	Men	Women
Mexico	72%	69%
Latin America & Caribbean	83%	80%
Upper middle income group	78%	77%

**Consultation**  
 How well does the local government consult community leaders before making decisions?  
 (% very well or well)



	Men	Women
Mexico	38%	33%
Latin America & Caribbean	44%	45%
Upper middle income group	41%	41%

**Civil Society**  
 Civil society organizations can freely express opinions against government policies and actions  
 (% strongly agree or agree)



	Men	Women
Mexico	49%	46%
Latin America & Caribbean	67%	64%
Upper middle income group	56%	54%

**Political Parties**  
 Political parties can freely express opinions against government policies and actions  
 (% strongly agree or agree)



	Men	Women
Mexico	54%	47%
Latin America & Caribbean	72%	69%
Upper middle income group	64%	62%

# Mexico: Civic Participation by Income



## Civic participation

**Congress**  
 In practice, people in this neighborhood can present their concerns to members of Congress  
 (% strongly agree or agree)



■ Low income ■ High income

Mexico	46%	57%
Latin America & Caribbean	73%	75%
Upper middle income group	65%	65%

**Local government**  
 In practice, people in this neighborhood can present their concerns to local government officials  
 (% strongly agree or agree)



■ Low income ■ High income

Mexico	No data	No data
Latin America & Caribbean	77%	78%
Upper middle income group	68%	68%

**Petition**  
 In practice, people can freely join together with others to draw attention to an issue or sign a petition  
 (% strongly agree or agree)



■ Low income ■ High income

Mexico	69%	76%
Latin America & Caribbean	80%	84%
Upper middle income group	77%	78%

**Consultation**  
 How well does the local government consult community leaders before making decisions?  
 (% very well or well)



■ Low income ■ High income

Mexico	28%	51%
Latin America & Caribbean	45%	43%
Upper middle income group	41%	39%

**Civil Society**  
 Civil society organizations can freely express opinions against government policies and actions  
 (% strongly agree or agree)



■ Low income ■ High income

Mexico	41%	62%
Latin America & Caribbean	65%	67%
Upper middle income group	55%	56%

**Political Parties**  
 Political parties can freely express opinions against government policies and actions  
 (% strongly agree or agree)



■ Low income ■ High income

Mexico	44%	64%
Latin America & Caribbean	70%	72%
Upper middle income group	62%	63%

**Media**  
 TV, radio and newspapers can freely express opinions against government policies and actions  
 (% strongly agree or agree)



■ Low income ■ High income

Mexico	29%	50%
Latin America & Caribbean	62%	63%
Upper middle income group	54%	54%

**Membership**  
 People can freely join any (unforbidden) political organization they want  
 (% strongly agree or agree)



■ Low income ■ High income

Mexico	56%	62%
Latin America & Caribbean	78%	80%
Upper middle income group	73%	74%

# Mexico: Right to Information Overview

Overview By gender By income



## Right to information

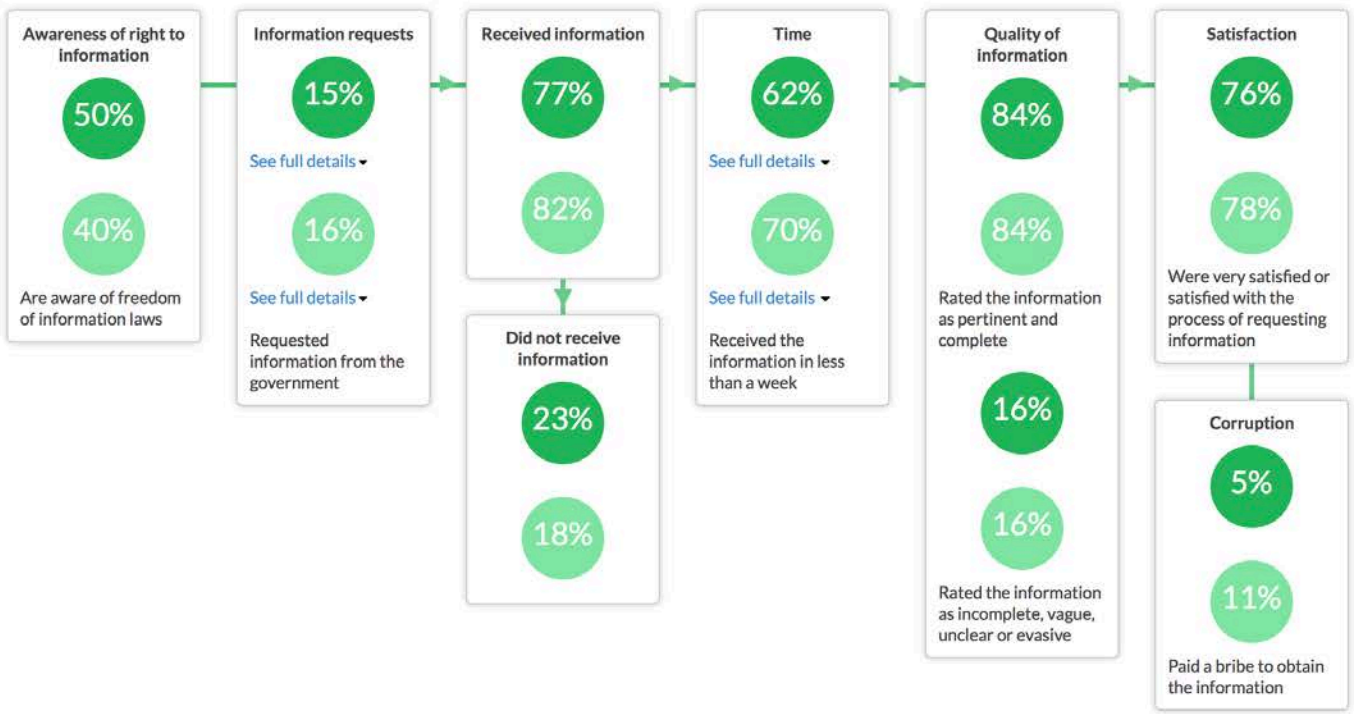


# Mexico: Right to Information by Gender

Overview By gender By income

**i** Men Women

## Right to information



# Mexico: Right to Information by Income

Overview | By gender | By income

**i** ■ High income  
■ Low income

## Right to information



# Mexico: Complaint Mechanisms Overview

- Overview
- By gender
- By income



## Complaint mechanisms

### Complaint filing

How well does the local government provide ways to make complaints about public services?  
(% very well or well)



Mexico	36%
Latin America & Caribbean	46%
Upper middle income group	45%

### Complaint handling

How well does the local government provide ways to handle complaints against local officials?  
(% very well or well)



Mexico	35%
Latin America & Caribbean	42%
Upper middle income group	40%



# Mexico: Complaint Mechanisms by Gender

Overview By gender By income



## Complaint mechanisms

**Complaint filing**  
How well does the local government provide ways to make complaints about public services?  
(% very well or well)



	Men	Women
Mexico	37%	35%
Latin America & Caribbean	46%	47%
Upper middle income group	44%	45%

**Complaint handling**  
How well does the local government provide ways to handle complaints against local officials?  
(% very well or well)



	Men	Women
Mexico	35%	36%
Latin America & Caribbean	41%	43%
Upper middle income group	40%	40%

# Mexico: Complaint Mechanisms by Income



## Complaint mechanisms

**Complaint filing**  
How well does the local government provide ways to make complaints about public services?  
(% very well or well)

**Complaint handling**  
How well does the local government provide ways to handle complaints against local officials?  
(% very well or well)



	Low income	High income
Mexico	28%	51%
Latin America & Caribbean	47%	46%
Upper middle income group	45%	44%

	Low income	High income
Mexico	27%	49%
Latin America & Caribbean	43%	39%
Upper middle income group	40%	37%

# Mexico: Publicized Laws and Government Data Overview

Overview By gender By income



## Publicized laws and government data

### Legal rights

How well does the government inform people about their rights? (% very well or well)



Mexico	44%
Latin America & Caribbean	50%
Upper middle income group	47%

### Expenditures

How well does the government inform people about expenditures? (% very well or well)



Mexico	38%
Latin America & Caribbean	43%
Upper middle income group	42%

### Quality

How would you rate the quality of information published by the government? (% very good or good)



Mexico	53%
Latin America & Caribbean	57%
Upper middle income group	59%

### Quantity

How would you rate the quantity of information published by the government? (% very good or good)



Mexico	No data
Latin America & Caribbean	56%
Upper middle income group	54%

### Accessibility

How would you rate the accessibility of information published by the government? (% very good or good)



Mexico	No data
Latin America & Caribbean	54%
Upper middle income group	52%

### Reliability

How would you rate the reliability of information published by the government? (% very good or good)



Mexico	42%
Latin America & Caribbean	52%
Upper middle income group	55%

# Mexico: Publicized Laws and Government Data by Gender

Overview | **By gender** | By income



## Publicized laws and government data

### Legal rights

How well does the government inform people about their rights? (% very well or well)



	Men	Women
Mexico	48%	39%
Latin America & Caribbean	49%	51%
Upper middle income group	46%	47%

### Expenditures

How well does the government inform people about expenditures? (% very well or well)



	Men	Women
Mexico	38%	37%
Latin America & Caribbean	43%	44%
Upper middle income group	42%	42%

### Quality

How would you rate the quality of information published by the government? (% very good or good)



	Men	Women
Mexico	53%	53%
Latin America & Caribbean	53%	54%
Upper middle income group	56%	58%

### Quantity

How would you rate the quantity of information published by the government? (% very good or good)



	Men	Women
Mexico	No data	No data
Latin America & Caribbean	54%	54%
Upper middle income group	53%	54%

### Accessibility

How would you rate the accessibility of information published by the government? (% very good or good)



	Men	Women
Mexico	No data	No data
Latin America & Caribbean	53%	52%
Upper middle income group	51%	52%

### Reliability

How would you rate the reliability of information published by the government? (%very good or good)



	Men	Women
Mexico	41%	42%
Latin America & Caribbean	52%	51%
Upper middle income group	55%	55%

# Mexico: Publicized Laws and Government Data by Income



## Publicized laws and government data

### Legal rights

How well does the government inform people about their rights? (% very well or well)



	Low income	High income
Mexico	34%	59%
Latin America & Caribbean	51%	49%
Upper middle income group	47%	47%

### Expenditures

How well does the government inform people about expenditures? (% very well or well)



	Low income	High income
Mexico	31%	56%
Latin America & Caribbean	44%	42%
Upper middle income group	42%	41%

### Quality

How would you rate the quality of information published by the government? (% very good or good)



	Low income	High income
Mexico	42%	72%
Latin America & Caribbean	54%	54%
Upper middle income group	57%	58%

### Quantity

How would you rate the quantity of information published by the government? (% very good or good)



	Low income	High income
Mexico	No data	No data
Latin America & Caribbean	56%	53%
Upper middle income group	54%	54%

### Accessibility

How would you rate the accessibility of information published by the government? (% very good or good)



	Low income	High income
Mexico	No data	No data
Latin America & Caribbean	54%	54%
Upper middle income group	51%	54%

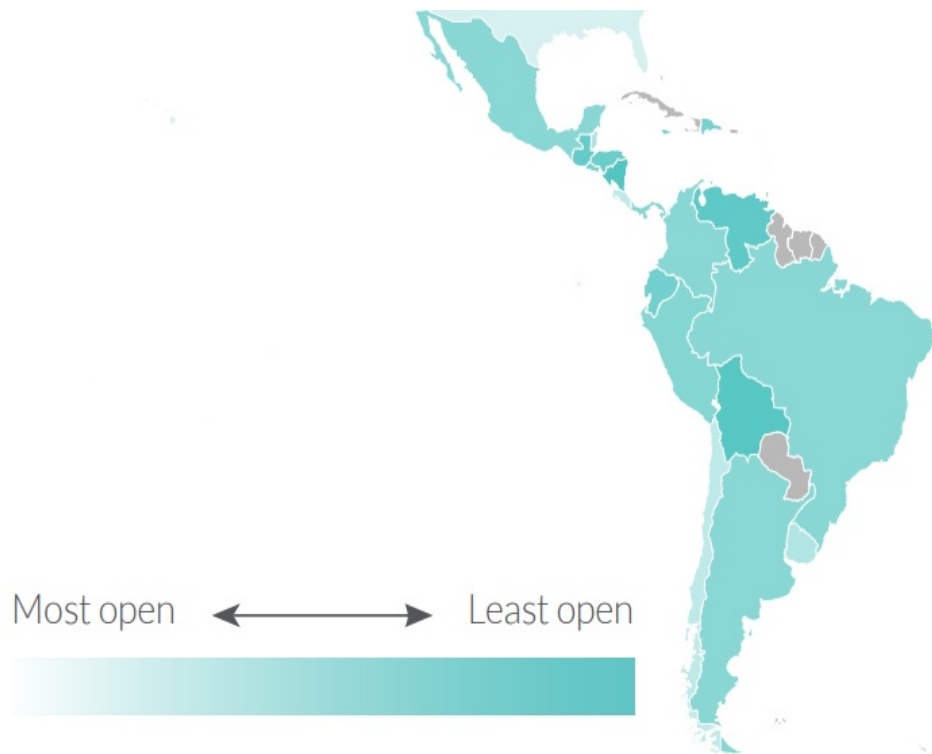
### Reliability

How would you rate the reliability of information published by the government? (% very good or good)



	Low income	High income
Mexico	32%	60%
Latin America & Caribbean	51%	54%
Upper middle income group	55%	58%

# Open Government in Latin America and the Caribbean



LATIN AMERICAN & CARIBBEAN

Country	Score	Global Ranking
Chile	0.68	18
Costa Rica	0.68	19
Uruguay	0.65	21
Brazil	0.56	38
Colombia	0.56	39
Mexico	0.56	42
Argentina	0.56	44
Panama	0.55	45
Peru	0.55	47
Belize	0.55	48
Dominican Republic	0.52	53
Jamaica	0.51	57
El Salvador	0.51	58
Ecuador	0.51	63
Honduras	0.49	66
Guatemala	0.48	70
Bolivia	0.45	80
Nicaragua	0.44	84
Venezuela	0.38	97

# The Four Dimensions of Open Government



Publicized laws and government data



Right to information



Civic participation



Complaint mechanisms

Country					Score
Sweden	■	■	■	■	0.81
New Zealand	■	■	■	■	0.81
Norway	■	■	■	■	0.81
Denmark	■	■	■	■	0.78
Netherlands	■	■	■	■	0.76
Finland	■	■	■	■	0.76
Canada	■	■	■	■	0.75
United Kingdom	■	■	■	■	0.74
Australia	■	■	■	■	0.74
Republic of Korea	■	■	■	■	0.73
United States	■	■	■	■	0.73
Japan	■	■	■	■	0.72
Austria	■	■	■	■	0.72
Estonia	■	■	■	■	0.72
Germany	■	■	■	■	0.72
Belgium	■	■	■	■	0.70
France	■	■	■	■	0.69
Chile	■	■	■	■	0.68

Country					Score	
Sri Lanka	■	■	■	■	0.53	■
Dominican Republic	■	■	■	■	0.52	■
Albania	■	■	■	■	0.52	■
Senegal	■	■	■	■	0.52	■
Hungary	■	■	■	■	0.51	■
Jamaica	■	■	■	■	0.51	■
El Salvador	■	■	■	■	0.51	■
Tunisia	■	■	■	■	0.51	■
Morocco	■	■	■	■	0.51	■
Serbia	■	■	■	■	0.51	■
Tanzania	■	■	■	■	0.51	■
Ecuador	■	■	■	■	0.51	■
Kyrgyzstan	■	■	■	■	0.50	■
Malawi	■	■	■	■	0.50	■
Honduras	■	■	■	■	0.49	■
Russia	■	■	■	■	0.49	■
Thailand	■	■	■	■	0.49	■
United Arab Emirates	■	■	■	■	0.48	■



Top tertile

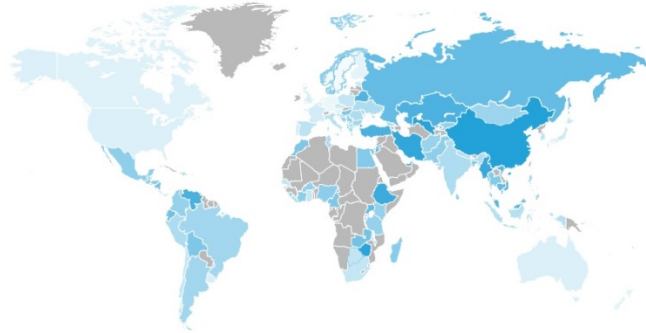


Middle tertile



Bottom tertile

# Global Insights: Civic Participation

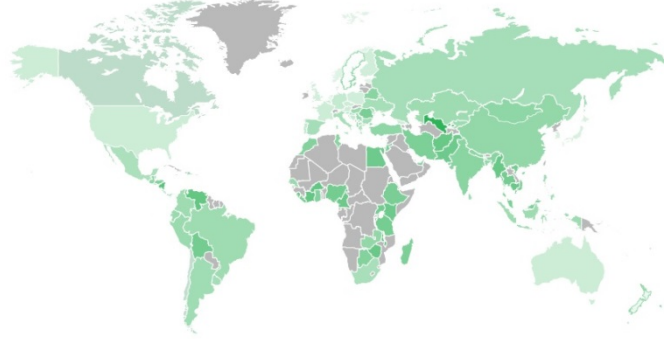


Most open ← → Least open

Country	Score	Ranking	Country	Score	Ranking	Country	Score	Ranking
Sweden	0.90	1	Jamaica	0.65	35	Nigeria	0.55	69
Denmark	0.89	2	Romania	0.65	36	Singapore	0.55	70
Norway	0.89	3	Peru	0.65	37	Serbia	0.55	71
Germany	0.85	4	Ukraine	0.65	38	Honduras	0.54	72
Finland	0.83	5	India	0.65	39	Sri Lanka	0.54	73
New Zealand	0.83	6	Tunisia	0.65	40	Madagascar	0.54	74
Austria	0.83	7	Belize	0.63	41	Hong Kong SAR, China	0.52	75
Netherlands	0.82	8	Panama	0.63	42	Thailand	0.52	76
Canada	0.81	9	Greece	0.63	43	Egypt	0.52	77
United States	0.80	10	Croatia	0.63	44	Morocco	0.51	78
Australia	0.80	11	Argentina	0.62	45	Bolivia	0.51	79
Belgium	0.79	12	Bulgaria	0.62	46	Cameroon	0.51	80
United Kingdom	0.79	13	Slovenia	0.62	47	Hungary	0.51	81
Uruguay	0.78	14	Dominican Republic	0.62	48	Bangladesh	0.49	82
France	0.77	15	Philippines	0.62	49	Nicaragua	0.48	83
Portugal	0.76	16	Brazil	0.62	50	Zambia	0.47	84
Costa Rica	0.76	17	Lebanon	0.60	51	Ecuador	0.46	85
Estonia	0.75	18	Mongolia	0.60	52	Jordan	0.43	86
Japan	0.75	19	Albania	0.59	53	Uganda	0.42	87
Czech Republic	0.75	20	Afghanistan	0.59	54	Russia	0.42	88
Chile	0.73	21	Guatemala	0.59	55	Cambodia	0.42	89
Senegal	0.73	22	Bosnia and Herzegovina	0.58	56	Malaysia	0.37	90
Ghana	0.73	23	Macedonia, FYR	0.58	57	Vietnam	0.37	91
Botswana	0.72	24	Sierra Leone	0.58	58	United Arab Emirates	0.36	92
Poland	0.72	25	Colombia	0.58	59	Belarus	0.36	93
Malawi	0.71	26	Tanzania	0.58	60	Kazakhstan	0.35	94
Republic of Korea	0.70	27	Kenya	0.58	61	Venezuela	0.34	95
Spain	0.70	28	Moldova	0.57	62	Turkey	0.34	96
South Africa	0.70	29	Burkina Faso	0.57	63	Ethiopia	0.30	97
Italy	0.69	30	Kyrgyzstan	0.57	64	Myanmar	0.28	98
Indonesia	0.68	31	El Salvador	0.57	65	Iran	0.25	99
Nepal	0.67	32	Pakistan	0.56	66	Uzbekistan	0.24	100
Liberia	0.66	33	Mexico	0.56	67	Zimbabwe	0.23	101
Georgia	0.66	34	Cote d'Ivoire	0.56	68	China	0.21	102



# Global Insights: Right to Information



Most open ← → Least open

Country	Score	Ranking	Country	Score	Ranking	Country	Score	Ranking
Sweden	0.86	1	Russia	0.58	35	Jamaica	0.48	69
New Zealand	0.82	2	Spain	0.58	36	Morocco	0.48	70
Norway	0.77	3	Bulgaria	0.58	37	Panama	0.48	71
Estonia	0.77	4	Uruguay	0.58	38	United Arab Emirates	0.47	72
Japan	0.75	5	Sri Lanka	0.57	39	Honduras	0.47	73
Netherlands	0.75	6	Philippines	0.57	40	Iran	0.46	74
Republic of Korea	0.75	7	Argentina	0.57	41	Cambodia	0.46	75
United Kingdom	0.73	8	Dominican Republic	0.57	42	Malaysia	0.46	76
Denmark	0.72	9	Kyrgyzstan	0.56	43	Madagascar	0.46	77
Poland	0.72	10	Colombia	0.56	44	Romania	0.45	78
Austria	0.71	11	Brazil	0.56	45	Ethiopia	0.45	79
Finland	0.71	12	Indonesia	0.56	46	Tanzania	0.44	80
France	0.70	13	Kazakhstan	0.56	47	Liberia	0.44	81
United States	0.70	14	El Salvador	0.55	48	Jordan	0.44	82
Belgium	0.70	15	Hungary	0.55	49	Thailand	0.43	83
Georgia	0.70	16	Peru	0.55	50	Bolivia	0.43	84
Australia	0.70	17	Moldova	0.55	51	Vietnam	0.43	85
Czech Republic	0.70	18	Ecuador	0.54	52	Uganda	0.43	86
Chile	0.69	19	Senegal	0.54	53	Nigeria	0.43	87
Hong Kong SAR, China	0.69	20	Serbia	0.54	54	Kenya	0.41	88
Canada	0.68	21	Albania	0.53	55	Egypt	0.41	89
Germany	0.68	22	China	0.53	56	Pakistan	0.41	90
Bosnia and Herzegovina	0.68	23	Zambia	0.53	57	Sierra Leone	0.40	91
Costa Rica	0.64	24	Mongolia	0.52	58	Zimbabwe	0.40	92
Portugal	0.64	25	Turkey	0.52	59	Cameroon	0.40	93
Croatia	0.63	26	Guatemala	0.52	60	Myanmar	0.39	94
Greece	0.62	27	Bangladesh	0.51	61	Afghanistan	0.39	95
Macedonia, FYR	0.61	28	Belize	0.51	62	Malawi	0.38	96
Mexico	0.61	29	Nepal	0.50	63	Venezuela	0.38	97
Slovenia	0.60	30	Belarus	0.50	64	Cote d'Ivoire	0.38	98
South Africa	0.60	31	Tunisia	0.50	65	Burkina Faso	0.38	99
Italy	0.59	32	India	0.50	66	Lebanon	0.38	100
Ukraine	0.59	33	Ghana	0.49	67	Nicaragua	0.35	101
Singapore	0.58	34	Botswana	0.49	68	Uzbekistan	0.21	102

# Global Insights: Freedom of Opinion and Expression

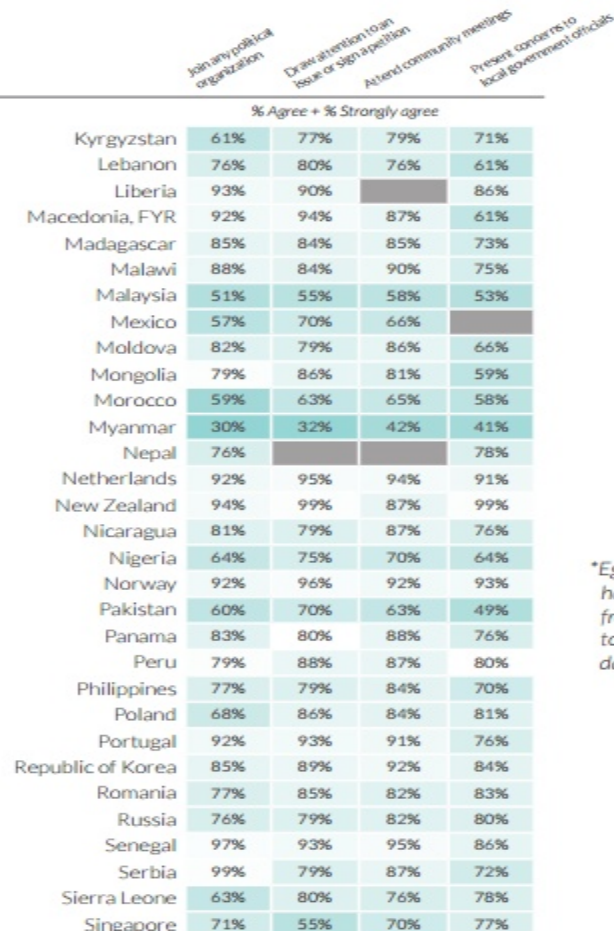
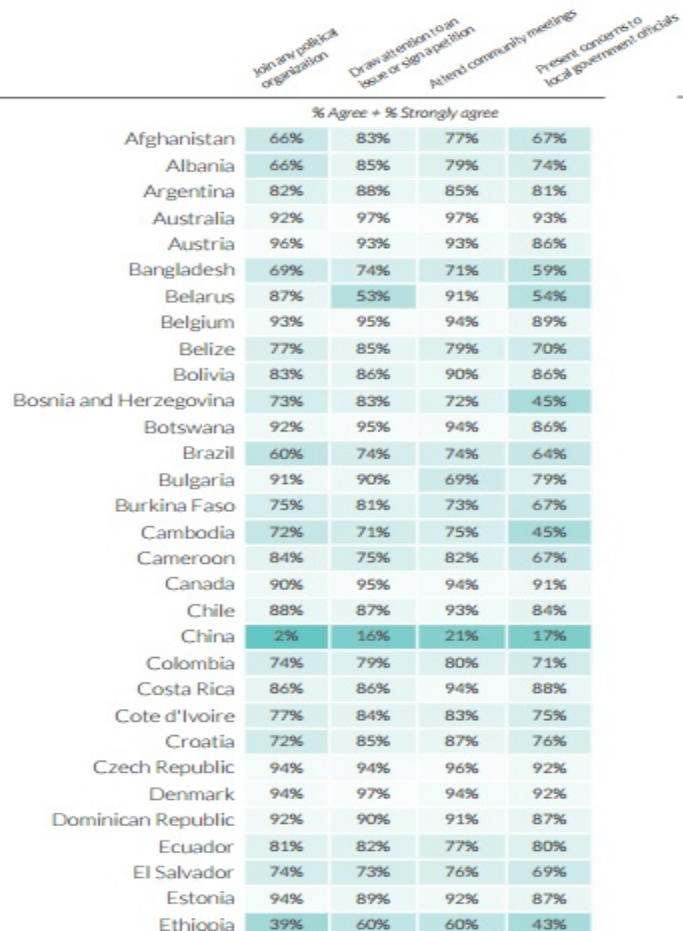
	The people	Civil society organizations	Political parties	The media
	% Agree + % Strongly agree			
Afghanistan	70%	66%	67%	70%
Albania	73%	40%	58%	50%
Argentina	79%	68%	74%	68%
Australia	91%	84%	87%	82%
Austria	88%	76%	83%	78%
Bangladesh	40%	31%	31%	28%
Belarus	31%	18%	40%	31%
Belgium	82%	76%	79%	78%
Belize	72%	72%	73%	60%
Bolivia	67%	55%	54%	48%
Bosnia and Herzegovina	65%	52%	70%	31%
Botswana	87%	88%	92%	83%
Brazil	71%	61%	66%	53%
Bulgaria	89%	73%	81%	46%
Burkina Faso	56%	46%	50%	38%
Cambodia	51%	50%	53%	26%
Cameroon	60%	53%	69%	53%
Canada	90%	81%	84%	82%
Chile	78%	70%	79%	68%
China	0%	0%	0%	8%
Colombia	68%	49%	57%	48%
Costa Rica	83%	78%	84%	74%
Cote d'Ivoire	56%	46%	50%	43%
Croatia	68%	49%	73%	45%
Czech Republic	87%	68%	77%	61%
Denmark	93%	89%	89%	88%
Dominican Republic	83%	79%	83%	80%
Ecuador	63%	60%	63%	60%
El Salvador	69%	67%	70%	68%
Estonia	76%	67%	71%	74%
Ethiopia	44%	35%	44%	34%

	The people	Civil society organizations	Political parties	The media
	% Agree + % Strongly agree			
Kyrgyzstan	68%	60%	64%	58%
Lebanon	73%	70%	72%	69%
Liberia	92%	90%	87%	85%
Macedonia, FYR	54%	34%	49%	33%
Madagascar	66%	70%	71%	58%
Malawi	80%	75%	79%	68%
Malaysia	44%	41%	45%	48%
Mexico	58%	48%	51%	36%
Moldova	66%	49%	53%	23%
Mongolia	67%	59%	62%	55%
Morocco	63%	69%	67%	50%
Myanmar	19%	22%	38%	29%
Nepal	81%	81%	85%	79%
Netherlands	91%	88%	87%	90%
New Zealand	97%	96%	96%	94%
Nicaragua	72%	72%	74%	71%
Nigeria	64%	65%	71%	61%
Norway	90%	89%	85%	89%
Pakistan	60%	55%	63%	62%
Panama	75%	72%	71%	71%
Peru	76%	65%	69%	61%
Philippines	76%	81%	69%	70%
Poland	65%	46%	66%	56%
Portugal	81%	67%	80%	61%
Republic of Korea	80%	86%	86%	88%
Romania	73%	50%	73%	63%
Russia	52%	46%	60%	57%
Senegal	91%	88%	88%	85%
Serbia	81%	40%	60%	51%
Sierra Leone	73%	76%	69%	77%
Singapore	37%	38%	40%	44%



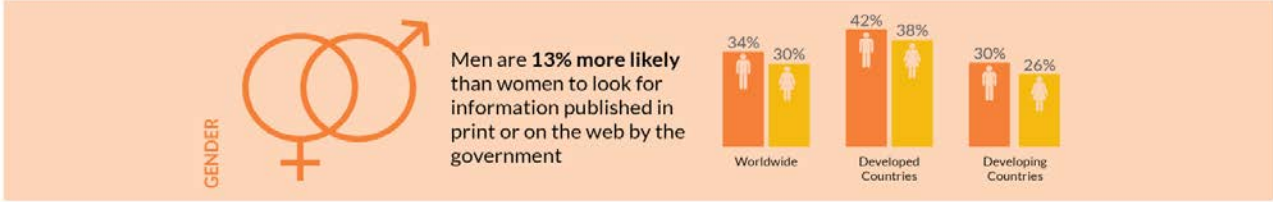
\*Egypt and Venezuela have been omitted from this chart due to lack of significant data

# Global Insights: Freedom of Assembly and Association

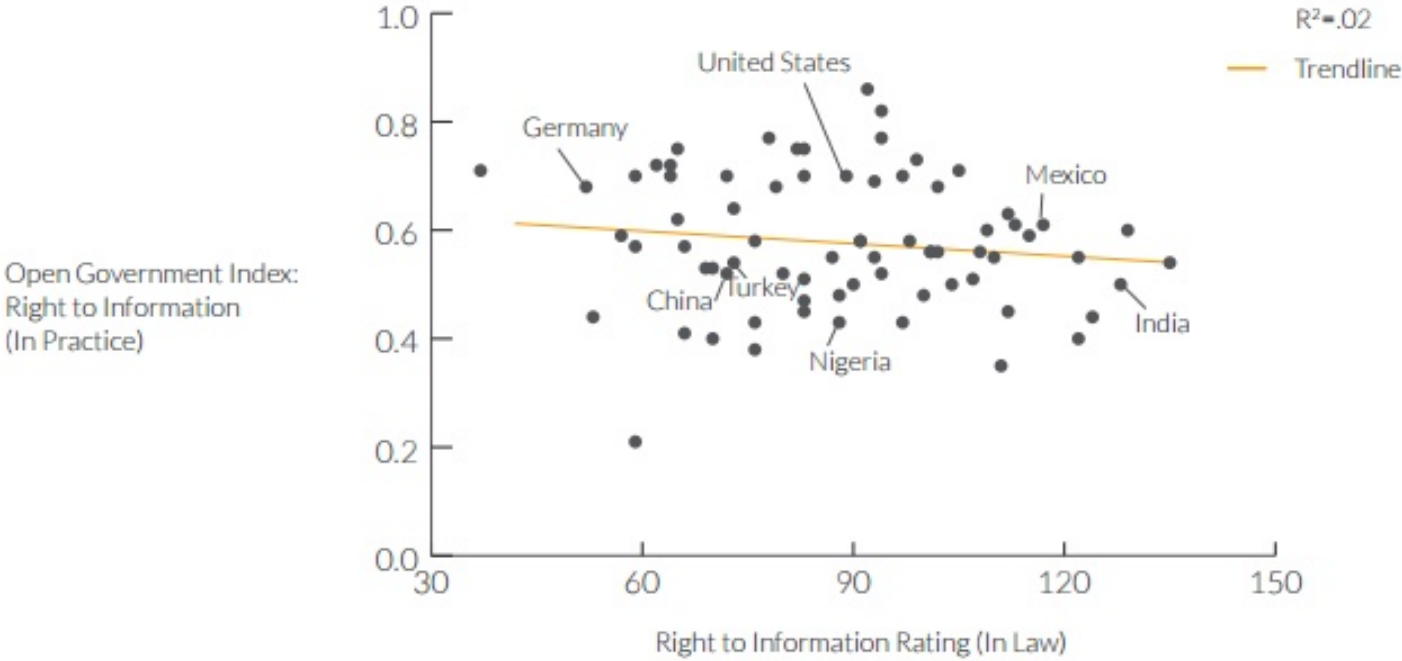


\*Egypt and Venezuela have been omitted from this chart due to lack of significant data

# Global Insights: Who looks for government information?

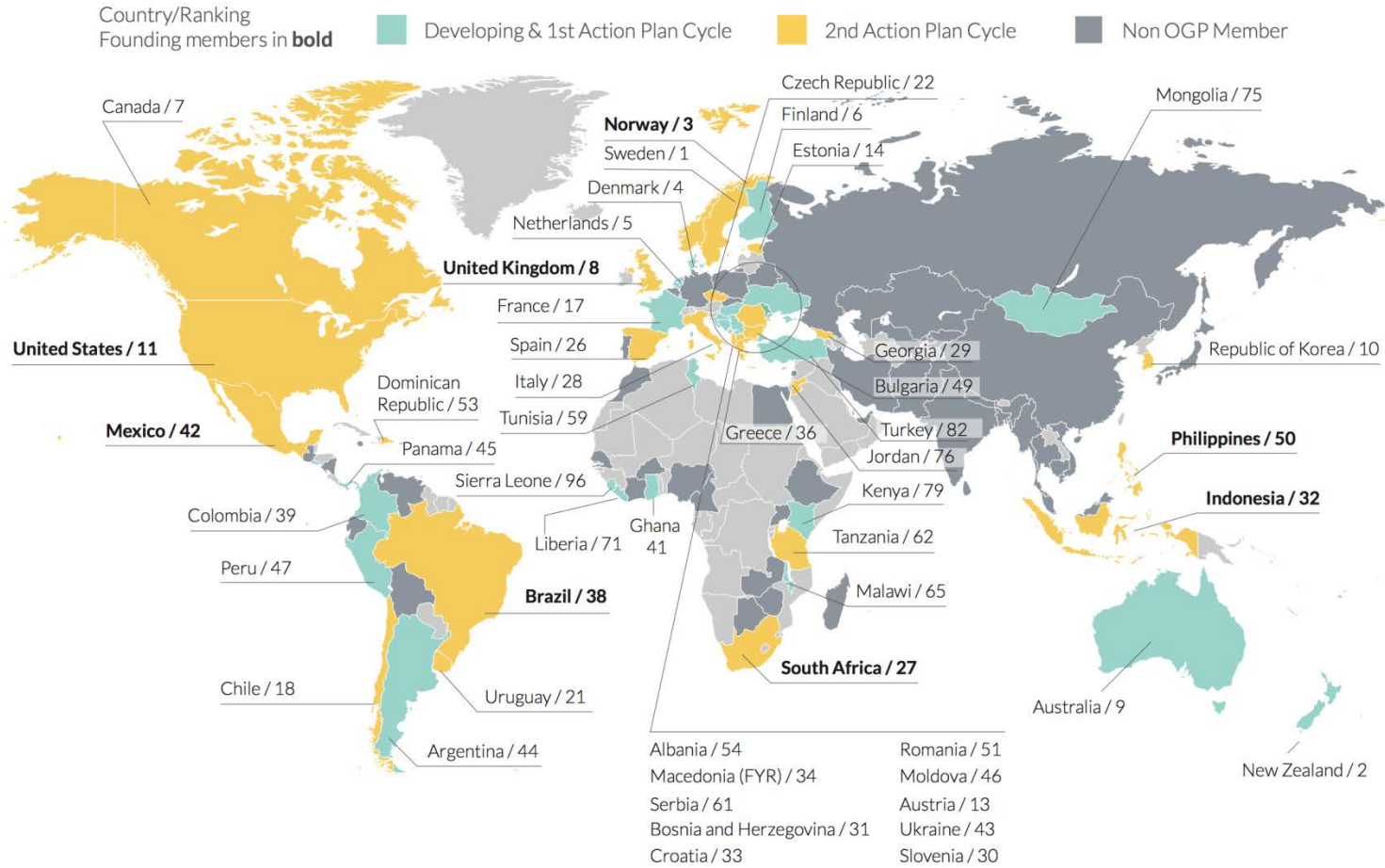


# The Right to Information in Law and Practice

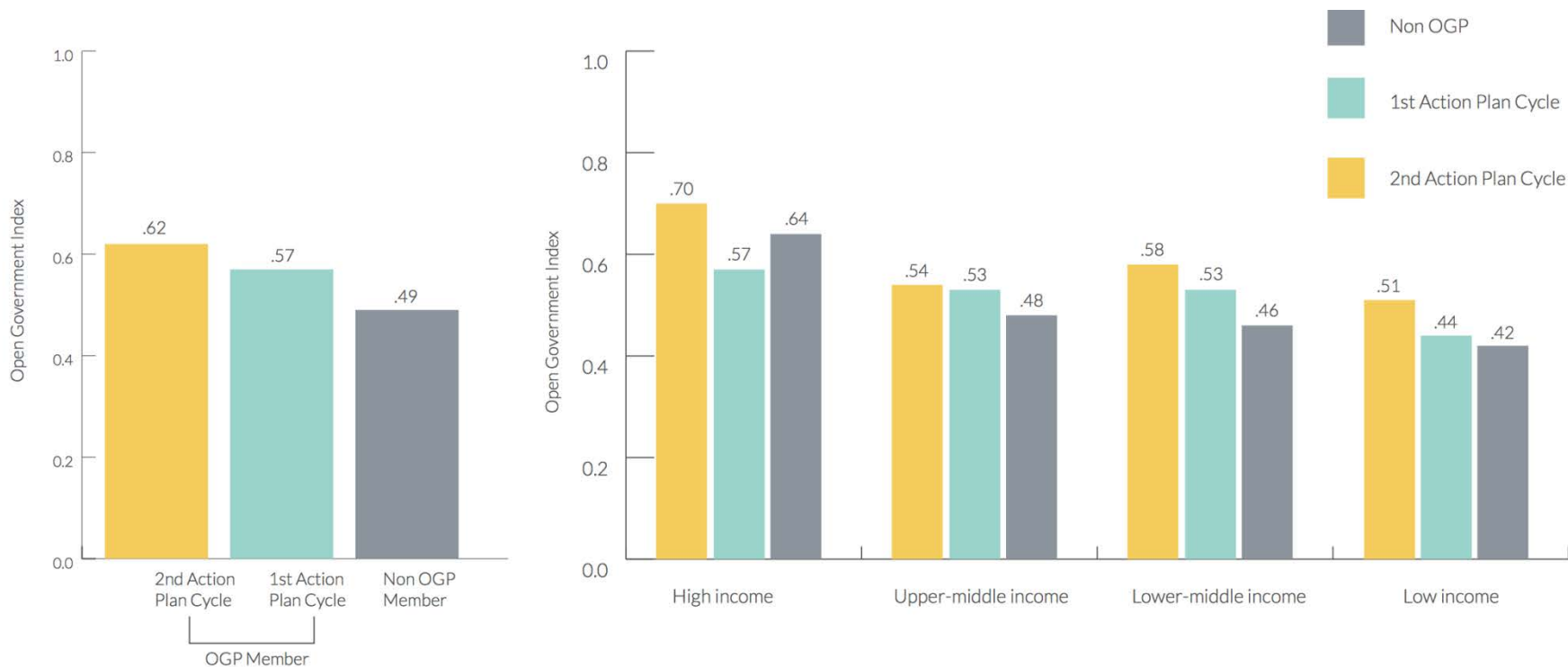




# Open Government Partnership



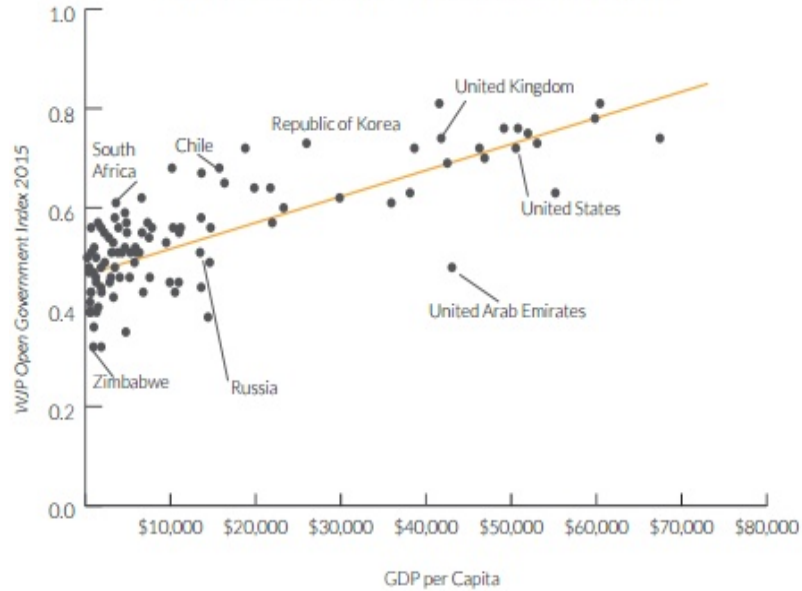
# Open Government Partnership



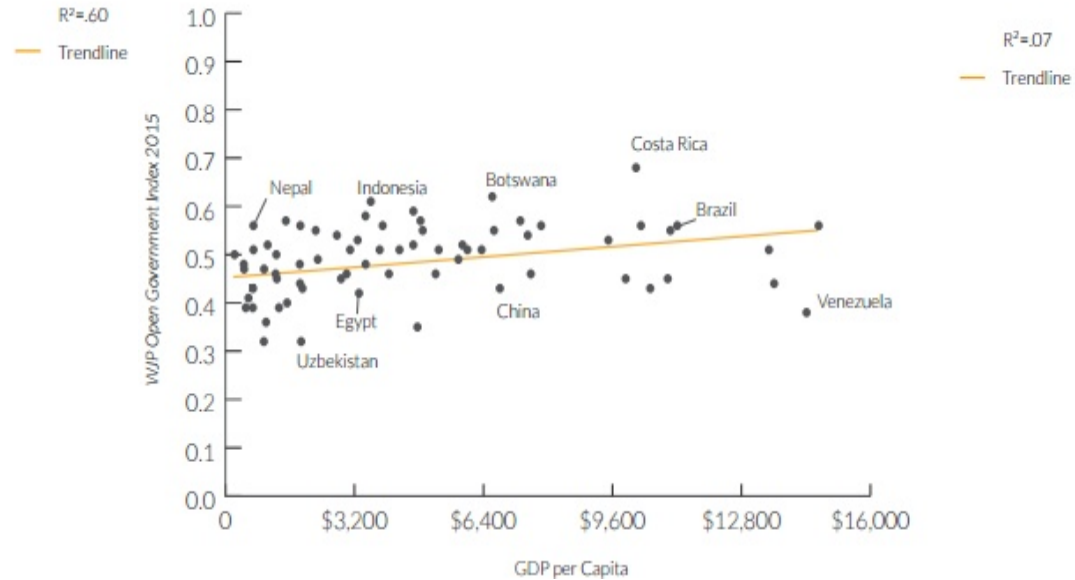
Sources: Open Government Partnership ([www.opengovpartnership.org](http://www.opengovpartnership.org)), WJP Open Government Index 2015 ([www.worldjusticeproject.org](http://www.worldjusticeproject.org))

# Economic Development and Open Government

## GDP per Capita and Open Government in All Countries



## GDP per Capita and Open Government in Developing Countries





Copies available for download at: [www.worldjusticeproject.org](http://www.worldjusticeproject.org)

