

15<sup>TH</sup>  
Anniversary



World Justice  
Project



World Justice Project  
**RULE OF LAW INDEX**<sup>®</sup>

2024

# The World Justice Project Rule of Law Index® 2024

The *World Justice Project (WJP) Rule of Law Index® 2024* report was prepared by the World Justice Project. The Index's conceptual framework and methodology were developed by Juan Carlos Botero, Mark David Agrast, and Alejandro Ponce. Data collection and analysis for the 2024 report was performed by Allison Bostrom, Erin Campbell, James Davis, Giacomo D'Urbano, Alicia Evangelides, Joshua Fuller, Lauren Littlejohn, Alejandro Ponce, Natalia Rodríguez Cajamarca, and Katrina Wanner, with the assistance of Lloyd Cleary, Adrian Feinberg, James Marculitis, Andrea Marín Núñez de Arce, Charlotte Mast, Zayna Tubeishat, and Holly West.

The graphic design team for this report included Enrique Paulin, Irene Heras, Mariana Lopez, and Raquel Medina.

Credits for the images on the cover go to iStock.com.

Pitch Interactive served as lead website designer, with assistance from Irene Heras, Natalia Jardon, Mariana Lopez, Raquel Medina, and Enrique Paulin.

ISBN (*print version*): 978-1-951330-66-8

ISBN (*digital version*): 978-1-951330-67-5

# The World Justice Project

**Board of Directors:** Shaikha Abdulla Al-Misnad; Kamel Ayadi; Michael Chu; William C. Hubbard; Suet-Fern Lee; Mondli Makhanya; M. Margaret McKeown; John Nery; William H. Neukom; Ellen Gracie Northfleet; and James R. Silkenat.

**Directors Emeritus:** Ashraf Ghani Ahmadzai, Emil Constantinescu, and Petar Stoyanov.

**Officers:** William C. Hubbard, Co-Founder and Chairman of the Board; William H. Neukom, Co-Founder and CEO; Mark D. Agrast, Vice President; Deborah Enix-Ross, Vice President; Judy Perry Martinez, Vice President; Nancy Ward, Vice President; Gerold W. Libby, General Counsel and Secretary; and James R. Silkenat, Director and Treasurer.

**Executive Director:** Elizabeth Andersen

**Chief Research Officer:** Alejandro Ponce

The *WJP Rule of Law Index 2024* report was made possible by the generous supporters of the work of the World Justice Project listed in this report on page 217.

© Copyright 2024 by the World Justice Project. The *WJP Rule of Law Index* and the *World Justice Project Rule of Law Index* are trademarks of the World Justice Project. All rights reserved. Requests to reproduce this document should be sent to:

WJP Rule of Law Index Permissions  
World Justice Project  
1025 Vermont Avenue, N.W., Suite 1200  
Washington, D.C. 20005 U.S.A.


E-mail: [wjp@worldjusticeproject.org](mailto:wjp@worldjusticeproject.org)  
Subject line: WJP Rule of Law Index Permissions



World Justice  
Project

World Justice Project  
**RULE OF LAW INDEX<sup>®</sup>**

**2024**



# Table of Contents

## 01

### About the WJP Rule of Law Index

- 8 Foreword
- 10 Overview of Scores and Rankings
- 12 Features of the WJP Rule of Law Index
- 13 Defining the Rule of Law
- 14 The Four Universal Principles of the Rule of Law
- 15 Conceptual Framework of the WJP Rule of Law Index
- 16 Indicators of the WJP Rule of Law Index

## 02

### Scores and Rankings

- 22 Rule of Law Around the World
- 24 Rule of Law by Region
- 26 Rule of Law by Income
- 28 Rule of Law by Factor

# 03

## Country Profiles

- 38** How to Read the Country Profiles
- 39** Country Profiles

# 04

## Behind the Numbers

- 184** Methodology Snapshot
- 185** Methodology
- 192** Contributing Experts
- 215** Acknowledgments
- 216** About the WJP
- 219** More From the WJP





## About the WJP Rule of Law Index

- 8 Foreword
- 10 Overview of Scores and Rankings
- 12 Features of the WJP Rule of Law Index
- 13 Defining the Rule of Law
- 14 The Four Universal Principles of the Rule of Law
- 15 Conceptual Framework of the WJP Rule of Law Index
- 16 Indicators of the WJP Rule of Law Index





# Foreword

The rule of law is internationally recognized as a foundational element in guaranteeing peace, justice, human rights, effective democracy, and sustainable development. Around the world, however, the rule of law continues to weaken. This 2024 edition of the *World Justice Project (WJP) Rule of Law Index* reveals that a majority of countries are experiencing backsliding, marked by executive overreach, diminished human rights, and justice systems that are failing to meet people's needs.

In the face of these challenges, there is a need for a shared understanding of the landscape we face and a systematic, robust, and actionable assessment of adherence to the rule of law around the world. To this end, the World Justice Project is pleased to present the latest edition of the *WJP Rule of Law Index* so that a wide variety of stakeholders can identify rule of law strengths, weaknesses, progress, and setbacks across 142 countries and jurisdictions. The Index offers original, independent data organized into eight factors that encompass the concept of the rule of law: Constraints on Government Powers, Absence of Corruption, Open Government, Fundamental Rights, Order and Security, Regulatory Enforcement, Civil Justice, and Criminal Justice. Index factor scores reflect the perspectives and experiences of more than 214,000 everyday people and 3,500 legal experts around the world, and they are backed by a rigorous process of validation and analysis.


In 2024, overall rule of law has declined in a majority of countries yet again. The authoritarian trends that first spurred the global rule of law recession in 2016 persist in every region of the world today. However, overall rule of law declines are less widespread and extreme for the third year in a row. Some countries have managed to reverse authoritarian trends, while others have made sustained progress in justice, anti-corruption, and human rights. The Index data proves that progress is possible.

There is still much work to be done to advance the rule of law worldwide and to prevent the arbitrary exercise of power. As a global leader, the World Justice Project reaffirms its commitment to work hand in hand with governments, policy makers, political actors, the private sector, civil society organizations, the media, donors, and academia to support reform efforts aimed at advancing the rule of law. This edition of the *WJP Rule of Law Index* is a small but important step in this direction.

**Dr. Alejandro Ponce**

Chief Research Officer  
World Justice Project





“A majority of countries are experiencing backsliding... Index data [also] proves that progress is possible.”







































# Overview of Overall Scores and Rankings




































The table below shows the overall scores and rankings of the *WJP Rule of Law Index 2024* in alphabetical order. Scores range from 0 to 1, with 1 indicating the strongest adherence to the rule of law.

Country/Jurisdiction	Overall Score*	% Change in Overall Score*	Global Rank	Change in Global Rank†	Country/Jurisdiction	Overall Score*	% Change in Overall Score*	Global Rank	Change in Global Rank†
 Afghanistan	0.32	-0.4%	140	0	 Dominica	0.58	-0.2%	53	0
 Albania	0.48	-0.3%	89	2 ▲	 Dominican Republic	0.49	1.1%	86	0
 Algeria	0.49	1.0%	84	0	 Ecuador	0.46	-2.0%	97	1 ▼
 Angola	0.43	0.3%	115	0	 Egypt, Arab Rep.	0.35	0.7%	135	1 ▲
 Antigua and Barbuda	0.64	0.3%	37	1 ▲	 El Salvador	0.43	-3.2%	111	3 ▼
 Argentina	0.55	0.0%	63	0	 Estonia	0.82	0.0%	10	1 ▼
 Australia	0.80	0.0%	11	2 ▲	 Ethiopia	0.37	-2.4%	130	1 ▼
 Austria	0.79	-0.8%	13	2 ▼	 Finland	0.87	0.0%	3	0
 The Bahamas	0.59	-0.6%	50	0	 France	0.72	-0.5%	22	1 ▼
 Bangladesh	0.39	0.3%	127	0	 Gabon	0.40	1.2%	122	2 ▲
 Barbados	0.66	0.2%	35	0	 The Gambia	0.49	0.4%	87	2 ▼
 Belarus	0.45	-1.2%	105	1 ▼	 Georgia	0.60	-1.3%	49	1 ▼
 Belgium	0.78	-0.3%	17	1 ▼	 Germany	0.83	0.0%	5	0
 Belize	0.50	0.7%	82	2 ▼	 Ghana	0.55	-0.3%	62	1 ▼
 Benin	0.48	-1.6%	93	3 ▼	 Greece	0.60	-0.6%	47	0
 Bolivia	0.37	-1.6%	131	0	 Grenada	0.60	-0.1%	48	1 ▲
 Bosnia and Herzegovina	0.52	1.1%	71	4 ▲	 Guatemala	0.44	1.3%	107	4 ▲
 Botswana	0.59	-0.6%	51	0	 Guinea	0.41	-0.5%	119	1 ▼
 Brazil	0.50	1.5%	80	3 ▲	 Guyana	0.50	-0.2%	77	1 ▼
 Bulgaria	0.56	0.3%	59	0	 Haiti	0.33	-2.6%	139	0
 Burkina Faso	0.46	-2.6%	98	3 ▼	 Honduras	0.42	1.1%	116	3 ▲
 Cambodia	0.31	-0.3%	141	0	 Hong Kong SAR, China	0.72	-0.6%	23	0
 Cameroon	0.36	0.9%	133	1 ▲	 Hungary	0.51	-0.4%	73	0
 Canada	0.80	-0.3%	12	0	 India	0.50	0.8%	79	0
 Chile	0.66	-0.7%	36	3 ▼	 Indonesia	0.53	-0.9%	68	2 ▼
 China	0.47	1.2%	95	2 ▲	 Iran, Islamic Rep.	0.39	0.0%	128	2 ▼
 Colombia	0.48	-0.2%	91	3 ▲	 Ireland	0.82	1.0%	9	1 ▲
 Congo, Dem. Rep.	0.34	-0.4%	136	2 ▲	 Italy	0.66	-0.8%	32	0
 Congo, Rep.	0.40	0.4%	121	1 ▲	 Jamaica	0.57	-0.7%	54	0
 Costa Rica	0.68	-1.0%	29	0	 Japan	0.79	0.1%	14	0
 Côte d'Ivoire	0.45	0.4%	104	2 ▲	 Jordan	0.55	0.0%	61	1 ▲
 Croatia	0.61	-0.5%	45	0	 Kazakhstan	0.54	0.5%	65	0
 Cyprus	0.67	-0.8%	31	0	 Kenya	0.45	-0.7%	102	1 ▼
 Czechia	0.74	1.0%	20	0	 Korea, Rep.	0.74	0.5%	19	0
 Denmark	0.90	0.0%	1	0	 Kosovo	0.56	-0.5%	58	0
					 Kuwait	0.58	-0.2%	52	0

\* Scores are rounded to two decimal places and percentage changes in score are rounded to one decimal place.

† The change in rankings was calculated by comparing the positions of the 142 countries and jurisdictions measured in the 2023 Index with the rankings of the same 142 countries and jurisdictions in 2024.

Country/Jurisdiction	Overall Score*	% Change in Overall Score*	Global Rank	Change in Global Rank†
 Kyrgyz Republic	0.45	-0.1%	101	2 ▲
 Latvia	0.73	0.7%	21	1 ▲
 Lebanon	0.44	-1.2%	108	1 ▼
 Liberia	0.44	1.0%	109	3 ▲
 Lithuania	0.77	0.8%	18	0
 Luxembourg	0.83	-0.4%	7	1 ▼
 Madagascar	0.43	-0.2%	112	2 ▲
 Malawi	0.52	-0.4%	70	1 ▼
 Malaysia	0.57	0.0%	55	0
 Mali	0.39	-2.0%	124	3 ▼
 Malta	0.67	-1.2%	30	0
 Mauritania	0.36	0.7%	132	1 ▲
 Mauritius	0.60	-1.0%	46	0
 Mexico	0.41	-0.6%	118	2 ▼
 Moldova	0.54	1.5%	64	4 ▲
 Mongolia	0.53	0.1%	66	2 ▼
 Montenegro	0.57	0.9%	56	1 ▲
 Morocco	0.48	-1.0%	92	0
 Mozambique	0.39	1.3%	125	3 ▲
 Myanmar	0.34	-3.8%	138	3 ▼
 Namibia	0.61	-0.5%	44	0
 Nepal	0.52	0.9%	69	2 ▲
 Netherlands	0.83	-0.7%	8	1 ▼
 New Zealand	0.83	1.0%	6	2 ▲
 Nicaragua	0.34	-2.8%	137	0
 Niger	0.43	-2.7%	114	5 ▼
 Nigeria	0.40	-1.6%	120	0
 North Macedonia	0.53	1.0%	67	0
 Norway	0.89	0.0%	2	0
 Pakistan	0.38	0.5%	129	1 ▲
 Panama	0.52	0.6%	72	2 ▲
 Paraguay	0.46	-1.0%	100	1 ▼
 Peru	0.48	-0.8%	90	2 ▼
 Philippines	0.46	0.1%	99	1 ▲
 Poland	0.66	3.2%	33	3 ▲
 Portugal	0.68	-0.8%	28	0

Country/Jurisdiction	Overall Score*	% Change in Overall Score*	Global Rank	Change in Global Rank†
 Romania	0.62	-1.6%	41	1 ▼
 Russian Federation	0.43	-1.8%	113	0
 Rwanda	0.63	0.8%	40	1 ▲
 Senegal	0.55	-0.3%	60	0
 Serbia	0.47	-1.5%	94	1 ▼
 Sierra Leone	0.43	-1.3%	110	0
 Singapore	0.78	0.8%	16	1 ▲
 Slovak Republic	0.66	0.0%	34	0
 Slovenia	0.69	0.2%	27	0
 South Africa	0.56	-1.0%	57	1 ▼
 Spain	0.71	-0.9%	25	1 ▼
 Sri Lanka	0.51	1.6%	75	2 ▲
 St. Kitts and Nevis	0.64	0.4%	38	1 ▲
 St. Lucia	0.62	0.0%	42	1 ▲
 St. Vincent and the Grenadines	0.62	-1.5%	43	1 ▼
 Sudan	0.35	-2.6%	134	2 ▼
 Suriname	0.49	0.4%	85	4 ▼
 Sweden	0.86	0.3%	4	0
 Tanzania	0.47	0.2%	96	2 ▲
 Thailand	0.50	1.5%	78	4 ▲
 Togo	0.45	-1.8%	106	4 ▼
 Trinidad and Tobago	0.51	-1.3%	74	4 ▼
 Tunisia	0.50	-2.3%	76	4 ▼
 Türkiye	0.42	0.4%	117	0
 Uganda	0.39	-0.7%	126	1 ▼
 Ukraine	0.49	0.3%	88	1 ▲
 United Arab Emirates	0.64	0.0%	39	2 ▼
 United Kingdom	0.78	0.1%	15	0
 United States	0.70	-0.6%	26	0
 Uruguay	0.72	0.4%	24	1 ▲
 Uzbekistan	0.49	-0.4%	83	5 ▼
 Venezuela, RB	0.26	-1.2%	142	0
 Vietnam	0.50	2.1%	81	6 ▲
 Zambia	0.45	0.6%	103	2 ▲
 Zimbabwe	0.40	0.1%	123	0

\* Scores are rounded to two decimal places and percentage changes in score are rounded to one decimal place.

† The change in rankings was calculated by comparing the positions of the 142 countries and jurisdictions measured in the 2023 Index with the rankings of the same 142 countries and jurisdictions in 2024.

# Features of the WJP Rule of Law Index

The World Justice Project (WJP) developed the *WJP Rule of Law Index* to serve as a quantitative tool that measures the rule of law in practice. The Index's methodology and comprehensive definition of the rule of law are the products of intensive consultation and vetting with academics, practitioners, and community leaders from more than 100 countries and jurisdictions and 17 professional disciplines.

The scores and rankings of the eight factors and 44 sub-factors of the Index draw from two sources of data collected by the WJP:

1. A **General Population Poll (GPP)** conducted by leading local polling companies, using a representative sample of 1,000<sup>1</sup> respondents in each country and jurisdiction.
2. **Qualified Respondents' Questionnaires (QRQs)** consisting of closed-ended questions completed by in-country legal practitioners, experts, and academics with expertise in civil and commercial law; constitutional law, civil liberties, and criminal law; labor law; and public health.<sup>2</sup>

Taken together, these two data sources provide current, original information reflecting the experiences and perceptions of the general public and in-country legal practitioners and experts in 142 countries and jurisdictions worldwide.

## Rule of Law in Practice

The Index measures adherence to the rule of law by looking at policy outcomes, such as whether people have access to courts or whether crime is effectively controlled. This stands in contrast to efforts that focus on the written legal code, or the institutional means by which a society may seek to achieve these policy outcomes.

## Comprehensive and Multi-Dimensional

While other indices cover particular aspects of the rule of law, such as absence of corruption or human rights, they do not yield a full picture of the state of the rule of law. The *WJP Rule of Law Index* is the only global instrument that looks at the rule of law comprehensively.

## Perspective of Ordinary People

The *WJP Rule of Law Index* puts people at its core. It looks at a country's adherence to the rule of law from the perspective of ordinary individuals and their experiences with the rule of law in their societies. The Index examines practical, everyday situations, such as whether people can access public services and whether a dispute among neighbors can be resolved peacefully and cost-effectively by an independent adjudicator.

## New Data Anchored in Actual Experiences

The Index is the only comprehensive set of indicators on the rule of law that is based on primary data. Index scores are built from the assessments of residents (generally 1,000 respondents per country or jurisdiction) and local legal practitioners and experts, which ensure that the findings reflect the conditions experienced by actual people, including residents from marginalized sectors of society.

## Culturally Competent

The Index has been designed to be applied in countries and jurisdictions with vastly different social, cultural, economic, and political systems. No society has ever attained—let alone sustained—a perfect realization of the rule of law. Every country faces the perpetual challenge of building and renewing the structures, institutions, and norms that can support and sustain a rule of law culture.

## Country-Specific Data and Online Tools

In addition to this written report, an interactive online platform for country-specific *WJP Rule of Law Index* data is available at: [worldjusticeproject.org](https://worldjusticeproject.org). The interactive data site invites viewers to browse each of the 142 country and jurisdiction profiles and explore overall and factor scores.



Scan the QR code or visit [worldjusticeproject.org/index](https://worldjusticeproject.org/index) to view our interactive data portal.

1. Due to small populations or obstacles to data collection in certain countries and jurisdictions, the sampling plan was adjusted in some cases. For more information on specific countries and jurisdictions and sample sizes, see pages 188-191.

2. Please see the "Methodology" section on page 185 of this report for more detailed information regarding data collection and score computation.



# Defining the Rule of Law

Effective rule of law reduces corruption, combats poverty and disease, and protects people from injustices large and small. It is the foundation for communities of justice, opportunity, and peace—underpinning development, accountable government, and respect for fundamental rights. Traditionally, the rule of law has been viewed as the domain of lawyers and judges. However, everyday issues of safety, rights, justice, and governance affect us all; everyone is a stakeholder in the rule of law.

Despite its profound importance for fair and functioning societies, the rule of law is notoriously difficult to define and measure. A simple way of approaching it is to examine a set of outcomes that the rule of law brings to societies, each of which reflects one aspect of the complex concept of the rule of law. The *WJP Rule of Law Index* seeks to embody these outcomes within a simple and coherent framework.

The *WJP Rule of Law Index* captures adherence to the rule of law as defined by the WJP's universal principles (see following page) through a comprehensive and multi-dimensional set of outcome indicators, each of which reflects a particular aspect of this complex concept. The theoretical framework linking these outcome indicators draws upon two main principles pertaining to the relationship between the state and the governed.

The first principle measures whether the law imposes limits on the exercise of power by the state and its agents, as well as individuals and private entities. This is measured in Factors One, Two, Three, and Four of the Index. The second principle measures whether the state limits the actions of members of society and fulfills its basic duties towards its population so that the public interest is served, people are protected from violence, and all members of society have access to dispute settlement and grievance mechanisms. This is measured in Factors Five, Six, Seven, and Eight of the Index. Although broad in scope, this framework assumes very little about the functions of the state, and when it does, it incorporates functions that are recognized by practically all societies, such as the provision of justice or the guarantee of order and security.

The resulting set of indicators is also an effort to strike a balance between what scholars call a “thin” or minimalist conception of the rule of law that focuses on formal, procedural rules, and a “thick” conception that includes substantive characteristics, such as self-governance and various fundamental rights and freedoms. Striking this balance between “thin” and “thick” conceptions of the rule of law enables the Index to apply to different types of social and political systems, including those that lack many of the features that characterize democratic nations, while including sufficient substantive characteristics to render the rule of law as more than a system of rules. The Index recognizes

that a system of law that fails to respect core human rights guaranteed under international law is at best “rule by law” and does not deserve to be called a rule of law system.

The rule of law affects all of us in our everyday lives. Although we may not be aware of it, the rule of law is profoundly important—and not just for lawyers or judges. Every sector of society is a stakeholder in the rule of law. Below are a few examples:

## Business Environment

Imagine an investor seeking to commit resources abroad. She would probably think twice before investing in a country where corruption is rampant, property rights are ill-defined, and contracts are difficult to enforce. Uneven enforcement of regulations, corruption, insecure property rights, and ineffective means to settle disputes undermine legitimate business and deter both domestic and foreign investment.

## Public Works

Consider the bridges, roads, or runways we traverse daily—or the offices and buildings in which we live, work, and play. What would happen if building codes governing design and safety were not enforced? What if government officials and contractors used low-quality materials to pocket the surplus? Weak regulatory enforcement and corruption decrease the security of physical infrastructure and waste scarce resources, which are essential to a thriving economy.

## Public Health and Environment

Consider the implications of pollution, wildlife poaching, and deforestation for public health and the environment. What would happen if a company were pouring harmful chemicals into a river in a highly populated area and the environmental inspector ignored these actions in exchange for a bribe? Adherence to the rule of law is essential to holding governments, businesses, civil society organizations, and communities accountable for protecting public health and the environment.

# The Four Universal Principles of the Rule of Law

The World Justice Project defines the rule of law as a durable system of laws, institutions, norms, and community commitment that delivers:

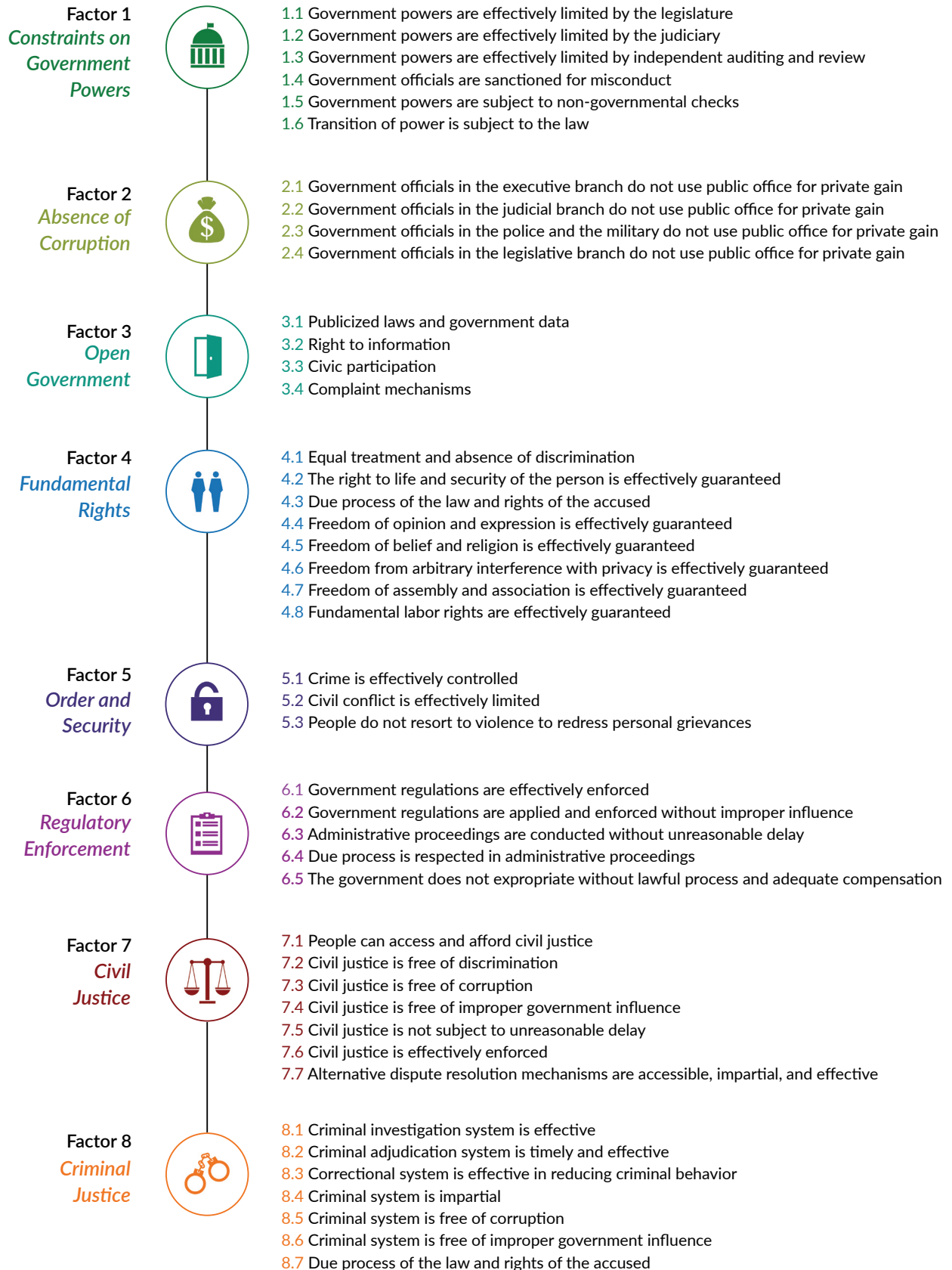


The four universal principles are further developed in the following eight factors of the annual *WJP Rule of Law Index*:

Constraints on Government Powers, Absence of Corruption, Open Government, Fundamental Rights, Order and Security, Regulatory Enforcement, Civil Justice, and Criminal Justice.

# Conceptual Framework of the WJP Rule of Law Index

The conceptual framework of the *WJP Rule of Law Index* is comprised of eight factors further disaggregated into 44 sub-factors. These factors and sub-factors are presented below and described in detail in the section that follows.



## Informal Justice and the Rule of Law

The conceptual framework of the Index includes a ninth factor on informal justice that is not included in the Index's aggregate scores and rankings. Informal justice systems often play a large role in countries and jurisdictions where formal legal institutions are weak, remote, or perceived as ineffective. As such, the WJP has devoted effort to collecting data on informal justice through our surveys. Nonetheless, the complexities of these systems and the difficulties of systematically measuring their fairness and effectiveness make cross-country assessments extraordinarily challenging. For this reason, the informal justice factor is not included in the Index scores and rankings.

### Factor 9: Informal Justice

- 9.1 Informal justice is timely and effective
- 9.2 Informal justice is impartial and free of improper influence
- 9.3 Informal justice respects and protects fundamental rights



## Indicators of the WJP Rule of Law Index

### FACTOR ONE: Constraints on Government Powers

#### 1.1 Government powers are effectively limited by the legislature

Measures whether legislative bodies have the independence and the ability in practice to exercise effective checks on and oversight of the government.

#### 1.2 Government powers are effectively limited by the judiciary

Measures whether the judiciary has the independence and the ability in practice to exercise effective checks on and oversight of the government.

#### 1.3 Government powers are effectively limited by independent auditing and review

Measures whether comptrollers or auditors, as well as national human rights ombudsman agencies, have sufficient independence and the ability to exercise effective checks on and oversight of the government.

#### 1.4 Government officials are sanctioned for misconduct

Measures whether government officials in the executive, legislature, judiciary, and the police are investigated, prosecuted, and punished for official misconduct and other violations.

#### 1.5 Government powers are subject to non-governmental checks

Measures whether an independent media, civil society organizations, political parties, and individuals are free to report and comment on government policies without fear of retaliation.

#### 1.6 Transition of power is subject to the law

Measures whether government officials are elected or appointed in accordance with the rules and procedures set forth in the constitution. Where elections take place, it also measures the integrity of the electoral process, including access to the ballot, the absence of intimidation, and public scrutiny of election results.

### FACTOR TWO: Absence of Corruption

#### 2.1 Government officials in the executive branch do not use public office for private gain

Measures the prevalence of bribery, informal payments, and other inducements in the delivery of public services and the enforcement of regulations. It also measures whether government procurement and public works contracts are awarded through an open and competitive bidding process, and whether government officials at various levels of the executive branch refrain from embezzling public funds.

#### 2.2 Government officials in the judicial branch do not use public office for private gain

Measures whether judges and judicial officials refrain from soliciting and accepting bribes to perform duties or expedite processes, and whether the judiciary and judicial rulings are free of improper influence by the government, private interests, or criminal organizations.

#### 2.3 Government officials in the police and the military do not use public office for private gain

Measures whether police officers and criminal investigators refrain from soliciting and accepting bribes to perform basic police services or to investigate crimes, and whether government officials in the police and the military are free of improper influence by private interests or criminal organizations.

#### 2.4 Government officials in the legislative branch do not use public office for private gain

Measures whether members of the legislature refrain from soliciting or accepting bribes or other inducements in exchange for political favors or favorable votes on legislation.



## FACTOR THREE: Open Government

### 3.1 Publicized laws and government data

Measures whether basic laws and information on legal rights are publicly available, presented in plain language, and made accessible in all languages used in the country or jurisdiction. It also measures the quality and accessibility of information published by the government in print or online, and whether administrative regulations, drafts of legislation, and high court decisions are made accessible to the public in a timely manner.

### 3.2 Right to information

Measures whether requests for information held by a government agency are granted, whether these requests are granted within a reasonable time period, if the information provided is pertinent and complete, and if requests for information are granted at a reasonable cost and without having to pay a bribe. It also measures whether people are aware of their right to information, and whether relevant records are accessible to the public upon request.

### 3.3 Civic participation

Measures the effectiveness of civic participation mechanisms, including the protection of the freedoms of opinion and expression, assembly and association, and the right to petition the government. It also measures whether people can voice concerns to various government officers and whether government officials provide sufficient information and notice about decisions affecting the community.

### 3.4 Complaint mechanisms

Measures whether people are able to bring specific complaints to the government about the provision of public services or the performance of government officers in carrying out their legal duties in practice, and how government officials respond to such complaints.

## FACTOR FOUR: Fundamental Rights

### 4.1 Equal treatment and absence of discrimination

Measures whether individuals are free from discrimination—based on socio-economic status, gender, ethnicity, religion, national origin, sexual orientation, or gender identity—with respect to public services, employment, court proceedings, and the justice system.

### 4.2 The right to life and security of the person is effectively guaranteed

Measures whether the police inflict physical harm upon criminal suspects during arrest and interrogation, and whether political dissidents or members of the media are subjected to unreasonable searches, arrest, detention, imprisonment, threats, abusive treatment, or violence.

### 4.3 Due process of the law and rights of the accused

Measures whether the basic rights of criminal suspects are respected, including the presumption of innocence and the freedom from arbitrary arrest and unreasonable pre-trial detention. It also measures whether criminal suspects are able to access and challenge evidence used against them, whether they are subject to abusive treatment, and whether they are provided with adequate legal assistance. In addition, it measures whether the basic rights of prisoners are respected once they have been convicted of a crime.

### 4.4 Freedom of opinion and expression is effectively guaranteed

Measures whether an independent media, civil society organizations, political parties, and individuals are free to report and comment on government policies without fear of retaliation.

### 4.5 Freedom of belief and religion is effectively guaranteed

Measures whether members of religious minorities can worship and conduct religious practices freely and publicly, and whether non-adherents are protected from having to submit to religious laws.

### 4.6 Freedom from arbitrary interference with privacy is effectively guaranteed

Measures whether the police or other government officials conduct physical searches without warrants, or intercept electronic communications of private individuals without judicial authorization.

### 4.7 Freedom of assembly and association is effectively guaranteed

Measures whether people can freely attend community meetings, join political organizations, hold peaceful public demonstrations, sign petitions, and express opinions against government policies and actions without fear of retaliation.

### 4.8 Fundamental labor rights are effectively guaranteed

Measures the effective enforcement of fundamental labor rights, including freedom of association and the right to collective bargaining, the absence of discrimination with respect to employment, and freedom from forced labor and child labor.

## FACTOR FIVE: Order and Security

### 5.1 Crime is effectively controlled

Measures the prevalence of common crimes, including homicide, kidnapping, burglary and theft, armed robbery, and extortion, as well as people's general perceptions of safety in their communities.

### 5.2 Civil conflict is effectively limited

Measures whether people are effectively protected from armed conflict and terrorism.

### 5.3 People do not resort to violence to redress personal grievances

Measures whether people resort to intimidation or violence to resolve civil disputes amongst themselves or to seek redress from the government, and whether people are free from mob violence.

## FACTOR SIX: Regulatory Enforcement

### 6.1 Government regulations are effectively enforced

Measures whether government regulations, such as labor, environmental, public health, commercial, and consumer protection regulations are effectively enforced.

### 6.2 Government regulations are applied and enforced without improper influence

Measures whether the enforcement of regulations is subject to bribery or improper influence by private interests, and whether public services, such as the issuance of permits and licenses and the administration of public health services, are provided without bribery or other illegal inducements.

### 6.3 Administrative proceedings are conducted without unreasonable delay

Measures whether administrative proceedings at the national and local levels are conducted without unreasonable delay.

### 6.4 Due process is respected in administrative proceedings

Measures whether due process of the law is respected in administrative proceedings conducted by national and local authorities in issue areas such as the environment, taxes, and labor.

### 6.5 The government does not expropriate without lawful process and adequate compensation

Measures whether the government respects the property rights of people and corporations, refrains from the illegal seizure of private property, and provides adequate compensation when property is legally expropriated.

## FACTOR SEVEN: Civil Justice

### 7.1 People can access and afford civil justice

Measures the accessibility and affordability of civil courts, including whether people are aware of available remedies; can access and afford legal advice and representation; and can access the court system without incurring unreasonable fees, encountering unreasonable procedural hurdles, or experiencing physical or linguistic barriers.

### 7.2 Civil justice is free of discrimination

Measures whether the civil justice system discriminates in practice based on socio-economic status, gender, ethnicity, religion, national origin, sexual orientation, or gender identity.

### 7.3 Civil justice is free of corruption

Measures whether the civil justice system is free of bribery and improper influence by private interests.

### 7.4 Civil justice is free of improper government influence

Measures whether the civil justice system is free of improper government or political influence.

### 7.5 Civil justice is not subject to unreasonable delay

Measures whether civil justice proceedings are conducted and judgments are produced in a timely manner without unreasonable delay.

### 7.6 Civil justice is effectively enforced

Measures the effectiveness and timeliness of the enforcement of civil justice decisions and judgments in practice.

### 7.7 Alternative dispute resolution mechanisms are accessible, impartial, and effective

Measures whether alternative dispute resolution mechanisms (ADRs) are affordable, efficient, enforceable, and free of corruption.

### **8.1 Criminal investigation system is effective**

Measures whether perpetrators of crimes are effectively apprehended and charged. It also measures whether police, investigators, and prosecutors have adequate resources, are free of corruption, and perform their duties competently.

### **8.2 Criminal adjudication system is timely and effective**

Measures whether perpetrators of crimes are effectively prosecuted and punished. It also measures whether criminal judges and other judicial officers are competent and produce speedy decisions.

### **8.3 Correctional system is effective in reducing criminal behavior**

Measures whether correctional institutions are secure, respect prisoners' rights, and are effective in preventing recidivism.

### **8.4 Criminal system is impartial**

Measures whether the police and criminal judges are impartial and whether they discriminate in practice based on socio-economic status, gender, ethnicity, religion, national origin, sexual orientation, or gender identity.

### **8.5 Criminal system is free of corruption**

Measures whether the police, prosecutors, and judges are free of bribery and improper influence from criminal organizations.

### **8.6 Criminal system is free of improper government influence**

Measures whether the criminal justice system is independent from government or political influence.

### **8.7 Due process of the law and rights of the accused**

Measures whether the basic rights of criminal suspects are respected, including the presumption of innocence and the freedom from arbitrary arrest and unreasonable pre-trial detention. It also measures whether criminal suspects can access and challenge evidence used against them, whether they are subject to abusive treatment, and whether they are provided with adequate legal assistance. In addition, it measures whether the basic rights of prisoners are respected once they have been convicted of a crime.





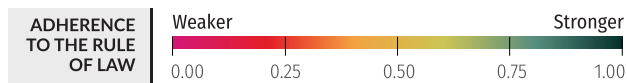
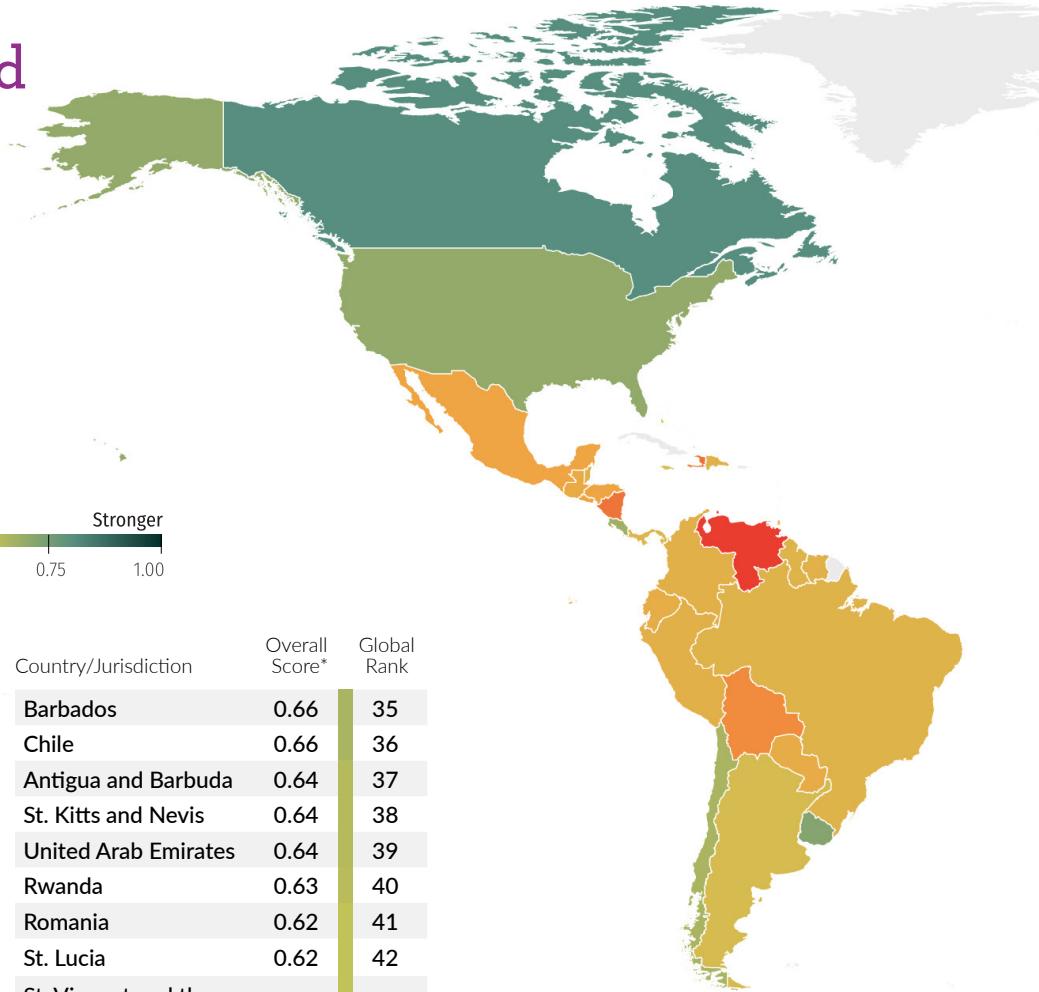
## Scores and Rankings

- 22** Rule of Law Around the World
- 24** Rule of Law by Region
- 26** Rule of Law by Income
- 28** Rule of Law by Factor



# Rule of Law Around the World

The table below shows the overall scores and rankings of the *WJP Rule of Law Index*® 2024 by country rank. Scores range from 0 to 1, with 1 indicating the strongest adherence to the rule of law.

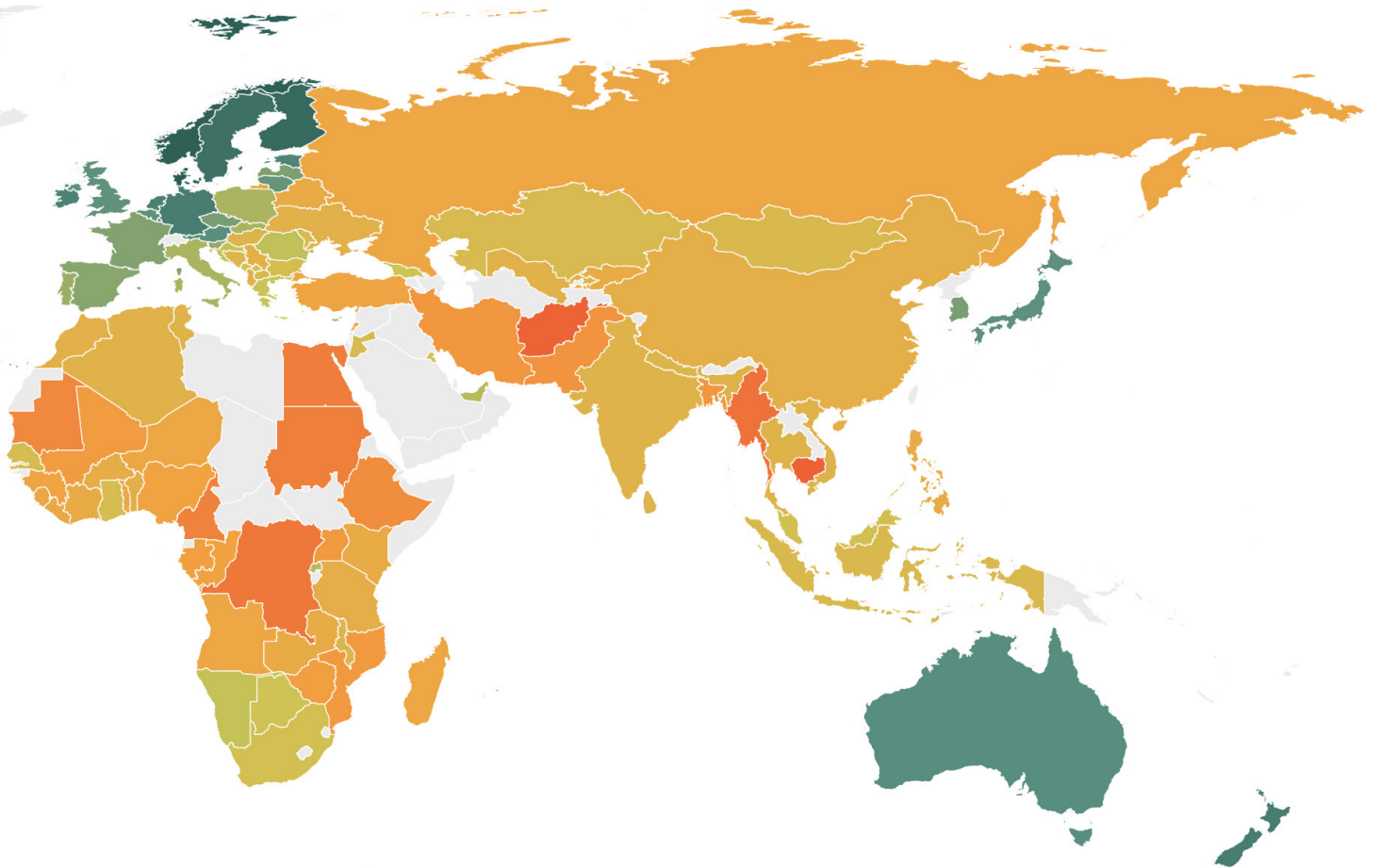


Country/Jurisdiction	Overall Score*	Global Rank
Denmark	0.90	1
Norway	0.89	2
Finland	0.87	3
Sweden	0.86	4
Germany	0.83	5
New Zealand	0.83	6
Luxembourg	0.83	7
Netherlands	0.83	8
Ireland	0.82	9
Estonia	0.82	10
Australia	0.80	11
Canada	0.80	12
Austria	0.79	13
Japan	0.79	14
United Kingdom	0.78	15
Singapore	0.78	16
Belgium	0.78	17
Lithuania	0.77	18
Korea, Rep.	0.74	19
Czechia	0.74	20
Latvia	0.73	21
France	0.72	22
Hong Kong SAR, China	0.72	23
Uruguay	0.72	24
Spain	0.71	25
United States	0.70	26
Slovenia	0.69	27
Portugal	0.68	28
Costa Rica	0.68	29
Malta	0.67	30
Cyprus	0.67	31
Italy	0.66	32
Poland	0.66	33
Slovak Republic	0.66	34

Country/Jurisdiction	Overall Score*	Global Rank
Barbados	0.66	35
Chile	0.66	36
Antigua and Barbuda	0.64	37
St. Kitts and Nevis	0.64	38
United Arab Emirates	0.64	39
Rwanda	0.63	40
Romania	0.62	41
St. Lucia	0.62	42
St. Vincent and the Grenadines	0.62	43
Namibia	0.61	44
Croatia	0.61	45
Mauritius	0.60	46
Greece	0.60	47
Grenada	0.60	48
Georgia	0.60	49
The Bahamas	0.59	50
Botswana	0.59	51
Kuwait	0.58	52
Dominica	0.58	53
Jamaica	0.57	54
Malaysia	0.57	55
Montenegro	0.57	56
South Africa	0.56	57
Kosovo	0.56	58
Bulgaria	0.56	59
Senegal	0.55	60
Jordan	0.55	61
Ghana	0.55	62
Argentina	0.55	63
Moldova	0.54	64
Kazakhstan	0.54	65
Mongolia	0.53	66
North Macedonia	0.53	67

Country/Jurisdiction	Overall Score*	Global Rank
Indonesia	0.53	68
Nepal	0.52	69
Malawi	0.52	70
Bosnia and Herzegovina	0.52	71
Panama	0.52	72
Hungary	0.51	73
Trinidad and Tobago	0.51	74
Sri Lanka	0.51	75
Tunisia	0.50	76
Guyana	0.50	77
Thailand	0.50	78
India	0.50	79
Brazil	0.50	80
Vietnam	0.50	81
Belize	0.50	82
Uzbekistan	0.49	83
Algeria	0.49	84
Suriname	0.49	85
Dominican Republic	0.49	86

\* Scores are rounded to two decimal places.



Country/Jurisdiction	Overall Score*	Global Rank	Country/Jurisdiction	Overall Score*	Global Rank	Country/Jurisdiction	Overall Score*	Global Rank
The Gambia	0.49	87	Togo	0.45	106	Mozambique	0.39	125
Ukraine	0.49	88	Guatemala	0.44	107	Uganda	0.39	126
Albania	0.48	89	Lebanon	0.44	108	Bangladesh	0.39	127
Peru	0.48	90	Liberia	0.44	109	Iran, Islamic Rep.	0.39	128
Colombia	0.48	91	Sierra Leone	0.43	110	Pakistan	0.38	129
Morocco	0.48	92	El Salvador	0.43	111	Ethiopia	0.37	130
Benin	0.48	93	Madagascar	0.43	112	Bolivia	0.37	131
Serbia	0.47	94	Russian Federation	0.43	113	Mauritania	0.36	132
China	0.47	95	Niger	0.43	114	Cameroon	0.36	133
Tanzania	0.47	96	Angola	0.43	115	Sudan	0.35	134
Ecuador	0.46	97	Honduras	0.42	116	Egypt, Arab Rep.	0.35	135
Burkina Faso	0.46	98	Türkiye	0.42	117	Congo, Dem. Rep.	0.34	136
Philippines	0.46	99	Mexico	0.41	118	Nicaragua	0.34	137
Paraguay	0.46	100	Guinea	0.41	119	Myanmar	0.34	138
Kyrgyz Republic	0.45	101	Nigeria	0.40	120	Haiti	0.33	139
Kenya	0.45	102	Congo, Rep.	0.40	121	Afghanistan	0.32	140
Zambia	0.45	103	Gabon	0.40	122	Cambodia	0.31	141
Côte d'Ivoire	0.45	104	Zimbabwe	0.40	123	Venezuela, RB	0.26	142
Belarus	0.45	105	Mali	0.39	124			

\* Scores are rounded to two decimal places.

# Rule of Law Around the World by Region

## East Asia and Pacific

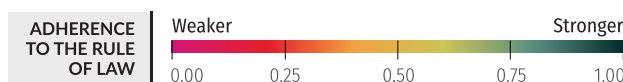
Regional Rank	Country/Jurisdiction	Overall Score*	Annual % Change in Overall Score*	5-Year % Change in Overall Score*	Global Rank	Change in Global Rank†	Regional Rank	Country/Jurisdiction	Overall Score*	Annual % Change in Overall Score*	5-Year % Change in Overall Score*	Global Rank	Change in Global Rank†
1/15	New Zealand	0.83	1.0%	1.4%	6	2 ▲	9/15	Indonesia	0.53	-0.9%	1.2%	68	2 ▼
2/15	Australia	0.80	0.0%	-0.9%	11	2 ▲	10/15	Thailand	0.50	1.5%	-1.0%	78	4 ▲
3/15	Japan	0.79	0.1%	0.8%	14	0	11/15	Vietnam	0.50	2.1%	1.6%	81	6 ▲
4/15	Singapore	0.78	0.8%	-1.7%	16	1 ▲	12/15	China	0.47	1.2%	-2.7%	95	2 ▲
5/15	Korea, Rep.	0.74	0.5%	1.0%	19	0	13/15	Philippines	0.46	0.1%	-2.2%	99	1 ▲
6/15	Hong Kong SAR, China	0.72	-0.6%	-5.8%	23	0	14/15	Myanmar	0.34	-3.8%	-19.9%	138	3 ▼
7/15	Malaysia	0.57	0.0%	2.8%	55	0	15/15	Cambodia	0.31	-0.3%	-4.0%	141	0
8/15	Mongolia	0.53	0.1%	-2.0%	66	2 ▼							

## Eastern Europe and Central Asia

Regional Rank	Country/Jurisdiction	Overall Score*	Annual % Change in Overall Score*	5-Year % Change in Overall Score*	Global Rank	Change in Global Rank†	Regional Rank	Country/Jurisdiction	Overall Score*	Annual % Change in Overall Score*	5-Year % Change in Overall Score*	Global Rank	Change in Global Rank†
1/15	Georgia	0.60	-1.3%	-2.1%	49	1 ▼	8/15	Uzbekistan	0.49	-0.4%	6.6%	83	5 ▼
2/15	Montenegro	0.57	0.9%	-	56	1 ▲	9/15	Ukraine	0.49	0.3%	-3.0%	88	1 ▲
3/15	Kosovo	0.56	-0.5%	-	58	0	10/15	Albania	0.48	-0.3%	-4.6%	89	2 ▲
4/15	Moldova	0.54	1.5%	10.6%	64	4 ▲	11/15	Serbia	0.47	-1.5%	-5.0%	94	1 ▼
5/15	Kazakhstan	0.54	0.5%	3.4%	65	0	12/15	Kyrgyz Republic	0.45	-0.1%	-5.1%	101	2 ▲
6/15	North Macedonia	0.53	1.0%	-0.7%	67	0	13/15	Belarus	0.45	-1.2%	-13.6%	105	1 ▼
7/15	Bosnia and Herzegovina	0.52	1.1%	-1.6%	71	4 ▲	14/15	Russian Federation	0.43	-1.8%	-9.3%	113	0
							15/15	Türkiye	0.42	0.4%	-2.9%	117	0

## EU, EFTA, and North America (European Union, European Free Trade Association, and North America)

Regional Rank	Country/Jurisdiction	Overall Score*	Annual % Change in Overall Score*	5-Year % Change in Overall Score*	Global Rank	Change in Global Rank†	Regional Rank	Country/Jurisdiction	Overall Score*	Annual % Change in Overall Score*	5-Year % Change in Overall Score*	Global Rank	Change in Global Rank†
1/31	Denmark	0.90	0.0%	0.0%	1	0	17/31	France	0.72	-0.5%	-1.6%	22	1 ▼
2/31	Norway	0.89	0.0%	-0.2%	2	0	18/31	Spain	0.71	-0.9%	-0.7%	25	1 ▼
3/31	Finland	0.87	0.0%	0.0%	3	0	19/31	United States	0.70	-0.6%	-2.9%	26	0
4/31	Sweden	0.86	0.3%	-0.4%	4	0	20/31	Slovenia	0.69	0.2%	2.3%	27	0
5/31	Germany	0.83	0.0%	-0.1%	5	0	21/31	Portugal	0.68	-0.8%	-4.9%	28	0
6/31	Luxembourg	0.83	-0.4%	-	7	1 ▼	22/31	Malta	0.67	-1.2%	-	30	0
7/31	Netherlands	0.83	-0.7%	-1.8%	8	1 ▼	23/31	Cyprus	0.67	-0.8%	-	31	0
8/31	Ireland	0.82	1.0%	-	9	1 ▲	24/31	Italy	0.66	-0.8%	0.9%	32	0
9/31	Estonia	0.82	0.0%	1.3%	10	1 ▼	25/31	Poland	0.66	3.2%	-0.8%	33	3 ▲
10/31	Canada	0.80	-0.3%	-1.4%	12	0	26/31	Slovak Republic	0.66	0.0%	-	34	0
11/31	Austria	0.79	-0.8%	-3.5%	13	2 ▼	27/31	Romania	0.62	-1.6%	-3.4%	41	1 ▼
12/31	United Kingdom	0.78	0.1%	-2.2%	15	0	28/31	Croatia	0.61	-0.5%	0.6%	45	0
13/31	Belgium	0.78	-0.3%	-1.3%	17	1 ▼	29/31	Greece	0.60	-0.6%	-2.3%	47	0
14/31	Lithuania	0.77	0.8%	-	18	0	30/31	Bulgaria	0.56	0.3%	2.5%	59	0
15/31	Czechia	0.74	1.0%	1.8%	20	0	31/31	Hungary	0.51	-0.4%	-3.9%	73	0
16/31	Latvia	0.73	0.7%	-	21	1 ▲							



\* Scores are rounded to two decimal places. Percentage changes in score are rounded to one decimal place.

† The change in rankings was calculated by comparing the positions of the 142 countries and jurisdictions measured in the 2023 Index with the rankings of the same 142 countries and jurisdictions in 2024.



## Latin America and Caribbean

Regional Rank	Country/Jurisdiction	Overall Score*	Annual % Change in Overall Score*	5-Year % Change in Overall Score*	Global Rank	Change in Global Rank†	Regional Rank	Country/Jurisdiction	Overall Score*	Annual % Change in Overall Score*	5-Year % Change in Overall Score*	Global Rank	Change in Global Rank†
1/32	Uruguay	0.72	0.4%	2.0%	24	1 ▲	16/32	Guyana	0.50	-0.2%	-0.5%	77	1 ▼
2/32	Costa Rica	0.68	-1.0%	-1.5%	29	0	17/32	Brazil	0.50	1.5%	-6.3%	80	3 ▲
3/32	Barbados	0.66	0.2%	1.2%	35	0	18/32	Belize	0.50	0.7%	3.6%	82	2 ▼
4/32	Chile	0.66	-0.7%	-2.7%	36	3 ▼	19/32	Suriname	0.49	0.4%	-3.2%	85	4 ▼
5/32	Antigua and Barbuda	0.64	0.3%	1.4%	37	1 ▲	20/32	Dominican Republic	0.49	1.1%	6.5%	86	0
6/32	St. Kitts and Nevis	0.64	0.4%	-1.6%	38	1 ▲	21/32	Peru	0.48	-0.8%	-4.8%	90	2 ▼
7/32	St. Lucia	0.62	0.0%	0.3%	42	1 ▲	22/32	Colombia	0.48	-0.2%	-3.2%	91	3 ▲
8/32	St. Vincent and the Grenadines	0.62	-1.5%	-0.5%	43	1 ▼	23/32	Ecuador	0.46	-2.0%	-2.9%	97	1 ▼
9/32	Grenada	0.60	-0.1%	-0.1%	48	1 ▲	24/32	Paraguay	0.46	-1.0%	-	100	1 ▼
10/32	The Bahamas	0.59	-0.6%	-3.5%	50	0	25/32	Guatemala	0.44	1.3%	-3.4%	107	4 ▲
11/32	Dominica	0.58	-0.2%	-1.7%	53	0	26/32	El Salvador	0.43	-3.2%	-9.7%	111	3 ▼
12/32	Jamaica	0.57	-0.7%	1.0%	54	0	27/32	Honduras	0.42	1.1%	3.8%	116	3 ▲
13/32	Argentina	0.55	0.0%	-6.3%	63	0	28/32	Mexico	0.41	-0.6%	-8.6%	118	2 ▼
14/32	Panama	0.52	0.6%	-0.3%	72	2 ▲	29/32	Bolivia	0.37	-1.6%	-3.8%	131	0
15/32	Trinidad and Tobago	0.51	-1.3%	-5.3%	74	4 ▼	30/32	Nicaragua	0.34	-2.8%	-16.8%	137	0
							31/32	Haiti	0.33	-2.6%	-	139	0
							32/32	Venezuela, RB	0.26	-1.2%	-5.6%	142	0

## Middle East and North Africa

Regional Rank	Country/Jurisdiction	Overall Score*	Annual % Change in Overall Score*	5-Year % Change in Overall Score*	Global Rank	Change in Global Rank†	Regional Rank	Country/Jurisdiction	Overall Score*	Annual % Change in Overall Score*	5-Year % Change in Overall Score*	Global Rank	Change in Global Rank†
1/9	United Arab Emirates	0.64	0.0%	-1.0%	39	2 ▼	5/9	Algeria	0.49	1.0%	-2.3%	84	0
2/9	Kuwait	0.58	-0.2%	-	52	0	6/9	Morocco	0.48	-1.0%	-4.8%	92	0
3/9	Jordan	0.55	0.0%	-3.5%	61	1 ▲	7/9	Lebanon	0.44	-1.2%	-6.0%	108	1 ▼
4/9	Tunisia	0.50	-2.3%	-5.5%	76	4 ▼	8/9	Iran, Islamic Rep.	0.39	0.0%	-13.5%	128	2 ▼
							9/9	Egypt, Arab Rep.	0.35	0.7%	-1.9%	135	1 ▲

## South Asia

Regional Rank	Country/Jurisdiction	Overall Score*	Annual % Change in Overall Score*	5-Year % Change in Overall Score*	Global Rank	Change in Global Rank†	Regional Rank	Country/Jurisdiction	Overall Score*	Annual % Change in Overall Score*	5-Year % Change in Overall Score*	Global Rank	Change in Global Rank†
1/6	Nepal	0.52	0.9%	-1.6%	69	2 ▲	4/6	Bangladesh	0.39	0.3%	-6.9%	127	0
2/6	Sri Lanka	0.51	1.6%	-2.4%	75	2 ▲	5/6	Pakistan	0.38	0.5%	-3.0%	129	1 ▲
3/6	India	0.50	0.8%	-2.7%	79	0	6/6	Afghanistan	0.32	-0.4%	-9.0%	140	0

## Sub-Saharan Africa

Regional Rank	Country/Jurisdiction	Overall Score*	Annual % Change in Overall Score*	5-Year % Change in Overall Score*	Global Rank	Change in Global Rank†	Regional Rank	Country/Jurisdiction	Overall Score*	Annual % Change in Overall Score*	5-Year % Change in Overall Score*	Global Rank	Change in Global Rank†
1/34	Rwanda	0.63	0.8%	4.1%	40	1 ▲	18/34	Sierra Leone	0.43	-1.3%	-4.6%	110	0
2/34	Namibia	0.61	-0.5%	-1.7%	44	0	19/34	Madagascar	0.43	-0.2%	-0.3%	112	2 ▲
3/34	Mauritius	0.60	-1.0%	-1.9%	46	0	20/34	Niger	0.43	-2.7%	-5.4%	114	5 ▼
4/34	Botswana	0.59	-0.6%	-0.2%	51	0	21/34	Angola	0.43	0.3%	3.3%	115	0
5/34	South Africa	0.56	-1.0%	-2.6%	57	1 ▼	22/34	Guinea	0.41	-0.5%	-5.8%	119	1 ▼
6/34	Senegal	0.55	-0.3%	0.1%	60	0	23/34	Nigeria	0.40	-1.6%	-6.5%	120	0
7/34	Ghana	0.55	-0.3%	-5.1%	62	1 ▼	24/34	Congo, Rep.	0.40	0.4%	-	121	1 ▲
8/34	Malawi	0.52	-0.4%	0.9%	70	1 ▼	25/34	Gabon	0.40	1.2%	-	122	2 ▲
9/34	The Gambia	0.49	0.4%	-	87	2 ▼	26/34	Zimbabwe	0.40	0.1%	-0.6%	123	0
10/34	Benin	0.48	-1.6%	-4.5%	93	3 ▼	27/34	Mali	0.39	-2.0%	-12.8%	124	3 ▼
11/34	Tanzania	0.47	0.2%	-0.3%	96	2 ▲	28/34	Mozambique	0.39	1.3%	-9.1%	125	3 ▲
12/34	Burkina Faso	0.46	-2.6%	-9.4%	98	3 ▼	29/34	Uganda	0.39	-0.7%	-4.1%	126	1 ▼
13/34	Kenya	0.45	-0.7%	0.8%	102	1 ▼	30/34	Ethiopia	0.37	-2.4%	-4.7%	130	1 ▼
14/34	Zambia	0.45	0.6%	-3.0%	103	2 ▲	31/34	Mauritania	0.36	0.7%	4.6%	132	1 ▲
15/34	Côte d'Ivoire	0.45	0.4%	-3.0%	104	2 ▲	32/34	Cameroon	0.36	0.9%	-5.0%	133	1 ▲
16/34	Togo	0.45	-1.8%	-1.8%	106	4 ▼	33/34	Sudan	0.35	-2.6%	-	134	2 ▼
17/34	Liberia	0.44	1.0%	-3.9%	109	3 ▲	34/34	Congo, Dem. Rep.	0.34	-0.4%	2.9%	136	2 ▲

\* Scores are rounded to two decimal places. Percentage changes in score are rounded to one decimal place.

† The change in rankings was calculated by comparing the positions of the 142 countries and jurisdictions measured in the 2023 Index with the rankings of the same 142 countries and jurisdictions in 2024.

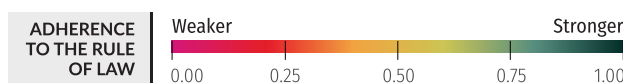
# Rule of Law Around the World by Income\*

## Low Income

Income Rank	Country/Jurisdiction	Overall Score†	Annual % Change in Overall Score†	5-Year % Change in Overall Score†	Global Rank	Change in Global Rank ‡	Income Rank	Country/Jurisdiction	Overall Score†	Annual % Change in Overall Score†	5-Year % Change in Overall Score†	Global Rank	Change in Global Rank ‡
1/16	Rwanda	0.63	0.8%	4.1%	40	1 ▲	11/16	Mozambique	0.39	1.3%	-9.1%	125	3 ▲
2/16	Malawi	0.52	-0.4%	0.9%	70	1 ▼	12/16	Uganda	0.39	-0.7%	-4.1%	126	1 ▼
3/16	The Gambia	0.49	0.4%	-	87	2 ▼	13/16	Ethiopia	0.37	-2.4%	-4.7%	130	1 ▼
4/16	Burkina Faso	0.46	-2.6%	-9.4%	98	3 ▼	14/16	Sudan	0.35	-2.6%	-	134	2 ▼
5/16	Togo	0.45	-1.8%	-1.8%	106	4 ▼	15/16	Congo, Dem. Rep.	0.34	-0.4%	2.9%	136	2 ▲
6/16	Liberia	0.44	1.0%	-3.9%	109	3 ▲	16/16	Afghanistan	0.32	-0.4%	-9.0%	140	0
7/16	Sierra Leone	0.43	-1.3%	-4.6%	110	0							
8/16	Madagascar	0.43	-0.2%	-0.3%	112	2 ▲							
9/16	Niger	0.43	-2.7%	-5.4%	114	5 ▼							
10/16	Mali	0.39	-2.0%	-12.8%	124	3 ▼							

## Lower-Middle Income

Income Rank	Country/Jurisdiction	Overall Score†	Annual % Change in Overall Score†	5-Year % Change in Overall Score†	Global Rank	Change in Global Rank ‡	Income Rank	Country/Jurisdiction	Overall Score†	Annual % Change in Overall Score†	5-Year % Change in Overall Score†	Global Rank	Change in Global Rank ‡
1/38	Senegal	0.55	-0.3%	0.1%	60	0	20/38	Côte d'Ivoire	0.45	0.4%	-3.0%	104	2 ▲
2/38	Jordan	0.55	0.0%	-3.5%	61	1 ▲	21/38	Lebanon	0.44	-1.2%	-6.0%	108	1 ▼
3/38	Ghana	0.55	-0.3%	-5.1%	62	1 ▼	22/38	Angola	0.43	0.3%	3.3%	115	0
4/38	Mongolia	0.53	0.1%	-2.0%	66	2 ▼	23/38	Honduras	0.42	1.1%	3.8%	116	3 ▲
5/38	Nepal	0.52	0.9%	-1.6%	69	2 ▲	24/38	Guinea	0.41	-0.5%	-5.8%	119	1 ▼
6/38	Sri Lanka	0.51	1.6%	-2.4%	75	2 ▲	25/38	Nigeria	0.40	-1.6%	-6.5%	120	0
7/38	Tunisia	0.50	-2.3%	-5.5%	76	4 ▼	26/38	Congo, Rep.	0.40	0.4%	-	121	1 ▲
8/38	India	0.50	0.8%	-2.7%	79	0	27/38	Zimbabwe	0.40	0.1%	-0.6%	123	0
9/38	Vietnam	0.50	2.1%	1.6%	81	6 ▲	28/38	Bangladesh	0.39	0.3%	-6.9%	127	0
10/38	Uzbekistan	0.49	-0.4%	6.6%	83	5 ▼	29/38	Iran, Islamic Rep.	0.39	0.0%	-13.5%	128	2 ▼
11/38	Algeria	0.49	1.0%	-2.3%	84	0	30/38	Pakistan	0.38	0.5%	-3.0%	129	1 ▲
12/38	Ukraine	0.49	0.3%	-3.0%	88	1 ▲	31/38	Bolivia	0.37	-1.6%	-3.8%	131	0
13/38	Morocco	0.48	-1.0%	-4.8%	92	0	32/38	Mauritania	0.36	0.7%	4.6%	132	1 ▲
14/38	Benin	0.48	-1.6%	-4.5%	93	3 ▼	33/38	Cameroon	0.36	0.9%	-5.0%	133	1 ▲
15/38	Tanzania	0.47	0.2%	-0.3%	96	2 ▲	34/38	Egypt, Arab Rep.	0.35	0.7%	-1.9%	135	1 ▲
16/38	Philippines	0.46	0.1%	-2.2%	99	1 ▲	35/38	Nicaragua	0.34	-2.8%	-16.8%	137	0
17/38	Kyrgyz Republic	0.45	-0.1%	-5.1%	101	2 ▲	36/38	Myanmar	0.34	-3.8%	-19.9%	138	3 ▼
18/38	Kenya	0.45	-0.7%	0.8%	102	1 ▼	37/38	Haiti	0.33	-2.6%	-	139	0
19/38	Zambia	0.45	0.6%	-3.0%	103	2 ▲	38/38	Cambodia	0.31	-0.3%	-4.0%	141	0



\* Income groups used in this year's report are based on the World Bank's 2024 fiscal year income group classifications. For the 2024 fiscal year, low-income economies are defined as those with a GNI per capita, calculated using the World Bank Atlas method, of \$1,135 or less in 2022; lower middle-income economies are those with a GNI per capita between \$1,136 and \$4,465; upper middle-income economies are those with a GNI per capita between \$4,466 and \$13,845; high-income economies are those with a GNI per capita of more than \$13,845. <https://datahelpdesk.worldbank.org/knowledgebase/articles/906519-world-bank-country-and-lending-groups>

† Scores are rounded to two decimal places. Percentage changes in score are rounded to one decimal place.

‡ The change in rankings was calculated by comparing the positions of the 142 countries and jurisdictions measured in the 2023 Index with the rankings of the same 142 countries and jurisdictions in 2024.

## Upper-Middle Income

Income Rank	Country/Jurisdiction	Overall Score <sup>†</sup>	Annual % Change in Overall Score <sup>†</sup>	5-Year % Change in Overall Score <sup>†</sup>	Global Rank	Change in Global Rank <sup>‡</sup>	Income Rank	Country/Jurisdiction	Overall Score <sup>†</sup>	Annual % Change in Overall Score <sup>†</sup>	5-Year % Change in Overall Score <sup>†</sup>	Global Rank	Change in Global Rank <sup>‡</sup>
1/41	Costa Rica	0.68	-1.0%	-1.5%	29	0	22/41	Thailand	0.50	1.5%	-1.0%	78	4 ▲
2/41	St. Lucia	0.62	0.0%	0.3%	42	1 ▲	23/41	Brazil	0.50	1.5%	-6.3%	80	3 ▲
3/41	St. Vincent and the Grenadines	0.62	-1.5%	-0.5%	43	1 ▼	24/41	Belize	0.50	0.7%	3.6%	82	2 ▼
4/41	Namibia	0.61	-0.5%	-1.7%	44	0	25/41	Suriname	0.49	0.4%	-3.2%	85	4 ▼
5/41	Mauritius	0.60	-1.0%	-1.9%	46	0	26/41	Dominican Republic	0.49	1.1%	6.5%	86	0
6/41	Grenada	0.60	-0.1%	-0.1%	48	1 ▲	27/41	Albania	0.48	-0.3%	-4.6%	89	2 ▲
7/41	Georgia	0.60	-1.3%	-2.1%	49	1 ▼	28/41	Peru	0.48	-0.8%	-4.8%	90	2 ▼
8/41	Botswana	0.59	-0.6%	-0.2%	51	0	29/41	Colombia	0.48	-0.2%	-3.2%	91	3 ▲
9/41	Dominica	0.58	-0.2%	-1.7%	53	0	30/41	Serbia	0.47	-1.5%	-5.0%	94	1 ▼
10/41	Jamaica	0.57	-0.7%	1.0%	54	0	31/41	China	0.47	1.2%	-2.7%	95	2 ▲
11/41	Malaysia	0.57	0.0%	2.8%	55	0	32/41	Ecuador	0.46	-2.0%	-2.9%	97	1 ▼
12/41	Montenegro	0.57	0.9%	-	56	1 ▲	33/41	Paraguay	0.46	-1.0%	-	100	1 ▼
13/41	South Africa	0.56	-1.0%	-2.6%	57	1 ▼	34/41	Belarus	0.45	-1.2%	-13.6%	105	1 ▼
14/41	Kosovo	0.56	-0.5%	-	58	0	35/41	Guatemala	0.44	1.3%	-3.4%	107	4 ▲
15/41	Bulgaria	0.56	0.3%	2.5%	59	0	36/41	El Salvador	0.43	-3.2%	-9.7%	111	3 ▼
16/41	Argentina	0.55	0.0%	-6.3%	63	0	37/41	Russian Federation	0.43	-1.8%	-9.3%	113	0
17/41	Moldova	0.54	1.5%	10.6%	64	4 ▲	38/41	Türkiye	0.42	0.4%	-2.9%	117	0
18/41	Kazakhstan	0.54	0.5%	3.4%	65	0	39/41	Mexico	0.41	-0.6%	-8.6%	118	2 ▼
19/41	North Macedonia	0.53	1.0%	-0.7%	67	0	40/41	Gabon	0.40	1.2%	-	122	2 ▲
20/41	Indonesia	0.53	-0.9%	1.2%	68	2 ▼	41/41	Venezuela, RB	0.26	-1.2%	-5.6%	142	0
21/41	Bosnia and Herzegovina	0.52	1.1%	-1.6%	71	4 ▲							

## High Income

Income Rank	Country/Jurisdiction	Overall Score <sup>†</sup>	Annual % Change in Overall Score <sup>†</sup>	5-Year % Change in Overall Score <sup>†</sup>	Global Rank	Change in Global Rank <sup>‡</sup>	Income Rank	Country/Jurisdiction	Overall Score <sup>†</sup>	Annual % Change in Overall Score <sup>†</sup>	5-Year % Change in Overall Score <sup>†</sup>	Global Rank	Change in Global Rank <sup>‡</sup>
1/47	Denmark	0.90	0.0%	0.0%	1	0	25/47	Spain	0.71	-0.9%	-0.7%	25	1 ▼
2/47	Norway	0.89	0.0%	-0.2%	2	0	26/47	United States	0.70	-0.6%	-2.9%	26	0
3/47	Finland	0.87	0.0%	0.0%	3	0	27/47	Slovenia	0.69	0.2%	2.3%	27	0
4/47	Sweden	0.86	0.3%	-0.4%	4	0	28/47	Portugal	0.68	-0.8%	-4.9%	28	0
5/47	Germany	0.83	0.0%	-0.1%	5	0	29/47	Malta	0.67	-1.2%	-	30	0
6/47	New Zealand	0.83	1.0%	1.4%	6	2 ▲	30/47	Cyprus	0.67	-0.8%	-	31	0
7/47	Luxembourg	0.83	-0.4%	-	7	1 ▼	31/47	Italy	0.66	-0.8%	0.9%	32	0
8/47	Netherlands	0.83	-0.7%	-1.8%	8	1 ▼	32/47	Poland	0.66	3.2%	-0.8%	33	3 ▲
9/47	Ireland	0.82	1.0%	-	9	1 ▲	33/47	Slovak Republic	0.66	0.0%	-	34	0
10/47	Estonia	0.82	0.0%	1.3%	10	1 ▼	34/47	Barbados	0.66	0.2%	1.2%	35	0
11/47	Australia	0.80	0.0%	-0.9%	11	2 ▲	35/47	Chile	0.66	-0.7%	-2.7%	36	3 ▼
12/47	Canada	0.80	-0.3%	-1.4%	12	0	36/47	Antigua and Barbuda	0.64	0.3%	1.4%	37	1 ▲
13/47	Austria	0.79	-0.8%	-3.5%	13	2 ▼	37/47	St. Kitts and Nevis	0.64	0.4%	-1.6%	38	1 ▲
14/47	Japan	0.79	0.1%	0.8%	14	0	38/47	United Arab Emirates	0.64	0.0%	-1.0%	39	2 ▼
15/47	United Kingdom	0.78	0.1%	-2.2%	15	0	39/47	Romania	0.62	-1.6%	-3.4%	41	1 ▼
16/47	Singapore	0.78	0.8%	-1.7%	16	1 ▲	40/47	Croatia	0.61	-0.5%	0.6%	45	0
17/47	Belgium	0.78	-0.3%	-1.3%	17	1 ▼	41/47	Greece	0.60	-0.6%	-2.3%	47	0
18/47	Lithuania	0.77	0.8%	-	18	0	42/47	The Bahamas	0.59	-0.6%	-3.5%	50	0
19/47	Korea, Rep.	0.74	0.5%	1.0%	19	0	43/47	Kuwait	0.58	-0.2%	-	52	0
20/47	Czechia	0.74	1.0%	1.8%	20	0	44/47	Panama	0.52	0.6%	-0.3%	72	2 ▲
21/47	Latvia	0.73	0.7%	-	21	1 ▲	45/47	Hungary	0.51	-0.4%	-3.9%	73	0
22/47	France	0.72	-0.5%	-1.6%	22	1 ▼	46/47	Trinidad and Tobago	0.51	-1.3%	-5.3%	74	4 ▼
23/47	Hong Kong SAR, China	0.72	-0.6%	-5.8%	23	0	47/47	Guyana	0.50	-0.2%	-0.5%	77	1 ▼
24/47	Uruguay	0.72	0.4%	2.0%	24	1 ▲							

† Scores are rounded to two decimal places. Percentage changes in score are rounded to one decimal place.

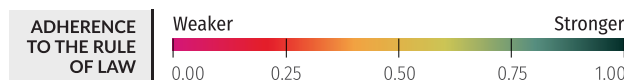
‡ The change in rankings was calculated by comparing the positions of the 142 countries and jurisdictions measured in the 2023 Index with the rankings of the same 142 countries and jurisdictions in 2024.



# Constraints on Government Powers

Factor 1 measures the extent to which those who govern are bound by law. It comprises the means, both constitutional and institutional, by which the powers of the government and its officials and agents are limited and held accountable under the law. It also includes non-governmental checks on the government's power, such as a free and independent press. For a further breakdown of Constraints on Government Powers by sub-factor, please refer to page 16.

Country/ Jurisdiction	Factor Score*	Factor Rank	Country/ Jurisdiction	Factor Score*	Factor Rank	Country/ Jurisdiction	Factor Score*	Factor Rank	Country/ Jurisdiction	Factor Score*	Factor Rank
Denmark	0.94	1	Jamaica	0.63	38	Trinidad and Tobago	0.52	72	Madagascar	0.42	107
Finland	0.92	2	Malta	0.63	39	Georgia	0.52	73	Mozambique	0.41	108
Norway	0.92	3	St. Kitts and Nevis	0.62	40	Brazil	0.51	74	Mali	0.41	109
Germany	0.86	4	Antigua and Barbuda	0.62	41	Morocco	0.51	75	Angola	0.40	110
New Zealand	0.86	5	South Africa	0.61	42	Sri Lanka	0.51	76	Honduras	0.39	111
Sweden	0.86	6	Rwanda	0.61	43	Dominican Republic	0.51	77	Congo, Dem. Rep.	0.39	112
Ireland	0.84	7	Botswana	0.61	44	Ecuador	0.51	78	Côte d'Ivoire	0.39	113
Netherlands	0.83	8	Poland	0.61	45	Tunisia	0.51	79	Uganda	0.38	114
Estonia	0.82	9	St. Lucia	0.60	46	Liberia	0.50	80	Cameroon	0.37	115
Canada	0.82	10	Romania	0.60	47	Tanzania	0.50	81	Uzbekistan	0.37	116
Austria	0.82	11	Nepal	0.59	48	Colombia	0.50	82	Guinea	0.37	117
United Kingdom	0.82	12	The Bahamas	0.59	49	Paraguay	0.49	83	Niger	0.37	118
Australia	0.82	13	United Arab Emirates	0.58	50	Burkina Faso	0.49	84	Togo	0.37	119
Luxembourg	0.82	14	Grenada	0.58	51	Guatemala	0.49	85	El Salvador	0.36	120
Belgium	0.81	15	St. Vincent and the Grenadines	0.58	52	Benin	0.49	86	Bangladesh	0.36	121
Uruguay	0.77	16	Peru	0.58	53	Suriname	0.49	87	Hungary	0.36	122
Lithuania	0.76	17	The Gambia	0.58	54	Nigeria	0.49	88	Congo, Rep.	0.36	123
Costa Rica	0.76	18	Malawi	0.57	55	Kenya	0.48	89	Haiti	0.35	124
Czechia	0.75	19	Mauritius	0.57	56	Algeria	0.48	90	Bolivia	0.35	125
Portugal	0.75	20	Croatia	0.57	57	Belize	0.48	91	Afghanistan	0.35	126
France	0.73	21	Malaysia	0.57	58	Lebanon	0.48	92	Mauritania	0.34	127
Japan	0.72	22	Kosovo	0.57	59	Philippines	0.48	93	Serbia	0.34	128
Korea, Rep.	0.71	23	India	0.56	60	North Macedonia	0.47	94	Zimbabwe	0.33	129
Chile	0.71	24	Argentina	0.56	61	Vietnam	0.47	95	Ethiopia	0.33	130
Latvia	0.70	25	Hong Kong SAR, China	0.56	62	Jordan	0.47	96	Iran, Islamic Rep.	0.32	131
Italy	0.70	26	Montenegro	0.55	63	Sierra Leone	0.47	97	China	0.32	132
Spain	0.70	27	Senegal	0.55	64	Ukraine	0.46	98	Russian Federation	0.31	133
Singapore	0.68	28	Kuwait	0.54	65	Zambia	0.46	99	Gabon	0.31	134
United States	0.67	29	Panama	0.54	66	Bosnia and Herzegovina	0.46	100	Türkiye	0.29	135
Cyprus	0.67	30	Guyana	0.53	67	Thailand	0.46	101	Sudan	0.27	136
Ghana	0.66	31	Moldova	0.53	68	Kazakhstan	0.45	102	Myanmar	0.26	137
Slovenia	0.66	32	Mongolia	0.53	69	Pakistan	0.45	103	Belarus	0.26	138
Namibia	0.65	33	Dominica	0.53	70	Kyrgyz Republic	0.43	104	Cambodia	0.25	139
Barbados	0.65	34	Bulgaria	0.52	71	Mexico	0.43	105	Egypt, Arab Rep.	0.24	140
Greece	0.64	35			Albania	0.43	106	Nicaragua	0.22	141	
Slovak Republic	0.64	36						Venezuela, RB	0.18	142	
Indonesia	0.64	37									

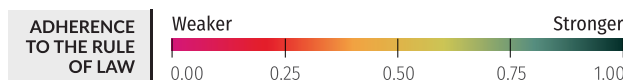


\* Scores are rounded to two decimal places.

# Absence of Corruption

Factor 2 measures the absence of corruption in government. The factor considers three forms of corruption: bribery, improper influence by public or private interests, and misappropriation of public funds or other resources. These three forms of corruption are examined with respect to government officers in the executive branch, the judiciary, the military, the police, and the legislature. For a further breakdown of Absence of Corruption by sub-factor, please refer to page 16.

Country/ Jurisdiction	Factor Score*	Factor Rank	Country/ Jurisdiction	Factor Score*	Factor Rank	Country/ Jurisdiction	Factor Score*	Factor Rank	Country/ Jurisdiction	Factor Score*	Factor Rank
Denmark	0.95	1	Slovenia	0.66	36	Argentina	0.46	72	Albania	0.37	107
Norway	0.94	2	Grenada	0.66	37	Belize	0.45	73	Ecuador	0.36	108
Singapore	0.92	3	St. Kitts and Nevis	0.65	38	Bulgaria	0.45	74	Lebanon	0.36	109
Sweden	0.91	4	Italy	0.65	39	Algeria	0.45	75	Côte d'Ivoire	0.35	110
Finland	0.90	5	Malta	0.64	40	Guyana	0.45	76	Sierra Leone	0.35	111
New Zealand	0.89	6	Cyprus	0.64	41	Brazil	0.45	77	Sudan	0.35	112
Netherlands	0.88	7	The Bahamas	0.63	42	Türkiye	0.45	78	El Salvador	0.35	113
Luxembourg	0.85	8	Costa Rica	0.63	43	Suriname	0.44	79	Guatemala	0.34	114
Germany	0.84	9	Antigua and Barbuda	0.63	44	Bosnia and Herzegovina	0.44	80	Mozambique	0.34	115
Hong Kong SAR, China	0.84	10	St. Lucia	0.63	45	Angola	0.44	81	Ukraine	0.34	116
Ireland	0.83	11	Dominica	0.61	46	Burkina Faso	0.43	82	Bangladesh	0.33	117
Australia	0.83	12	Jordan	0.58	47	Mongolia	0.43	83	Peru	0.33	118
United Kingdom	0.83	13	Mauritius	0.58	48	Philippines	0.43	84	Honduras	0.32	119
Canada	0.82	14	Malaysia	0.57	49	Togo	0.42	85	Pakistan	0.32	120
Estonia	0.82	15	Botswana	0.57	50	Vietnam	0.42	86	Nigeria	0.32	121
Japan	0.82	16	Croatia	0.57	51	Malawi	0.42	87	Mali	0.32	122
Belgium	0.80	17	Greece	0.57	52	Russian Federation	0.42	88	Zimbabwe	0.31	123
Austria	0.79	18	Senegal	0.55	53	Indonesia	0.42	89	Liberia	0.31	124
United Arab Emirates	0.78	19	China	0.54	54	Ethiopia	0.41	90	Afghanistan	0.30	125
France	0.75	20	Slovak Republic	0.54	55	Nepal	0.41	91	Congo, Rep.	0.30	126
Lithuania	0.75	21	Jamaica	0.53	56	Myanmar	0.41	92	Mauritania	0.30	127
Spain	0.73	22	Romania	0.53	57	Serbia	0.41	93	Paraguay	0.30	128
Uruguay	0.73	23	Namibia	0.52	58	Tanzania	0.41	94	Nicaragua	0.30	129
United States	0.73	24	Kazakhstan	0.50	59	Morocco	0.41	95	Kyrgyz Republic	0.29	130
Portugal	0.72	25	Hungary	0.49	60	Dominican Republic	0.41	96	Guinea	0.29	131
Poland	0.71	26	Belarus	0.49	61	India	0.41	97	Kenya	0.27	132
Barbados	0.70	27	Montenegro	0.49	62	Panama	0.41	98	Madagascar	0.27	133
Latvia	0.69	28	Sri Lanka	0.49	63	Benin	0.40	99	Uganda	0.27	134
Chile	0.69	29	Trinidad and Tobago	0.48	64	Colombia	0.39	100	Mexico	0.27	135
Rwanda	0.68	30	Kosovo	0.47	65	Niger	0.39	101	Venezuela, RB	0.26	136
Czechia	0.68	31	Tunisia	0.47	66	Ghana	0.39	102	Cameroon	0.25	137
St. Vincent and the Grenadines	0.68	32	The Gambia	0.47	67	Moldova	0.38	103	Gabon	0.25	138
Kuwait	0.67	33	Uzbekistan	0.47	68	Iran, Islamic Rep.	0.38	104	Haiti	0.23	139
Korea, Rep.	0.67	34	South Africa	0.46	69	Zambia	0.38	105	Cambodia	0.23	140
Georgia	0.67	35	Thailand	0.46	70	Egypt, Arab Rep.	0.37	106	Bolivia	0.23	141
			North Macedonia	0.46	71				Congo, Dem. Rep.	0.17	142

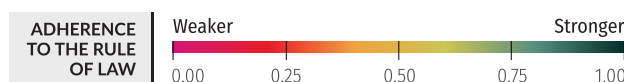


\* Scores are rounded to two decimal places.

# Open Government

Factor 3 measures the openness of government defined by the extent to which a government shares information, empowers people with tools to hold the government accountable, and fosters citizen participation in public policy deliberations. This factor measures whether basic laws and information on legal rights are publicized and evaluates the quality of information published by the government. For a further breakdown of Open Government by sub-factor, please refer to page 17.

Country/ Jurisdiction	Factor Score*	Factor Rank	Country/ Jurisdiction	Factor Score*	Factor Rank	Country/ Jurisdiction	Factor Score*	Factor Rank	Country/ Jurisdiction	Factor Score*	Factor Rank
Norway	0.88	1	Argentina	0.61	37	Dominica	0.49	72	Bangladesh	0.40	107
Finland	0.86	2	Singapore	0.60	38	Mongolia	0.49	73	Türkiye	0.40	108
Denmark	0.86	3	Greece	0.60	39	Bosnia and Herzegovina	0.49	74	Zambia	0.40	109
Sweden	0.84	4	Bulgaria	0.60	40	Thailand	0.48	75	Jordan	0.39	110
New Zealand	0.83	5	Croatia	0.60	41	St. Vincent and the Grenadines	0.48	76	Tanzania	0.39	111
Netherlands	0.81	6	Cyprus	0.60	42	The Bahamas	0.48	77	Benin	0.39	112
Luxembourg	0.81	7	Brazil	0.59	43	Kazakhstan	0.47	78	Uganda	0.39	113
Estonia	0.81	8	India	0.59	44	Albania	0.47	79	The Gambia	0.38	114
Ireland	0.81	9	Georgia	0.59	45	Botswana	0.47	80	Suriname	0.38	115
Australia	0.81	10	Namibia	0.58	46	Philippines	0.47	81	Sierra Leone	0.38	116
United Kingdom	0.80	11	Mexico	0.57	47	St. Kitts and Nevis	0.46	82	Uzbekistan	0.38	117
Canada	0.80	12	Moldova	0.57	48	Grenada	0.46	83	Angola	0.37	118
Germany	0.79	13	Dominican Republic	0.57	49	Liberia	0.46	84	Gabon	0.37	119
Belgium	0.76	14	Kosovo	0.57	50	Tunisia	0.46	85	Guinea	0.36	120
Lithuania	0.76	15	Rwanda	0.56	51	Honduras	0.45	86	Algeria	0.36	121
United States	0.75	16	Ukraine	0.56	52	Burkina Faso	0.45	87	Mozambique	0.36	122
France	0.74	17	Jamaica	0.56	53	Hungary	0.45	88	Côte d'Ivoire	0.36	123
Uruguay	0.74	18	Panama	0.56	54	Madagascar	0.45	89	Niger	0.35	124
Latvia	0.73	19	Paraguay	0.55	55	Belize	0.45	90	Cameroon	0.34	125
Korea, Rep.	0.72	20	Indonesia	0.55	56	Russian Federation	0.45	91	United Arab Emirates	0.34	126
Czechia	0.72	21	Barbados	0.55	57	Malawi	0.45	92	Congo, Dem. Rep.	0.34	127
Japan	0.71	22	Montenegro	0.55	58	Guyana	0.44	93	Sudan	0.34	128
Slovak Republic	0.71	23	Peru	0.54	59	Senegal	0.44	94	Haiti	0.33	129
Chile	0.70	24	Guatemala	0.53	60	Serbia	0.44	95	Congo, Rep.	0.33	130
Spain	0.69	25	Trinidad and Tobago	0.53	61	Bolivia	0.44	96	Zimbabwe	0.33	131
Hong Kong SAR, China	0.69	26	Antigua and Barbuda	0.52	62	Vietnam	0.44	97	Afghanistan	0.33	132
Costa Rica	0.69	27	Sri Lanka	0.52	63	Mali	0.44	98	Togo	0.31	133
Austria	0.68	28	Ecuador	0.52	64	Lebanon	0.44	99	Belarus	0.31	134
Slovenia	0.66	29	North Macedonia	0.52	65	El Salvador	0.43	100	Nicaragua	0.30	135
Poland	0.65	30	Nepal	0.51	66	Kuwait	0.42	101	Ethiopia	0.30	136
Italy	0.64	31	Ghana	0.51	67	Nigeria	0.42	102	Myanmar	0.28	137
Malta	0.63	32	Mauritius	0.51	68	Morocco	0.42	103	Mauritania	0.28	138
Portugal	0.63	33	Kenya	0.50	69	Malaysia	0.41	104	Venezuela, RB	0.27	139
Romania	0.62	34	St. Lucia	0.50	70	China	0.41	105	Iran, Islamic Rep.	0.27	140
Colombia	0.62	35	Kyrgyz Republic	0.49	71	Pakistan	0.41	106	Egypt, Arab Rep.	0.23	141
South Africa	0.61	36							Cambodia	0.23	142

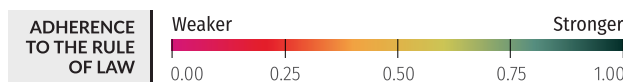


\* Scores are rounded to two decimal places.

# Fundamental Rights

Factor 4 recognizes that a system of positive law that fails to respect core human rights established under international law is at best “rule by law,” and does not deserve to be called a rule of law system. Since there are many other indices that address human rights, and because it would be impossible for the Index to assess adherence to the full range of rights, this factor focuses on a relatively modest menu of rights that are firmly established under the United Nations Universal Declaration of Human Rights and are most closely related to rule of law concerns. For a further breakdown of Fundamental Rights by sub-factor, please refer to page 17.

Country/ Jurisdiction	Factor Score*	Factor Rank	Country/ Jurisdiction	Factor Score*	Factor Rank	Country/ Jurisdiction	Factor Score*	Factor Rank	Country/ Jurisdiction	Factor Score*	Factor Rank
Denmark	0.92	1	Argentina	0.68	36	Serbia	0.55	71	United Arab Emirates	0.44	109
Norway	0.90	2	United States	0.68	37	Hungary	0.54	72	Bolivia	0.44	110
Finland	0.89	3	Croatia	0.68	38	Rwanda	0.53	73	Gabon	0.44	111
Sweden	0.87	4	Singapore	0.68	39	Guatemala	0.53	74	Tanzania	0.44	112
Germany	0.86	5	Montenegro	0.67	40	Ecuador	0.53	75	Algeria	0.43	113
Luxembourg	0.85	6	St. Lucia	0.67	41	Belize	0.52	76	Haiti	0.43	114
Ireland	0.84	7	Romania	0.67	42	Benin	0.52	77	Morocco	0.43	115
Belgium	0.84	8	Namibia	0.65	43	Nepal	0.52	78	Nigeria	0.42	116
New Zealand	0.83	9	Jamaica	0.64	44	Suriname	0.52	79	El Salvador	0.41	117
Netherlands	0.83	10	Mauritius	0.64	45	Liberia	0.52	80	Philippines	0.41	118
Austria	0.83	11	Greece	0.64	46	The Gambia	0.51	81	Zambia	0.40	119
Estonia	0.82	12	The Bahamas	0.63	47	Burkina Faso	0.51	82	Congo, Dem. Rep.	0.40	120
Canada	0.82	13	South Africa	0.63	48	Colombia	0.51	83	Congo, Rep.	0.39	121
United Kingdom	0.80	14	Grenada	0.63	49	Paraguay	0.50	84	Mozambique	0.39	122
Uruguay	0.80	15	Poland	0.63	50	Brazil	0.50	85	Mauritania	0.38	123
Lithuania	0.79	16	Dominica	0.63	51	Sri Lanka	0.49	86	Angola	0.37	124
Czechia	0.79	17	Panama	0.63	52	Guinea	0.49	87	Pakistan	0.37	125
Australia	0.78	18	North Macedonia	0.62	53	Malaysia	0.49	88	Russian Federation	0.36	126
Spain	0.78	19	Moldova	0.61	54	Indonesia	0.49	89	Cameroon	0.36	127
Japan	0.78	20	Bulgaria	0.61	55	Sierra Leone	0.49	90	Uganda	0.34	128
Costa Rica	0.77	21	Kosovo	0.61	56	Kenya	0.48	91	Belarus	0.34	129
Latvia	0.77	22	Georgia	0.60	57	Tunisia	0.48	92	Zimbabwe	0.34	130
Slovenia	0.77	23	Peru	0.59	58	Mali	0.48	93	Cambodia	0.33	131
Korea, Rep.	0.75	24	Ukraine	0.59	59	Thailand	0.48	94	Sudan	0.32	132
Portugal	0.75	25	Senegal	0.59	60	Mexico	0.47	95	Türkiye	0.31	133
France	0.74	26	Botswana	0.59	61	Vietnam	0.46	96	Bangladesh	0.30	134
Barbados	0.74	27	Hong Kong SAR, China	0.59	62	Kazakhstan	0.46	97	Venezuela, RB	0.29	135
Malta	0.74	28	Trinidad and Tobago	0.58	63	Honduras	0.46	98	Nicaragua	0.28	136
Cyprus	0.72	29	Dominican Republic	0.58	64	Lebanon	0.46	99	Ethiopia	0.28	137
Italy	0.72	30	Bosnia and Herzegovina	0.58	65	Kyrgyz Republic	0.46	100	Afghanistan	0.25	138
Slovak Republic	0.72	31	Malawi	0.57	66	Madagascar	0.46	101	China	0.25	139
Chile	0.72	32	Ghana	0.57	67	India	0.46	102	Egypt, Arab Rep.	0.24	140
Antigua and Barbuda	0.71	33	Albania	0.57	68	Jordan	0.46	103	Iran, Islamic Rep.	0.20	141
St. Vincent and the Grenadines	0.69	34	Mongolia	0.56	69	Kuwait	0.45	104	Myanmar	0.18	142
St. Kitts and Nevis	0.69	35	Guyana	0.55	70	Niger	0.45	105			
						Côte d'Ivoire	0.45	106			
						Togo	0.45	107			
						Uzbekistan	0.44	108			

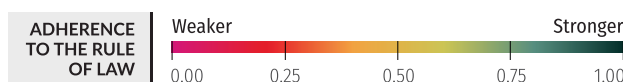


\* Scores are rounded to two decimal places.

## Order and Security

Factor 5 measures how well a society ensures the security of persons and property. Security is one of the defining aspects of any rule of law society and is a fundamental function of the state. It is also a precondition for the realization of the rights and freedoms that the rule of law seeks to advance. For a further breakdown of Order and Security by sub-factor, please refer to page 18.

Country/ Jurisdiction	Factor Score*	Factor Rank	Country/ Jurisdiction	Factor Score*	Factor Rank	Country/ Jurisdiction	Factor Score*	Factor Rank	Country/ Jurisdiction	Factor Score*	Factor Rank
Luxembourg	0.95	1	Montenegro	0.82	37	Greece	0.72	71	Mauritania	0.63	108
Singapore	0.94	2	Belgium	0.81	38	Dominica	0.72	72	Bangladesh	0.63	109
Denmark	0.93	3	Belarus	0.81	39	Guinea	0.71	73	Iran, Islamic Rep.	0.63	110
Ireland	0.93	4	China	0.81	40	Ghana	0.71	74	Russian Federation	0.63	111
Norway	0.93	5	Barbados	0.80	41	Belize	0.71	75	Guyana	0.63	112
Finland	0.93	6	North Macedonia	0.80	42	Madagascar	0.71	76	Congo, Rep.	0.63	113
Sweden	0.93	7	Kazakhstan	0.80	43	Botswana	0.71	77	Peru	0.62	114
Japan	0.93	8	Cyprus	0.80	44	El Salvador	0.71	78	Ukraine	0.62	115
Hong Kong SAR, China	0.92	9	Grenada	0.79	45	Uruguay	0.71	79	Jamaica	0.61	116
Malta	0.91	10	Antigua and Barbuda	0.79	46	Tanzania	0.70	80	Liberia	0.61	117
United Arab Emirates	0.91	11	Malaysia	0.78	47	Senegal	0.70	81	Argentina	0.61	118
Estonia	0.91	12	Portugal	0.78	48	Panama	0.70	82	Angola	0.60	119
Austria	0.91	13	France	0.78	49	The Gambia	0.69	83	South Africa	0.60	120
Slovak Republic	0.90	14	Vietnam	0.78	50	Indonesia	0.69	84	Niger	0.60	121
Lithuania	0.90	15	Georgia	0.78	51	Nicaragua	0.69	85	Brazil	0.60	122
Canada	0.90	16	Bulgaria	0.78	52	Costa Rica	0.69	86	Bolivia	0.60	123
Uzbekistan	0.90	17	Bosnia and Herzegovina	0.77	53	Paraguay	0.69	87	Guatemala	0.60	124
Hungary	0.90	18	Albania	0.77	54	Togo	0.69	88	Myanmar	0.58	125
Slovenia	0.89	19	St. Kitts and Nevis	0.77	55	Morocco	0.69	89	Ecuador	0.57	126
Czechia	0.89	20	Serbia	0.76	56	Benin	0.69	90	Uganda	0.57	127
Germany	0.89	21	Jordan	0.76	57	Zimbabwe	0.68	91	Kenya	0.55	128
Kuwait	0.88	22	St. Kitts and Nevis	0.77	55	Zambia	0.68	92	Ethiopia	0.53	129
New Zealand	0.88	23	Serbia	0.76	56	Sri Lanka	0.68	93	Colombia	0.53	130
Australia	0.87	24	Jordan	0.76	57	Malawi	0.68	94	Venezuela, RB	0.53	131
Latvia	0.86	25	Mongolia	0.76	58	Philippines	0.67	95	Sudan	0.52	132
Rwanda	0.85	26	Algeria	0.76	59	Côte d'Ivoire	0.67	96	Mexico	0.52	133
Poland	0.85	27	Kyrgyz Republic	0.75	60	Chile	0.67	97	Mozambique	0.50	134
Netherlands	0.85	28	Mauritius	0.75	61	India	0.67	98	Cameroon	0.48	135
Korea, Rep.	0.84	29	Namibia	0.75	62	Sierra Leone	0.66	99	Congo, Dem. Rep.	0.47	136
United Kingdom	0.84	30	St. Vincent and the Grenadines	0.75	63	Cambodia	0.66	100	Haiti	0.43	137
Kosovo	0.84	31	Italy	0.75	64	Lebanon	0.65	101	Burkina Faso	0.43	138
Croatia	0.84	32	Thailand	0.74	65	Egypt, Arab Rep.	0.65	102	Afghanistan	0.38	139
United States	0.83	33	St. Lucia	0.73	66	Gabon	0.65	103	Pakistan	0.37	140
Romania	0.83	34	The Bahamas	0.73	67	Trinidad and Tobago	0.65	104	Mali	0.37	141
Spain	0.82	35	Nepal	0.73	68	Suriname	0.65	105	Nigeria	0.36	142
Moldova	0.82	36	Tunisia	0.72	69	Dominican Republic	0.64	106			
			Türkiye	0.72	70	Honduras	0.64	107			



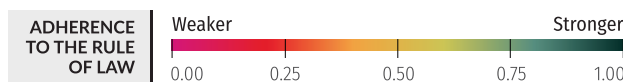
\* Scores are rounded to two decimal places.



# Regulatory Enforcement

Factor 6 measures the extent to which regulations are fairly and effectively implemented and enforced. Regulations, both legal and administrative, structure behaviors within and outside of the government. This factor does not assess which activities a government chooses to regulate, nor does it consider how much regulation of a particular activity is appropriate. Rather, it examines how regulations are implemented and enforced. For a further breakdown of Regulatory Enforcement by sub-factor, please refer to page 18.

Country/ Jurisdiction	Factor Score*	Factor Rank	Country/ Jurisdiction	Factor Score*	Factor Rank	Country/ Jurisdiction	Factor Score*	Factor Rank	Country/ Jurisdiction	Factor Score*	Factor Rank
Denmark	0.89	1	Antigua and Barbuda	0.62	37	Sri Lanka	0.49	73	Belarus	0.43	108
Norway	0.88	2	Mauritius	0.62	38	Nepal	0.49	74	Zambia	0.43	109
Singapore	0.87	3	Rwanda	0.61	39	Mongolia	0.49	75	Congo, Rep.	0.43	110
Finland	0.86	4	St. Kitts and Nevis	0.61	40	Trinidad and Tobago	0.48	76	Angola	0.43	111
Luxembourg	0.85	5	St. Lucia	0.61	41	Bosnia and Herzegovina	0.48	77	Uganda	0.43	112
New Zealand	0.85	6	Portugal	0.60	42	India	0.48	78	Ukraine	0.43	113
Germany	0.84	7	Malta	0.59	43	Guyana	0.48	79	Albania	0.43	114
Ireland	0.84	8	Botswana	0.59	44	El Salvador	0.48	80	Belize	0.42	115
Netherlands	0.84	9	Namibia	0.58	45	Benin	0.47	81	Guatemala	0.42	116
Sweden	0.83	10	Georgia	0.57	46	Kosovo	0.47	82	Türkiye	0.42	117
Australia	0.81	11	Indonesia	0.57	47	Montenegro	0.47	83	Myanmar	0.41	118
Canada	0.81	12	Romania	0.57	48	Philippines	0.47	84	Nigeria	0.41	119
Austria	0.80	13	Senegal	0.57	49	Burkina Faso	0.47	85	Liberia	0.41	120
Estonia	0.80	14	Greece	0.56	50	Russian Federation	0.47	86	Cameroon	0.41	121
Japan	0.80	15	Malaysia	0.56	51	Malawi	0.46	87	Kyrgyz Republic	0.40	122
Hong Kong SAR, China	0.80	16	Croatia	0.56	52	Niger	0.46	88	Mozambique	0.39	123
Belgium	0.79	17	Grenada	0.55	53	Peru	0.46	89	Bangladesh	0.39	124
United Kingdom	0.78	18	Jordan	0.55	54	Gabon	0.46	90	Honduras	0.39	125
Lithuania	0.76	19	Jamaica	0.55	55	Moldova	0.46	91	Madagascar	0.38	126
Korea, Rep.	0.75	20	St. Vincent and the Grenadines	0.54	56	Vietnam	0.46	92	Pakistan	0.38	127
France	0.74	21	Dominica	0.53	57	Mali	0.46	93	The Gambia	0.38	128
United States	0.72	22	Kazakhstan	0.53	58	Suriname	0.46	94	Bolivia	0.38	129
Latvia	0.72	23	Bulgaria	0.53	59	Tanzania	0.46	95	Guinea	0.37	130
Czechia	0.72	24	Ghana	0.53	60	North Macedonia	0.45	96	Zimbabwe	0.36	131
Uruguay	0.72	25	Côte d'Ivoire	0.52	61	Ecuador	0.45	97	Ethiopia	0.36	132
United Arab Emirates	0.70	26	Colombia	0.52	62	Kenya	0.45	98	Sierra Leone	0.35	133
Costa Rica	0.68	27	South Africa	0.51	63	Thailand	0.45	99	Egypt, Arab Rep.	0.35	134
Spain	0.68	28	Morocco	0.50	64	Paraguay	0.45	100	Afghanistan	0.35	135
Cyprus	0.65	29	The Bahamas	0.50	65	Hungary	0.45	101	Nicaragua	0.35	136
Kuwait	0.65	30	Argentina	0.50	66	Serbia	0.44	102	Congo, Dem. Rep.	0.35	137
Slovenia	0.64	31	Togo	0.50	67	Uzbekistan	0.44	103	Sudan	0.33	138
Chile	0.63	32	Brazil	0.50	68	Lebanon	0.44	104	Mauritania	0.29	139
Poland	0.63	33	China	0.50	69	Dominican Republic	0.43	105	Haiti	0.27	140
Barbados	0.63	34	Panama	0.49	70	Mexico	0.43	106	Cambodia	0.26	141
Slovak Republic	0.62	35	Algeria	0.49	71	Iran, Islamic Rep.	0.43	107	Venezuela, RB	0.19	142
Italy	0.62	36	Tunisia	0.49	72						

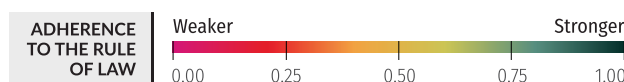


\* Scores are rounded to two decimal places.

# Civil Justice

Factor 7 measures whether ordinary people can resolve their grievances peacefully and effectively through the civil justice system. It measures whether civil justice systems are accessible and affordable as well as free of discrimination, corruption, and improper influence by public officials. It examines whether court proceedings are conducted without unreasonable delays and whether decisions are enforced effectively. It also measures the accessibility, impartiality, and effectiveness of alternative dispute resolution mechanisms. For a further breakdown of Civil Justice by sub-factor, please refer to page 18.

Country/ Jurisdiction	Factor Score*	Factor Rank	Country/ Jurisdiction	Factor Score*	Factor Rank	Country/ Jurisdiction	Factor Score*	Factor Rank	Country/ Jurisdiction	Factor Score*	Factor Rank
Denmark	0.87	1	Kazakhstan	0.62	35	Guyana	0.52	72	India	0.44	107
Norway	0.87	2	Cyprus	0.62	36	Iran, Islamic Rep.	0.51	73	Ecuador	0.44	108
Sweden	0.83	3	Mauritius	0.62	37	Uzbekistan	0.51	74	Angola	0.44	109
Netherlands	0.83	4	Malaysia	0.62	38	Côte d'Ivoire	0.51	75	Dominican Republic	0.44	110
Germany	0.82	5	Barbados	0.62	39	North Macedonia	0.51	76	Burkina Faso	0.44	111
Finland	0.80	6	Poland	0.62	40	Brazil	0.51	77	Benin	0.43	112
Estonia	0.80	7	Namibia	0.61	41	Morocco	0.50	78	Madagascar	0.42	113
Singapore	0.79	8	Romania	0.61	42	Thailand	0.50	79	Cameroon	0.42	114
New Zealand	0.79	9	Jordan	0.61	43	Russian Federation	0.50	80	Uganda	0.42	115
Lithuania	0.78	10	Botswana	0.61	44	Kenya	0.50	81	Mozambique	0.42	116
Luxembourg	0.78	11	Costa Rica	0.60	45	The Gambia	0.50	82	Liberia	0.41	117
Japan	0.77	12	Grenada	0.60	46	Moldova	0.50	83	Honduras	0.41	118
Korea, Rep.	0.76	13	Chile	0.60	47	Suriname	0.49	84	Sierra Leone	0.41	119
Australia	0.74	14	Malta	0.60	48	El Salvador	0.49	85	Peru	0.41	120
Belgium	0.74	15	Greece	0.58	49	Tunisia	0.49	86	Ethiopia	0.41	121
Ireland	0.74	16	South Africa	0.58	50	Panama	0.48	87	Türkiye	0.40	122
Austria	0.74	17	Kuwait	0.57	51	Tanzania	0.48	88	Paraguay	0.40	123
Uruguay	0.72	18	Italy	0.57	52	Kosovo	0.48	89	Gabon	0.40	124
Hong Kong SAR, China	0.71	19	The Bahamas	0.57	53	Togo	0.47	90	Mauritania	0.40	125
Latvia	0.71	20	Ghana	0.57	54	Indonesia	0.47	92	Lebanon	0.40	126
United Kingdom	0.71	21	Croatia	0.56	55	Serbia	0.47	93	Mali	0.40	127
St. Kitts and Nevis	0.69	22	Malawi	0.56	56	Zambia	0.46	94	Pakistan	0.39	128
Antigua and Barbuda	0.68	23	Argentina	0.56	57	Bosnia and Herzegovina	0.46	95	Guinea	0.39	129
Czechia	0.68	24	Dominica	0.56	58	Vietnam	0.46	96	Egypt, Arab Rep.	0.38	130
Canada	0.68	25	Algeria	0.56	59	Hungary	0.46	97	Mexico	0.37	131
France	0.67	26	Senegal	0.55	60	Philippines	0.46	98	Bangladesh	0.36	132
Slovenia	0.67	27	Jamaica	0.55	61	Colombia	0.46	99	Congo, Dem. Rep.	0.35	133
United Arab Emirates	0.66	28	Belarus	0.55	62	Zimbabwe	0.46	100	Sudan	0.35	134
Rwanda	0.66	29	Slovak Republic	0.55	63	Albania	0.45	101	Guatemala	0.34	135
St. Lucia	0.65	30	Trinidad and Tobago	0.55	64	Nepal	0.45	102	Haiti	0.34	136
Spain	0.64	31	Mongolia	0.54	65	Sri Lanka	0.45	103	Myanmar	0.32	137
Portugal	0.63	32	Montenegro	0.53	66	Niger	0.44	104	Afghanistan	0.32	138
United States	0.63	33	Ukraine	0.53	67	Congo, Rep.	0.44	105	Bolivia	0.30	139
St. Vincent and the Grenadines	0.62	34	Georgia	0.53	68	Nigeria	0.44	106	Nicaragua	0.30	140
			Bulgaria	0.53	69				Cambodia	0.26	141
			China	0.52	70				Venezuela, RB	0.25	142
			Belize	0.52	71						

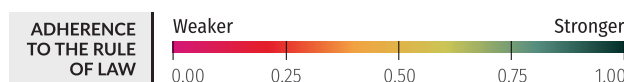


\* Scores are rounded to two decimal places.

# Criminal Justice

Factor 8 evaluates a country’s criminal justice system. An effective criminal justice system is a key aspect of the rule of law, as it constitutes the conventional mechanism to redress grievances and bring action against individuals for offenses against society. An assessment of the delivery of criminal justice should take into consideration the entire system, including the police, lawyers, prosecutors, judges, and prison officers. For a further breakdown of Criminal Justice by sub-factor, please refer to page 19.

Country/ Jurisdiction	Factor Score*	Factor Rank	Country/ Jurisdiction	Factor Score*	Factor Rank	Country/ Jurisdiction	Factor Score*	Factor Rank	Country/ Jurisdiction	Factor Score*	Factor Rank
Denmark	0.84	1	Uruguay	0.58	35	China	0.45	72	Egypt, Arab Rep.	0.34	109
Finland	0.84	2	Barbados	0.58	36	North Macedonia	0.44	73	Congo, Rep.	0.33	110
Norway	0.83	3	Slovenia	0.58	37	Malawi	0.44	74	Peru	0.33	111
Austria	0.79	4	Costa Rica	0.57	38	Moldova	0.42	75	Kyrgyz Republic	0.33	112
Germany	0.78	5	Portugal	0.57	39	Benin	0.42	76	Brazil	0.33	113
Sweden	0.78	6	Botswana	0.57	40	Sri Lanka	0.42	77	Colombia	0.32	114
Singapore	0.78	7	Rwanda	0.56	41	Algeria	0.42	78	Uganda	0.32	115
Japan	0.77	8	Jordan	0.56	42	Tunisia	0.41	79	Lebanon	0.31	116
Estonia	0.75	9	Malaysia	0.56	43	Thailand	0.41	80	Liberia	0.31	117
Netherlands	0.75	10	Dominica	0.55	44	The Gambia	0.40	81	Ecuador	0.31	118
New Zealand	0.74	11	St. Lucia	0.55	45	Zambia	0.40	82	Madagascar	0.31	119
Ireland	0.74	12	Namibia	0.55	46	Belize	0.40	83	Mozambique	0.31	120
Canada	0.74	13	Mauritius	0.55	47	Guyana	0.40	84	Trinidad and Tobago	0.31	121
Luxembourg	0.73	14	Chile	0.54	48	Argentina	0.40	85	Bangladesh	0.31	122
Korea, Rep.	0.72	15	Grenada	0.54	49	Indonesia	0.39	86	Guinea	0.31	123
Australia	0.72	16	Antigua and Barbuda	0.53	50	Kenya	0.39	87	Philippines	0.31	124
Czechia	0.71	17	Romania	0.53	51	Belarus	0.39	88	Gabon	0.30	125
United Kingdom	0.70	18	Suriname	0.53	52	India	0.38	89	Guatemala	0.30	126
Belgium	0.70	19	Croatia	0.51	53	Serbia	0.38	90	Russian Federation	0.29	127
Lithuania	0.70	20	Georgia	0.51	54	Nigeria	0.38	91	Mali	0.29	128
Hong Kong SAR, China	0.68	21	South Africa	0.50	55	Albania	0.38	92	Congo, Dem. Rep.	0.28	129
United Arab Emirates	0.68	22	Greece	0.50	56	Dominican Republic	0.37	93	Paraguay	0.27	130
Latvia	0.68	23	Jamaica	0.48	57	Ukraine	0.37	94	Mauritania	0.27	131
Cyprus	0.67	24	Mongolia	0.48	58	Morocco	0.37	95	Honduras	0.27	132
Cyprus	0.67	24	Burkina Faso	0.48	59	Tanzania	0.37	96	Cambodia	0.26	133
Spain	0.67	25	Burkina Faso	0.48	59	Sierra Leone	0.36	97	Mexico	0.25	134
France	0.65	26	Montenegro	0.48	60	Pakistan	0.36	98	Afghanistan	0.25	135
Italy	0.63	27	Bosnia and Herzegovina	0.47	61	Côte d'Ivoire	0.36	99	Haiti	0.25	136
Malta	0.63	28	Kosovo	0.47	62	Togo	0.36	100	Nicaragua	0.24	137
Slovak Republic	0.59	29	Vietnam	0.47	63	Zimbabwe	0.36	101	Cameroon	0.23	138
United States	0.59	30	Nepal	0.47	64	Angola	0.36	102	Myanmar	0.23	139
St. Kitts and Nevis	0.59	31	Kuwait	0.47	65	Niger	0.35	103	El Salvador	0.22	140
St. Vincent and the Grenadines	0.59	32	Kazakhstan	0.46	66	Ethiopia	0.35	104	Bolivia	0.20	141
The Bahamas	0.58	33	Senegal	0.46	67	Panama	0.35	105	Venezuela, RB	0.11	142
Poland	0.58	34	Hungary	0.46	68	Sudan	0.34	106			
			Ghana	0.45	69	Türkiye	0.34	107			
			Uzbekistan	0.45	70	Iran, Islamic Rep.	0.34	108			
			Bulgaria	0.45	71						



\* Scores are rounded to two decimal places.





## Country Profiles

- 38** How to Read the Country Profiles
- 39** Country Profiles

3



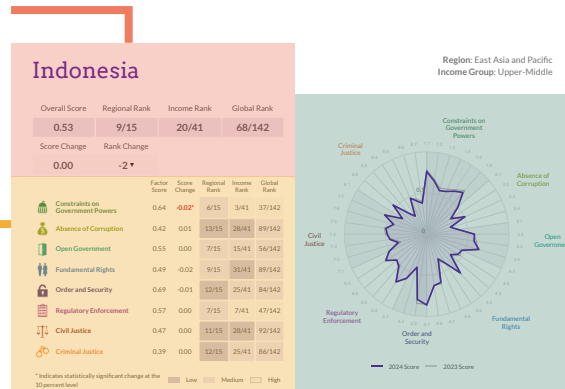
# How to Read the Country Profiles

This section presents profiles for the 142 countries and jurisdictions included in the *WJP Rule of Law Index*® 2024 report. Each profile presents the featured country's scores for each of the *WJP Rule of Law Index*'s factors and sub-factors and draws comparisons between the scores of the featured country and the scores of other indexed countries in the same regional and income groups.

The scores range from 0 to 1, where 1 signifies the highest possible score (strong adherence to rule of law) and 0 signifies the lowest possible score (weak adherence to rule of law). The country profiles consist of four sections, outlined below.

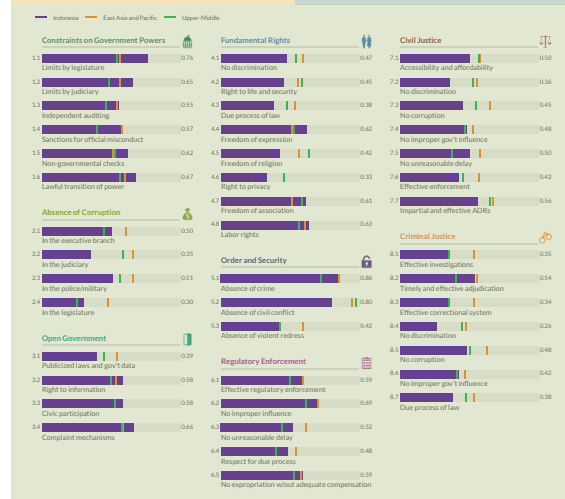
Displays the country's overall rule of law score; its overall global, income, and regional ranks; and its change in score and rank from the 2023 edition of the Index.

### Section 1



### Section 2

Displays the featured country's individual factor scores, along with its global, regional, and income group rankings. The global, regional, and income rankings are distributed across three tiers – high, medium, and low – as indicated by the color of the box where the score is found.



### Section 3

Displays the country's disaggregated scores for each of the sub-factors that compose the *WJP Rule of Law Index*.

The featured country's score is represented by the purple bar and labeled at the end of the bar. The average score of the country's region is represented by the orange line. The average score of the country's income group is represented by the green line.

### Section 4

Presents the individual sub-factor scores underlying each of the factors listed in Section 3 of the country profile.

Each of the 44 sub-factors is represented by a gray line drawn from the center to the periphery of the circle. The center of the circle corresponds to the worst possible score for each sub-factor (0), and the outer edge of the circle marks the best possible score for each sub-factor (1).

The featured country's scores for 2024 are represented by the purple line. The featured country's scores for 2023 are represented by the gray line.

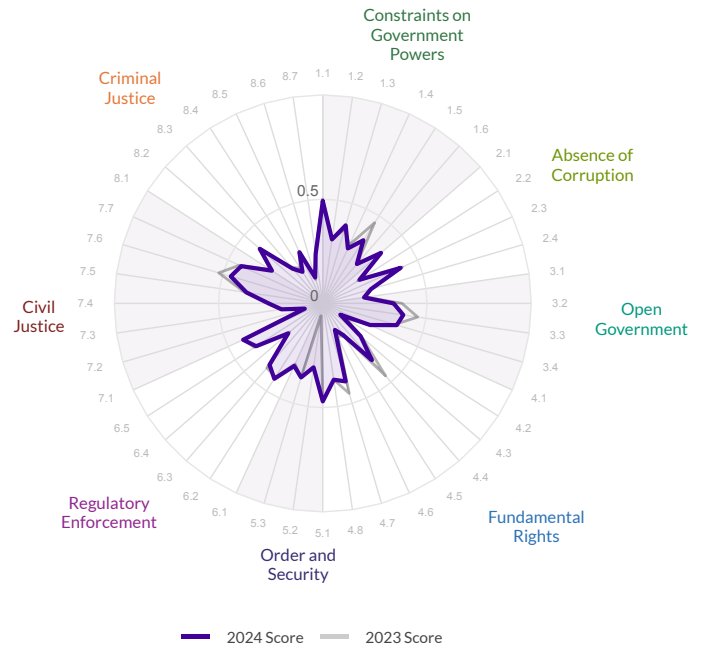
# Afghanistan

Region: South Asia  
Income Group: Low

The scores range from 0 to 1, where 1 signifies the highest possible score and 0 signifies the lowest possible score.

Overall Score	Regional Rank	Income Rank	Global Rank
0.32	6/6	16/16	140/142
Score Change	Rank Change		
0.00	0		

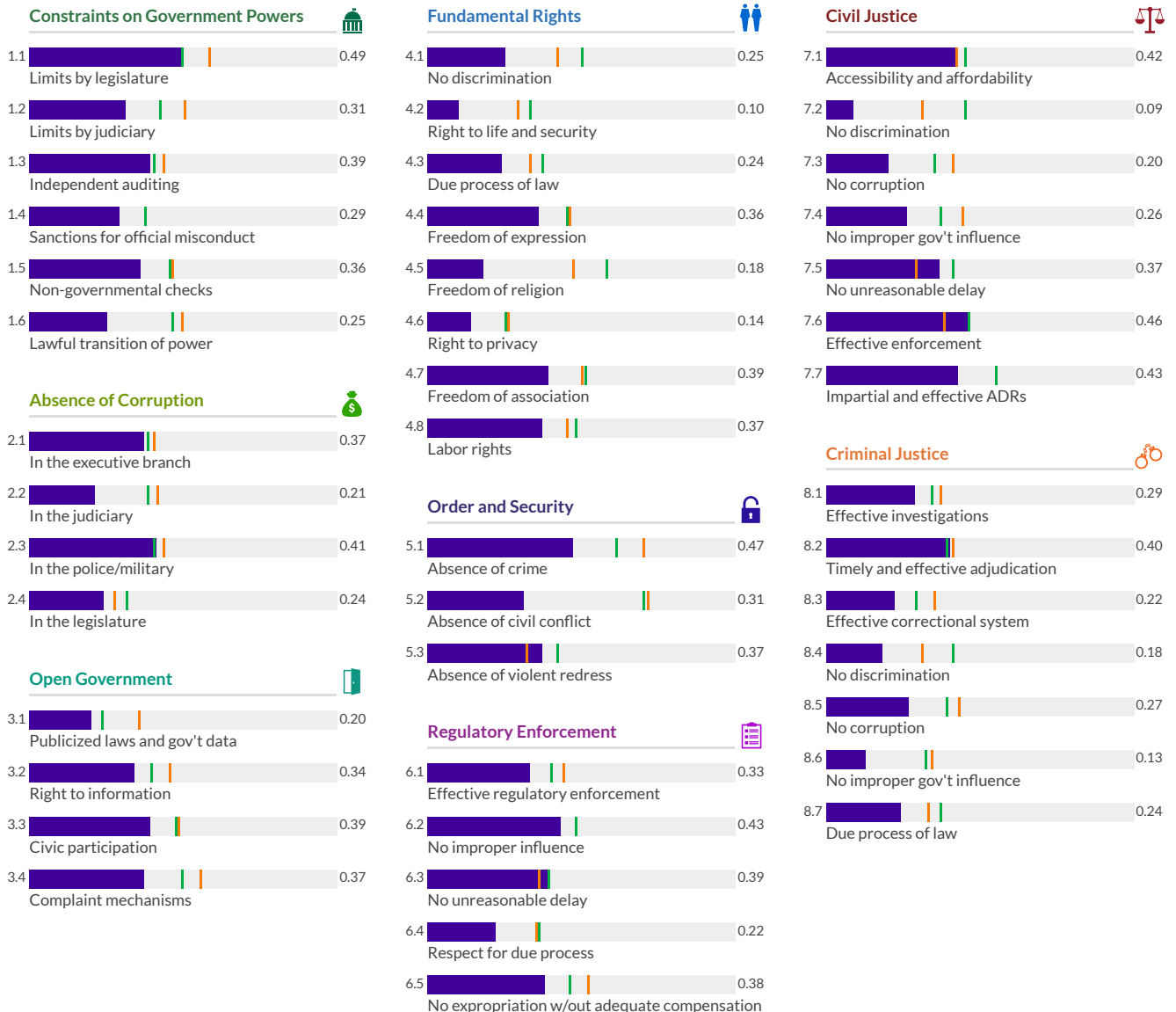
Factor	Score	Score Change	Regional Rank	Income Rank	Global Rank
Constraints on Government Powers	0.35	-0.02	6/6	14/16	126/142
Absence of Corruption	0.30	0.00	6/6	13/16	125/142
Open Government	0.33	-0.03*	6/6	14/16	132/142
Fundamental Rights	0.25	-0.03*	6/6	16/16	138/142
Order and Security	0.38	0.08	5/6	15/16	139/142
Regulatory Enforcement	0.35	0.00	6/6	14/16	135/142
Civil Justice	0.32	-0.01	6/6	16/16	138/142
Criminal Justice	0.25	-0.01	6/6	16/16	135/142



\* Indicates statistically significant change at the 10 percent level

Low Medium High

Afghanistan South Asia Low



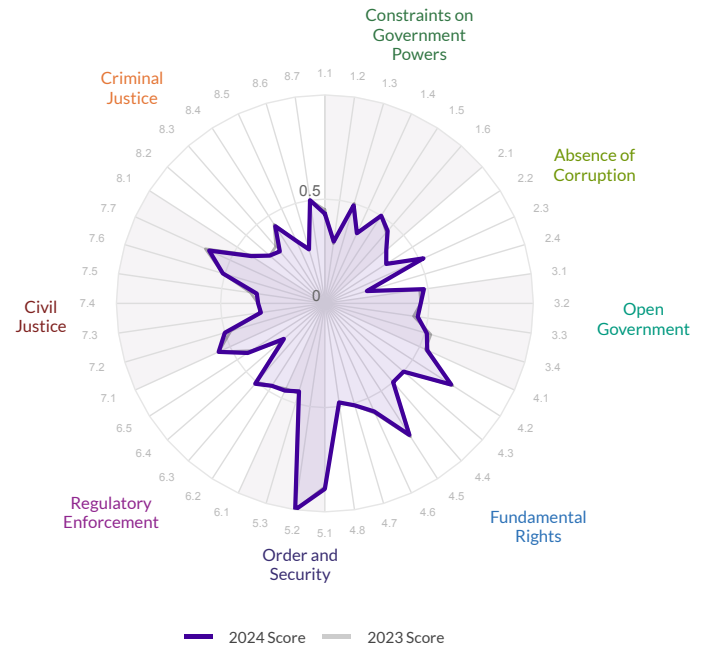
# Albania

Region: Eastern Europe and Central Asia  
Income Group: Upper-Middle

The scores range from 0 to 1, where 1 signifies the highest possible score and 0 signifies the lowest possible score.

Overall Score	Regional Rank	Income Rank	Global Rank
<b>0.48</b>	<b>10/15</b>	<b>27/41</b>	<b>89/142</b>
Score Change	Rank Change		
<b>0.00</b>	<b>2▲</b>		

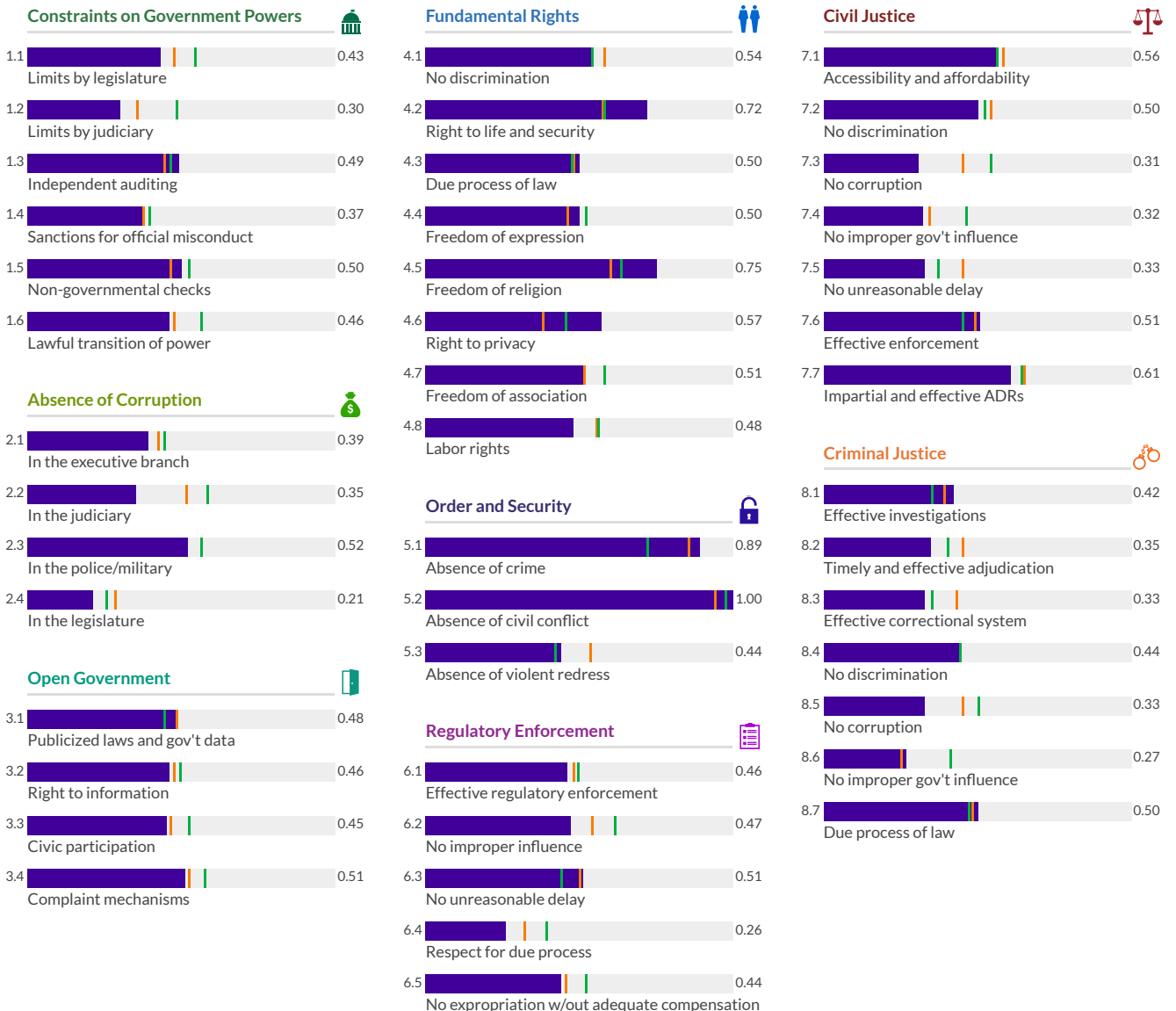
	Factor Score	Score Change	Regional Rank	Income Rank	Global Rank
Constraints on Government Powers	0.43	0.00	10/15	33/41	106/142
Absence of Corruption	0.37	0.00	13/15	33/41	107/142
Open Government	0.47	0.00	10/15	28/41	79/142
Fundamental Rights	0.57	0.00	8/15	21/41	68/142
Order and Security	0.77	0.00	10/15	13/41	54/142
Regulatory Enforcement	0.43	0.00	13/15	37/41	114/142
Civil Justice	0.45	0.00	14/15	32/41	101/142
Criminal Justice	0.38	-0.01	11/15	28/41	92/142



\* Indicates statistically significant change at the 10 percent level

Low Medium High

Albania Eastern Europe and Central Asia Upper-Middle





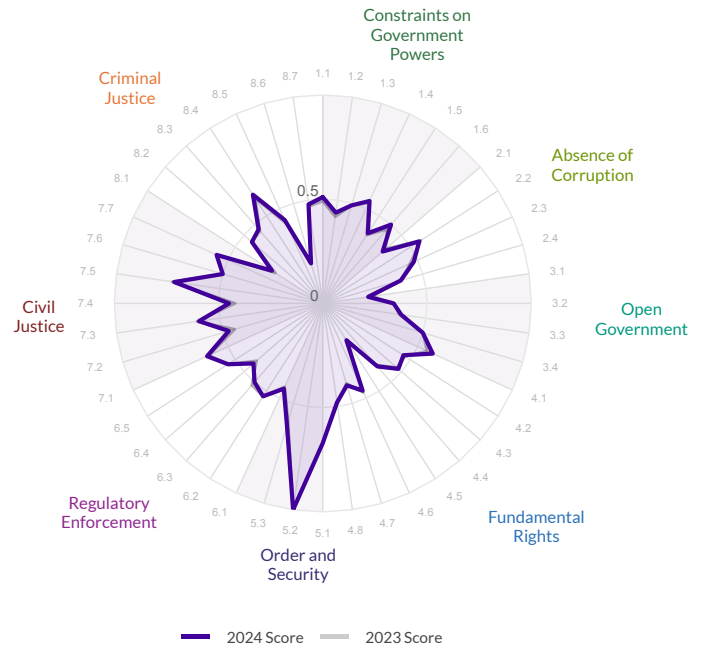
# Algeria

Region: Middle East and North Africa  
Income Group: Lower-Middle

The scores range from 0 to 1, where 1 signifies the highest possible score and 0 signifies the lowest possible score.

Overall Score	Regional Rank	Income Rank	Global Rank
0.49	5/9	11/38	84/142
Score Change	Rank Change		
0.00	0		

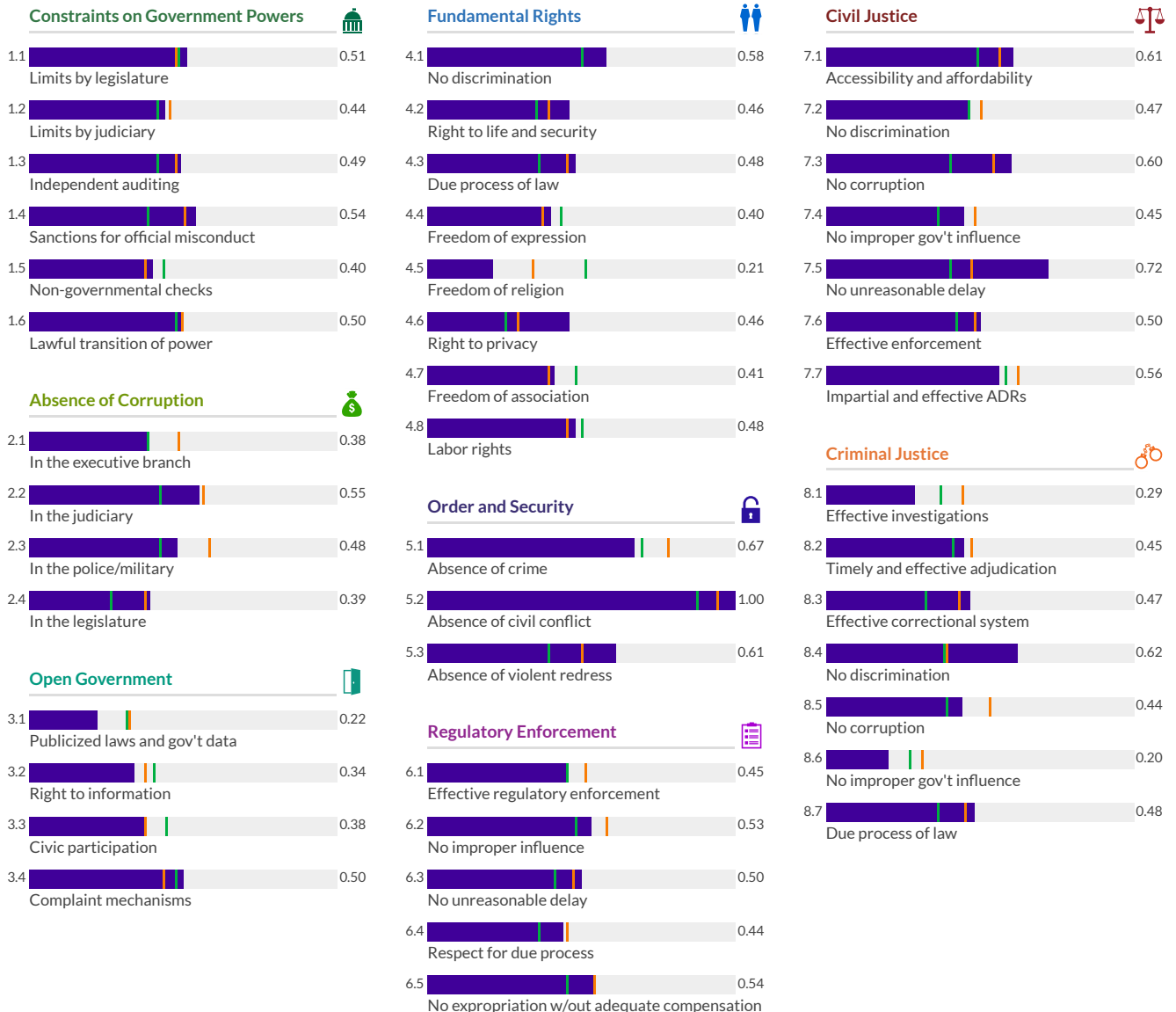
	Factor Score	Score Change	Regional Rank	Income Rank	Global Rank
Constraints on Government Powers	0.48	0.01	5/9	13/38	90/142
Absence of Corruption	0.45	0.00	5/9	6/38	75/142
Open Government	0.36	0.00	6/9	27/38	121/142
Fundamental Rights	0.43	0.00	6/9	21/38	113/142
Order and Security	0.76	0.01	4/9	5/38	59/142
Regulatory Enforcement	0.49	0.00	5/9	6/38	71/142
Civil Justice	0.56	0.00	4/9	3/38	59/142
Criminal Justice	0.42	0.01	4/9	10/38	78/142



\* Indicates statistically significant change at the 10 percent level

Low Medium High

Algeria Middle East and North Africa Lower-Middle



# Angola

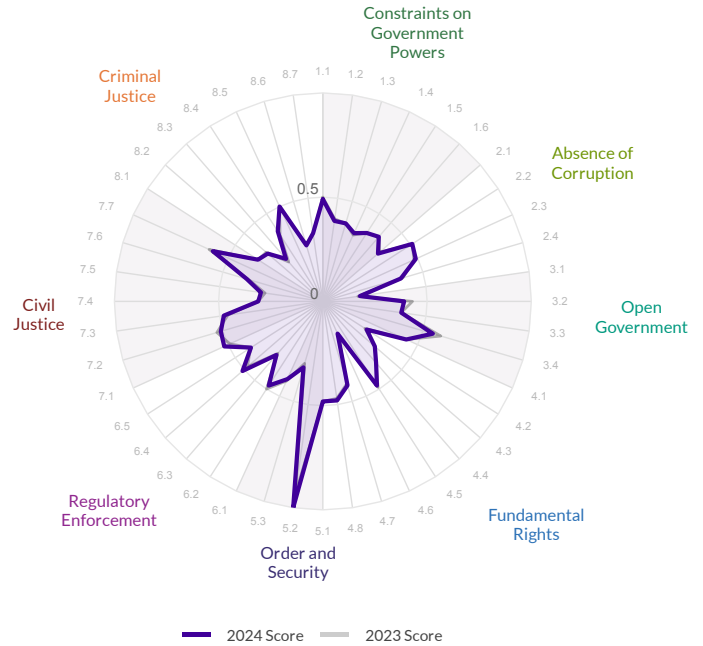
Region: Sub-Saharan Africa  
Income Group: Lower-Middle

The scores range from 0 to 1, where 1 signifies the highest possible score and 0 signifies the lowest possible score.

Overall Score	Regional Rank	Income Rank	Global Rank
<b>0.43</b>	<b>21/34</b>	<b>22/38</b>	<b>115/142</b>

Score Change	Rank Change
<b>0.00</b>	<b>0</b>

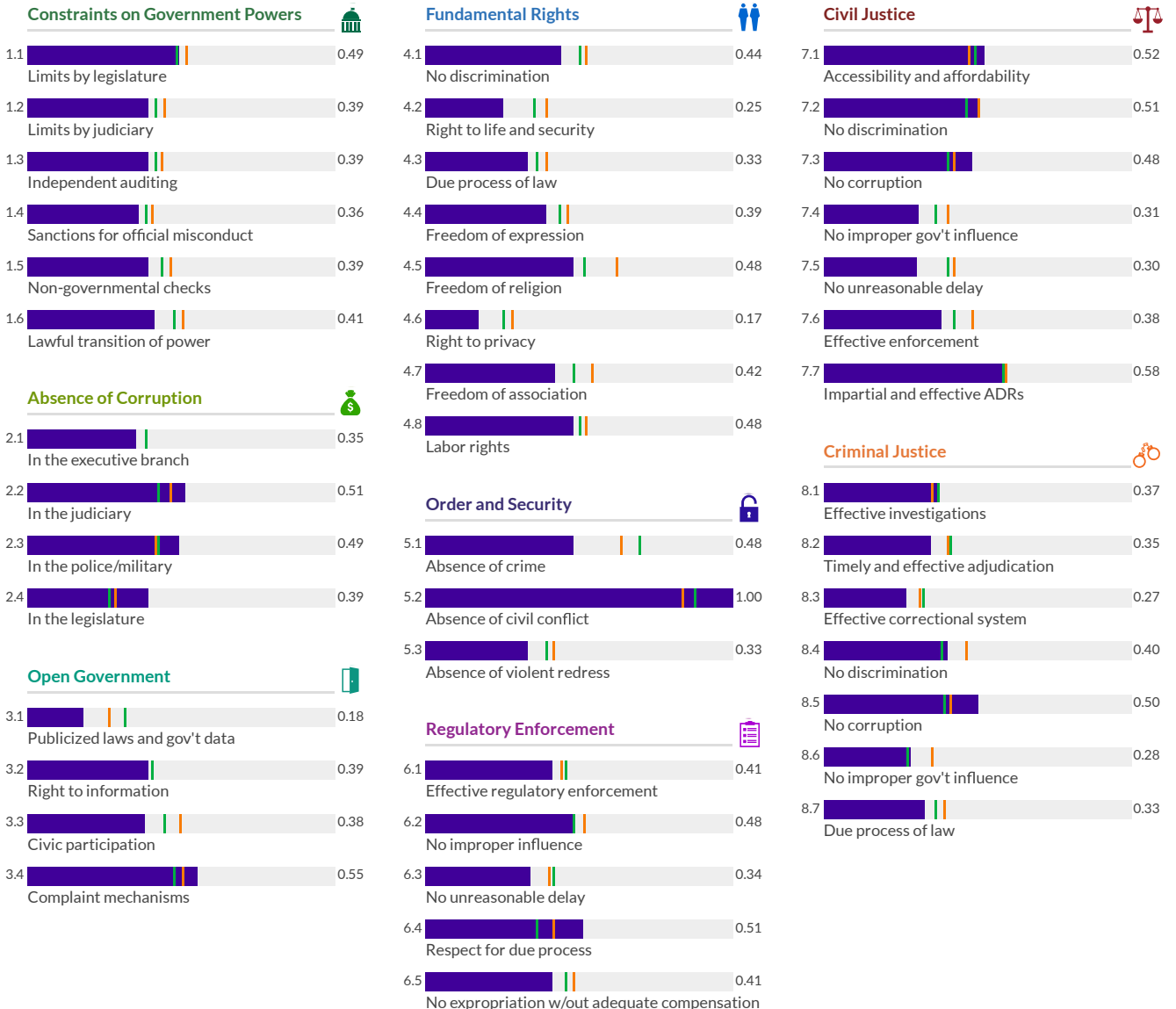
	Factor Score	Score Change	Regional Rank	Income Rank	Global Rank
Constraints on Government Powers	0.40	0.00	21/34	22/38	110/142
Absence of Corruption	0.44	0.00	8/34	7/38	81/142
Open Government	0.37	-0.02	21/34	25/38	118/142
Fundamental Rights	0.37	0.00	29/34	29/38	124/142
Order and Security	0.60	<b>0.03*</b>	22/34	31/38	119/142
Regulatory Enforcement	0.43	0.00	20/34	22/38	111/142
Civil Justice	0.44	0.00	19/34	24/38	109/142
Criminal Justice	0.36	0.00	20/34	22/38	102/142



\* Indicates statistically significant change at the 10 percent level

Low Medium High

Angola Sub-Saharan Africa Lower-Middle



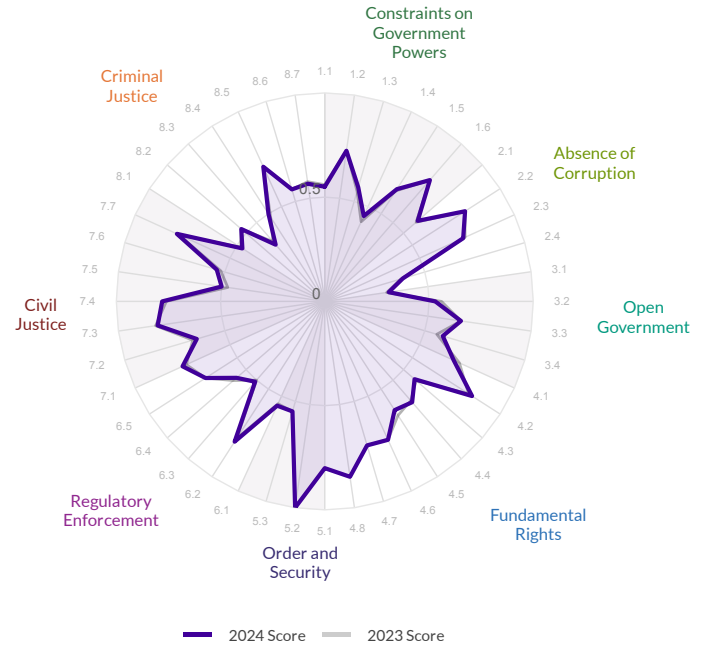
# Antigua and Barbuda

Region: Latin America and Caribbean  
Income Group: High

The scores range from 0 to 1, where 1 signifies the highest possible score and 0 signifies the lowest possible score.

Overall Score	Regional Rank	Income Rank	Global Rank
<b>0.64</b>	<b>5/32</b>	<b>36/47</b>	<b>37/142</b>
Score Change	Rank Change		
<b>0.00</b>	<b>1 ▲</b>		

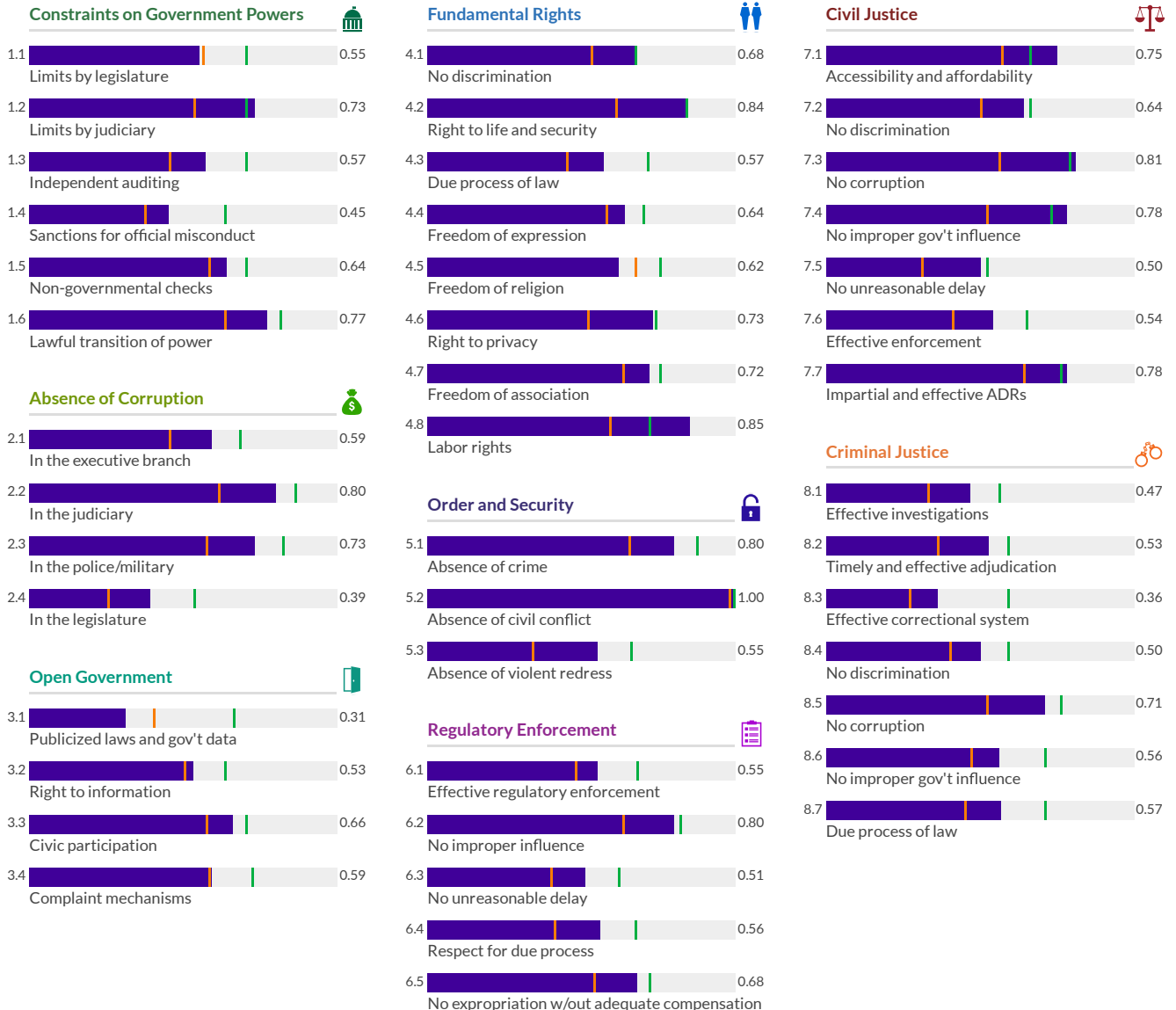
Factor	Score	Score Change	Regional Rank	Income Rank	Global Rank
Constraints on Government Powers	0.62	0.01	7/32	36/47	41/142
Absence of Corruption	0.63	0.00	9/32	39/47	44/142
Open Government	0.52	0.00	16/32	41/47	62/142
Fundamental Rights	0.71	-0.01	5/32	32/47	33/142
Order and Security	0.79	0.00	3/32	36/47	46/142
Regulatory Enforcement	0.62	0.00	5/32	36/47	37/142
Civil Justice	0.68	0.01	3/32	23/47	23/142
Criminal Justice	0.53	0.00	11/32	39/47	50/142



\* Indicates statistically significant change at the 10 percent level

Low Medium High

Antigua and Barbuda Latin America and Caribbean High



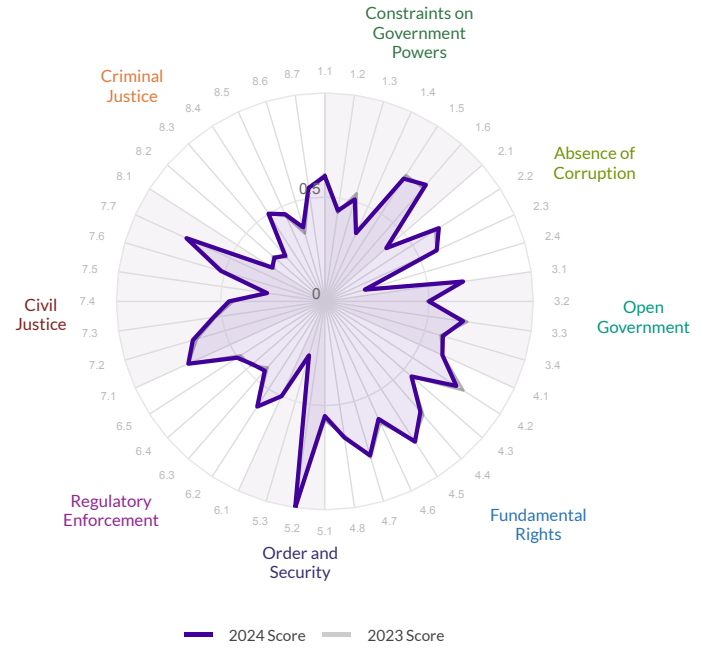
# Argentina

Region: Latin America and Caribbean  
Income Group: Upper-Middle

The scores range from 0 to 1, where 1 signifies the highest possible score and 0 signifies the lowest possible score.

Overall Score	Regional Rank	Income Rank	Global Rank
<b>0.55</b>	<b>13/32</b>	<b>16/41</b>	<b>63/142</b>
Score Change	Rank Change		
<b>0.00</b>	<b>0</b>		

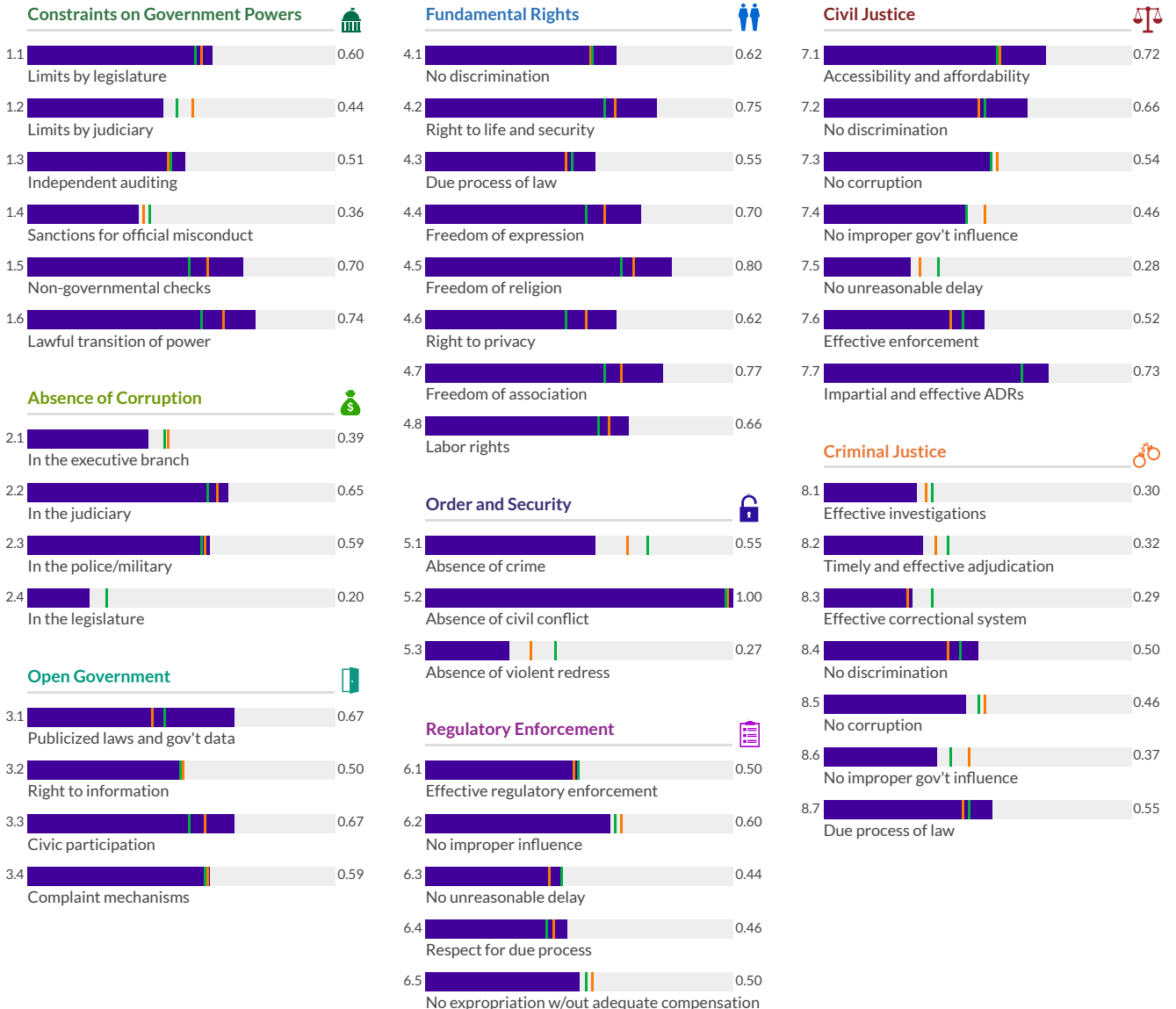
	Factor Score	Score Change	Regional Rank	Income Rank	Global Rank
Constraints on Government Powers	0.56	-0.01	13/32	14/41	61/142
Absence of Corruption	0.46	0.00	14/32	20/41	72/142
Open Government	0.61	0.00	5/32	4/41	37/142
Fundamental Rights	0.68	-0.01	8/32	3/41	36/142
Order and Security	0.61	-0.01	24/32	34/41	118/142
Regulatory Enforcement	0.50	0.01	14/32	17/41	66/142
Civil Justice	0.56	0.01	11/32	11/41	57/142
Criminal Justice	0.40	0.01	16/32	24/41	85/142



\* Indicates statistically significant change at the 10 percent level

Low Medium High

Argentina Latin America and Caribbean Upper-Middle



# Australia

Region: East Asia and Pacific  
Income Group: High

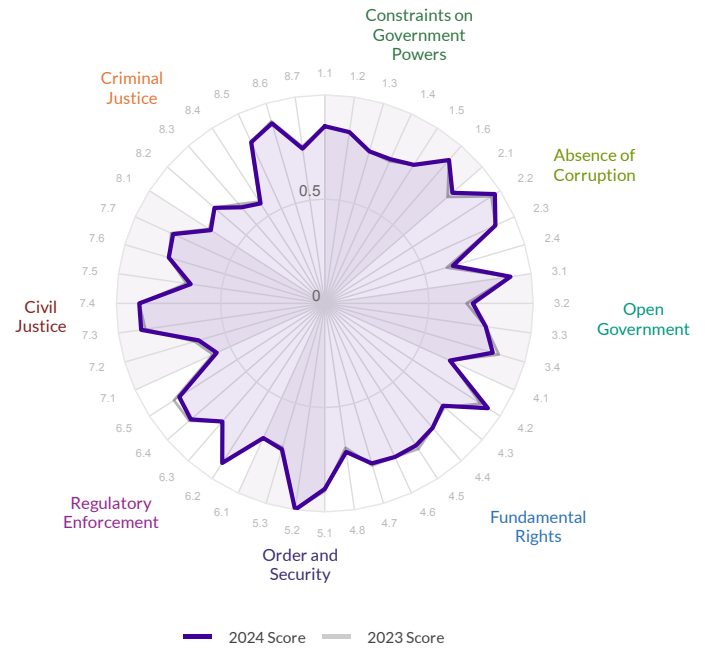
The scores range from 0 to 1, where 1 signifies the highest possible score and 0 signifies the lowest possible score.

Overall Score	Regional Rank	Income Rank	Global Rank
<b>0.80</b>	<b>2/15</b>	<b>11/47</b>	<b>11/142</b>
Score Change	Rank Change		
<b>0.00</b>	<b>2 ▲</b>		

Factor	Score	Score Change	Regional Rank	Income Rank	Global Rank
Constraints on Government Powers	0.82	0.00	2/15	13/47	13/142
Absence of Corruption	0.83	0.02*	4/15	12/47	12/142
Open Government	0.81	0.00	2/15	10/47	10/142
Fundamental Rights	0.78	0.00	2/15	18/47	18/142
Order and Security	0.87	0.00	5/15	23/47	24/142
Regulatory Enforcement	0.81	0.00	3/15	11/47	11/142
Civil Justice	0.74	-0.01	5/15	14/47	14/142
Criminal Justice	0.72	-0.01	5/15	16/47	16/142

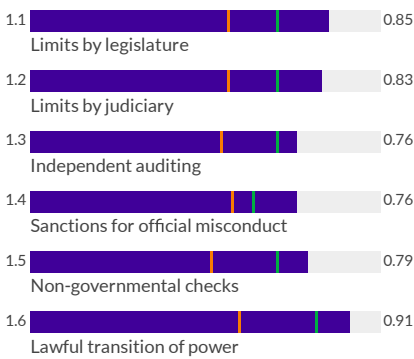
\* Indicates statistically significant change at the 10 percent level

Low Medium High

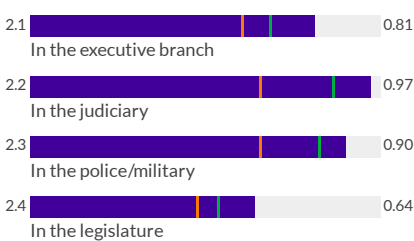


— Australia — East Asia and Pacific — High

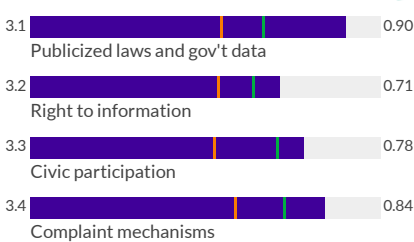
## Constraints on Government Powers



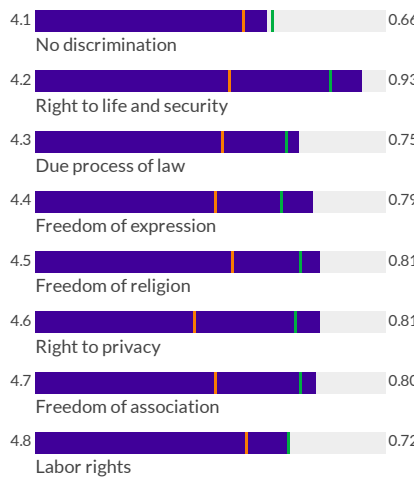
## Absence of Corruption



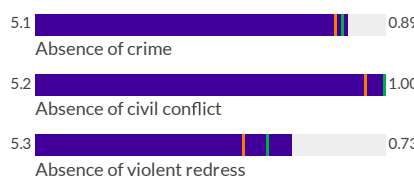
## Open Government



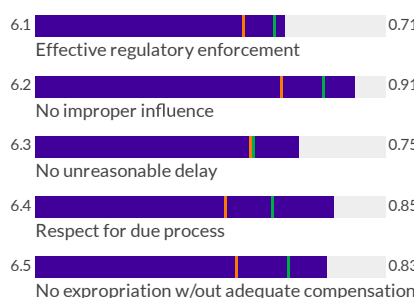
## Fundamental Rights



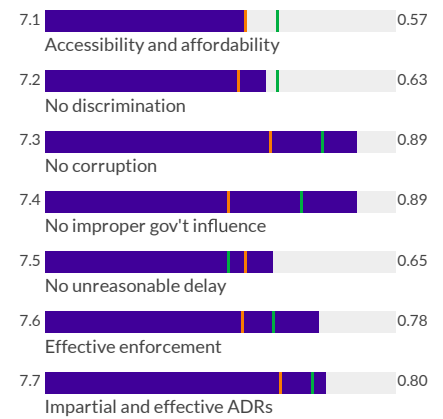
## Order and Security



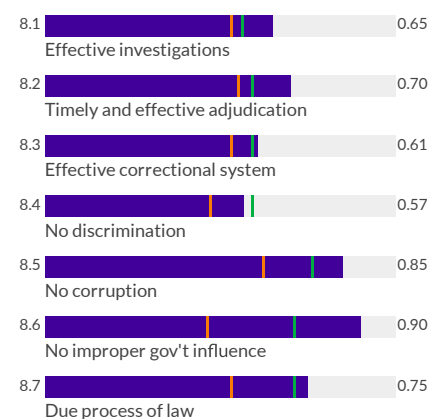
## Regulatory Enforcement



## Civil Justice



## Criminal Justice



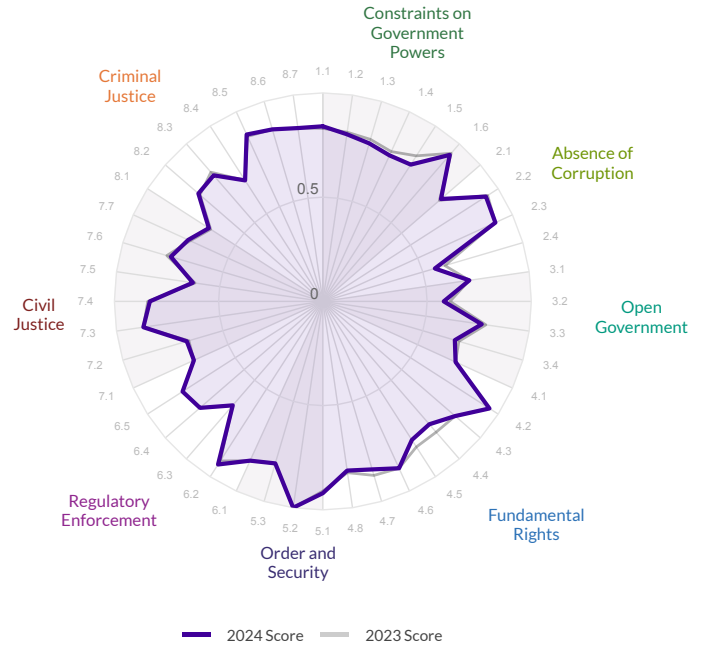
# Austria

Region: EU, EFTA, and North America  
Income Group: High

The scores range from 0 to 1, where 1 signifies the highest possible score and 0 signifies the lowest possible score.

Overall Score	Regional Rank	Income Rank	Global Rank
0.79	11/31	13/47	13/142
Score Change	Rank Change		
-0.01 ▾	-2 ▾		

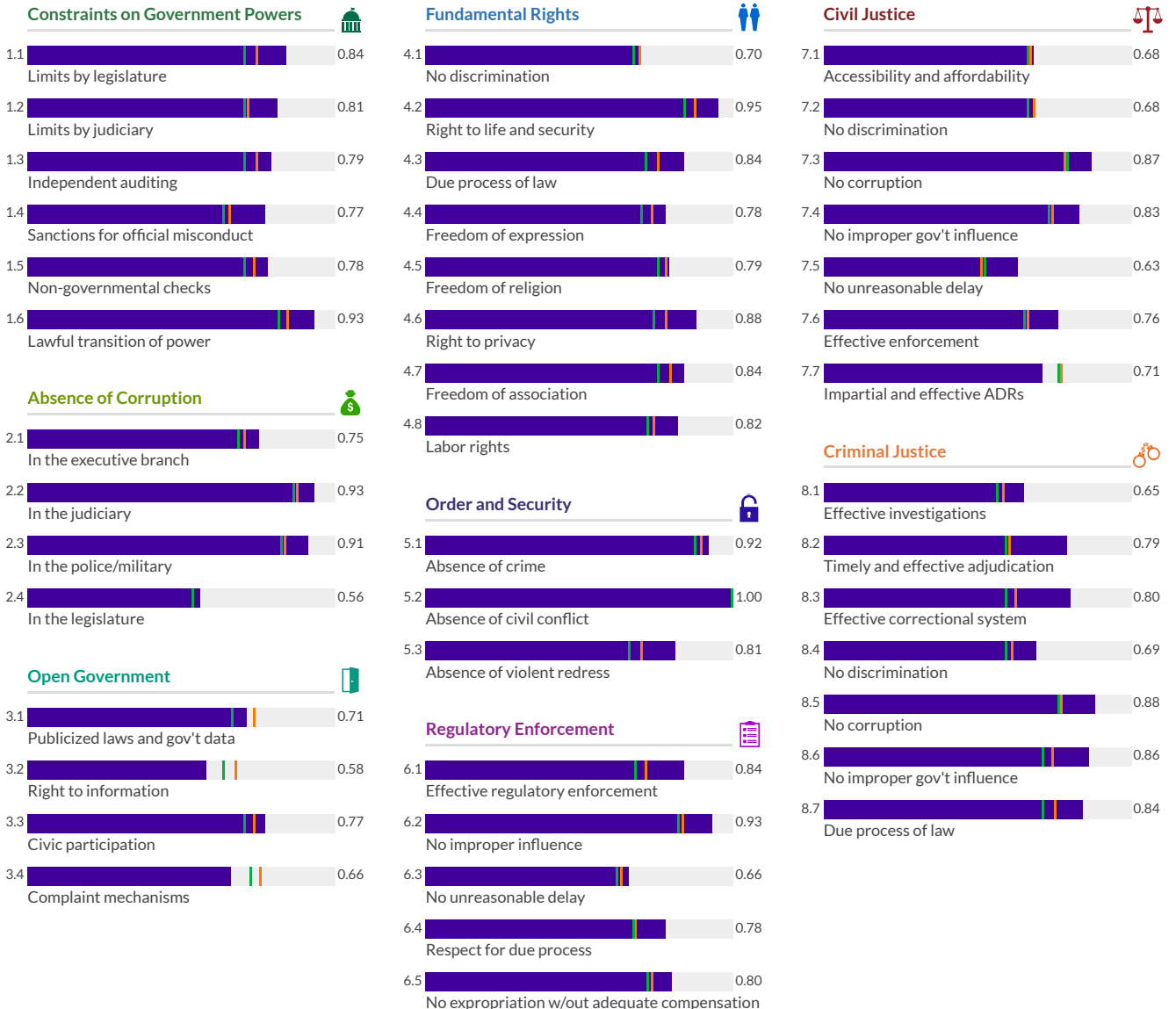
	Factor Score	Score Change	Regional Rank	Income Rank	Global Rank
Constraints on Government Powers	0.82	-0.02	10/31	11/47	11/142
Absence of Corruption	0.79	-0.01	13/31	18/47	18/142
Open Government	0.68	-0.02	20/31	27/47	28/142
Fundamental Rights	0.83	-0.01	10/31	11/47	11/142
Order and Security	0.91	0.00	9/31	13/47	13/142
Regulatory Enforcement	0.80	0.00	10/31	13/47	13/142
Civil Justice	0.74	0.00	12/31	17/47	17/142
Criminal Justice	0.79	0.00	4/31	4/47	4/142



\* Indicates statistically significant change at the 10 percent level

Low Medium High

— Austria — EU, EFTA, and North America — High



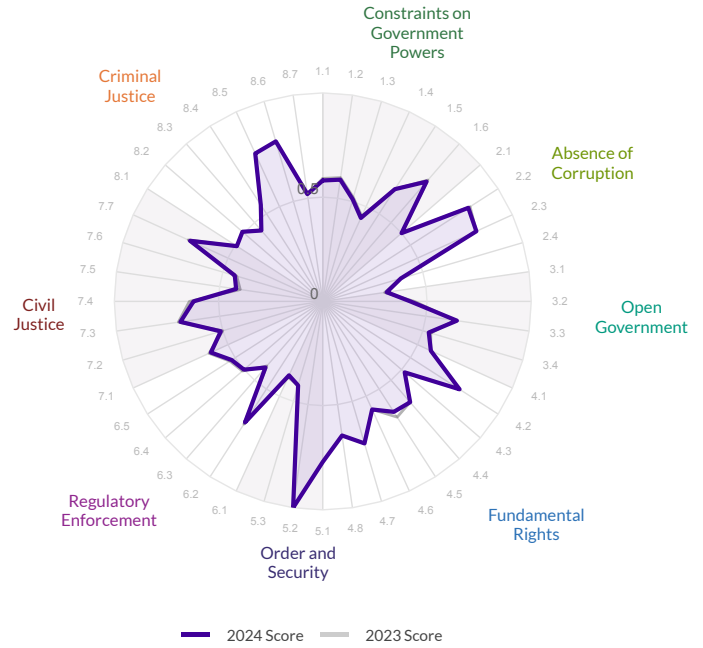
# The Bahamas

Region: Latin America and Caribbean  
Income Group: High

The scores range from 0 to 1, where 1 signifies the highest possible score and 0 signifies the lowest possible score.

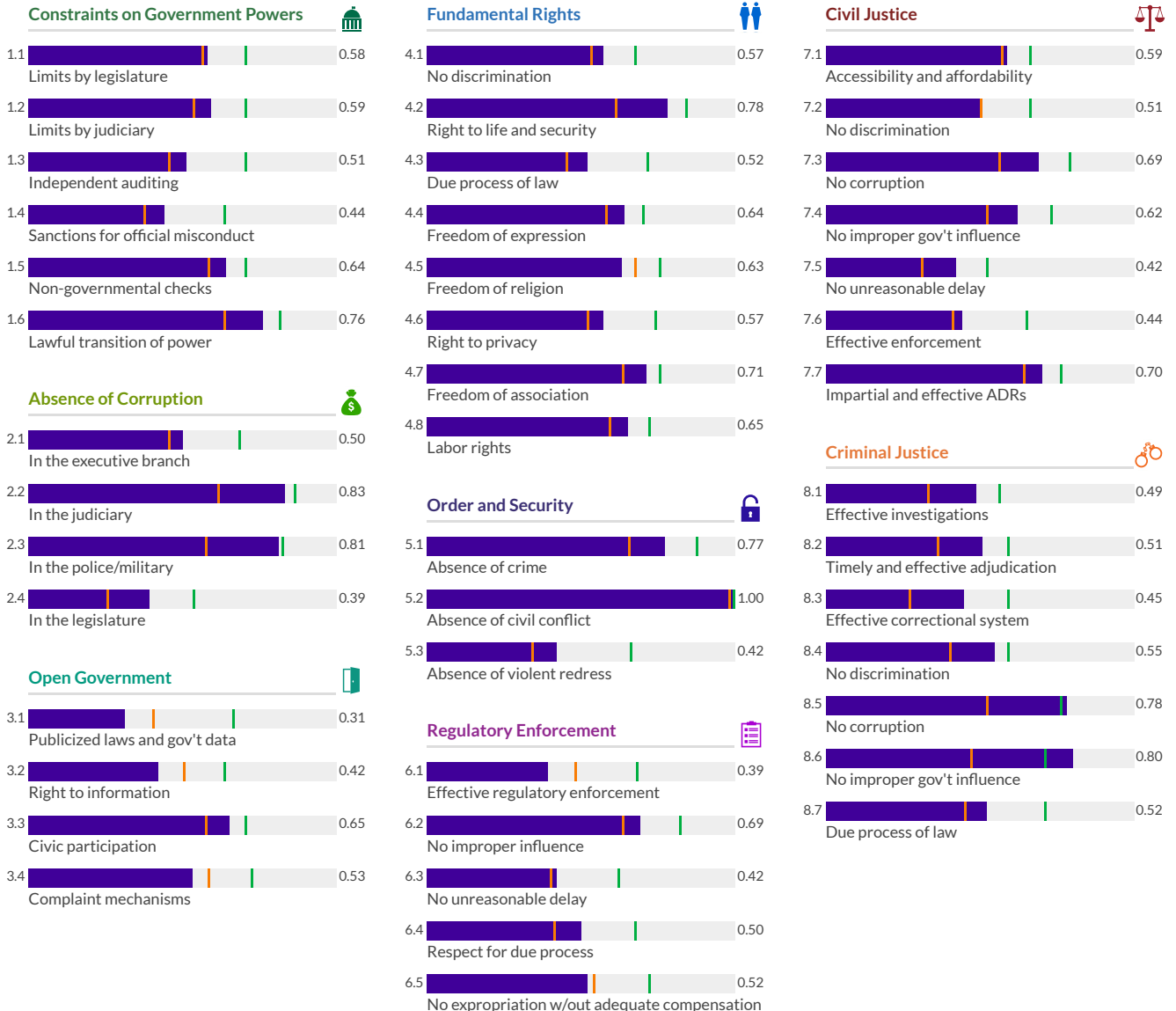
Overall Score	Regional Rank	Income Rank	Global Rank
<b>0.59</b>	<b>10/32</b>	<b>42/47</b>	<b>50/142</b>
Score Change	Rank Change		
<b>0.00</b>	<b>0</b>		

Factor	Score	Score Change	Regional Rank	Income Rank	Global Rank
Constraints on Government Powers	0.59	-0.01	9/32	39/47	49/142
Absence of Corruption	0.63	0.00	7/32	38/47	42/142
Open Government	0.48	-0.01	21/32	42/47	77/142
Fundamental Rights	0.63	0.00	11/32	39/47	47/142
Order and Security	0.73	0.00	7/32	41/47	67/142
Regulatory Enforcement	0.50	-0.01	13/32	43/47	65/142
Civil Justice	0.57	0.00	10/32	41/47	53/142
Criminal Justice	0.58	0.00	3/32	32/47	33/142



\* Indicates statistically significant change at the 10 percent level

Legend: The Bahamas (purple), Latin America and Caribbean (orange), High (green)



# Bangladesh

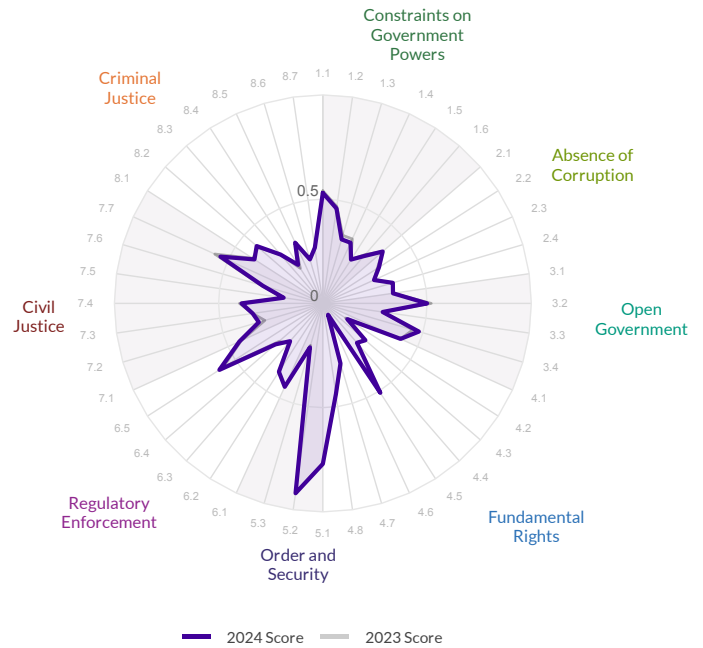
Region: South Asia  
Income Group: Lower-Middle

The scores range from 0 to 1, where 1 signifies the highest possible score and 0 signifies the lowest possible score.

Overall Score	Regional Rank	Income Rank	Global Rank
0.39	4/6	28/38	127/142

Score Change	Rank Change
0.00	0

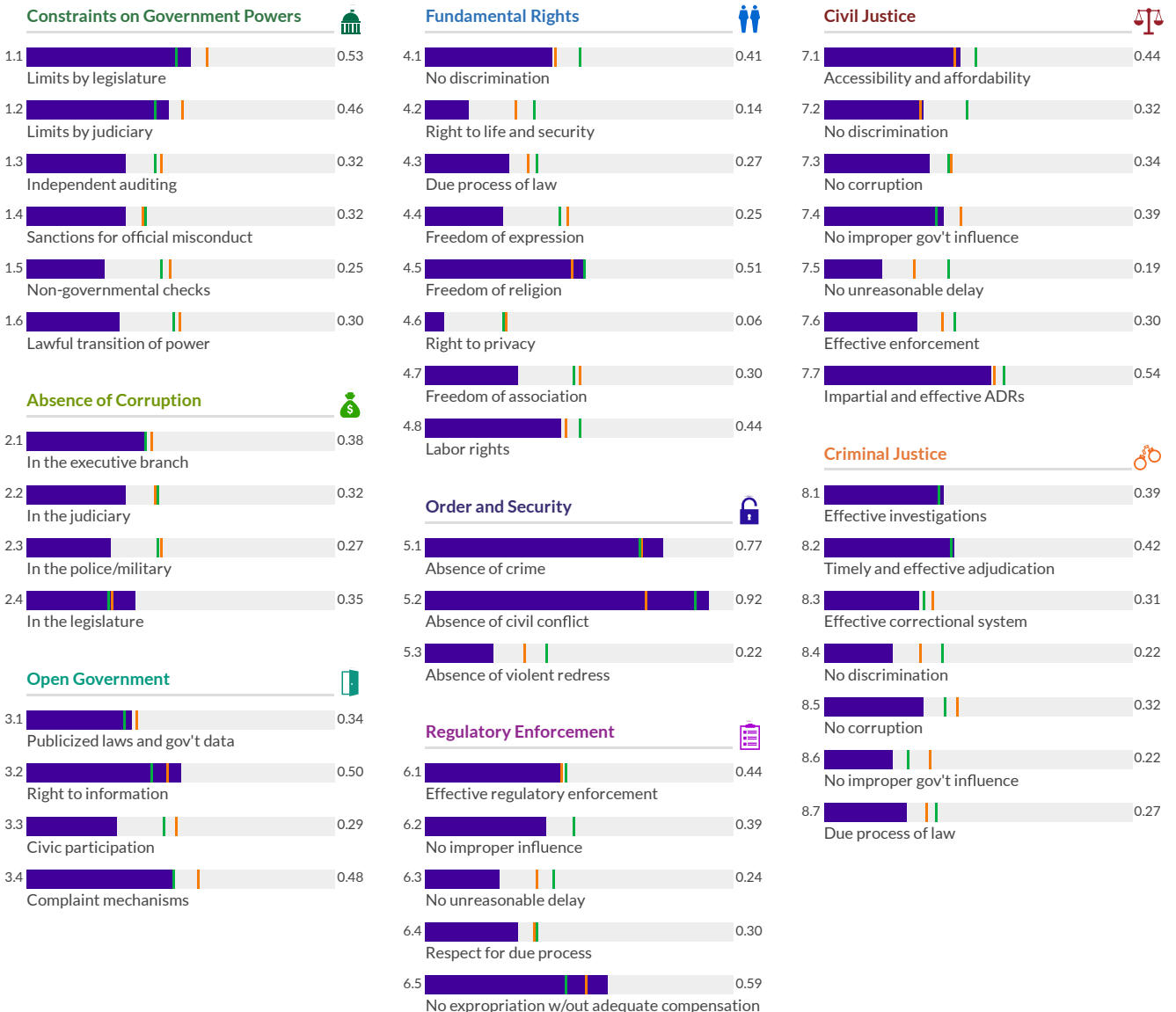
	Factor Score	Score Change	Regional Rank	Income Rank	Global Rank
Constraints on Government Powers	0.36	-0.01	5/6	28/38	121/142
Absence of Corruption	0.33	0.00	4/6	24/38	117/142
Open Government	0.40	0.00	5/6	19/38	107/142
Fundamental Rights	0.30	0.00	5/6	34/38	134/142
Order and Security	0.63	0.00	4/6	27/38	109/142
Regulatory Enforcement	0.39	0.01	4/6	28/38	124/142
Civil Justice	0.36	0.00	5/6	33/38	132/142
Criminal Justice	0.31	0.00	5/6	28/38	122/142



\* Indicates statistically significant change at the 10 percent level

Low Medium High

— Bangladesh — South Asia — Lower-Middle





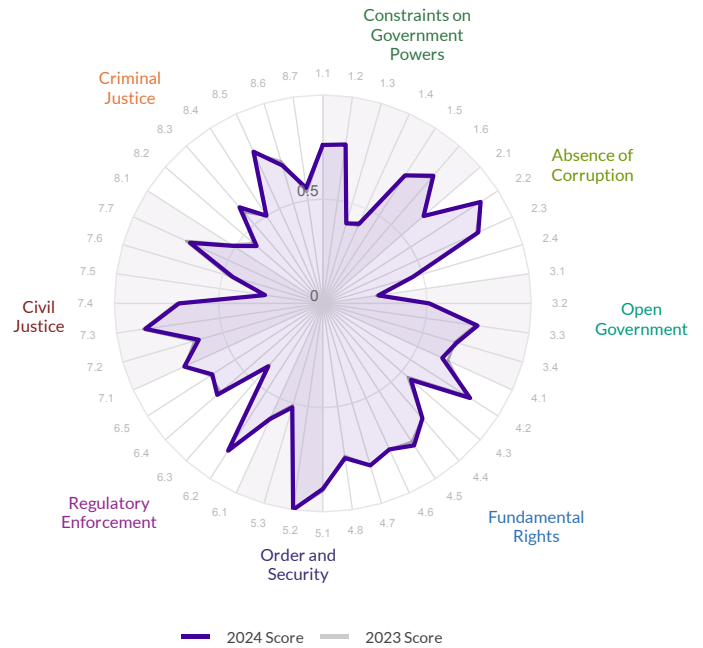
# Barbados

Region: Latin America and Caribbean  
Income Group: High

The scores range from 0 to 1, where 1 signifies the highest possible score and 0 signifies the lowest possible score.

Overall Score	Regional Rank	Income Rank	Global Rank
<b>0.66</b>	<b>3/32</b>	<b>34/47</b>	<b>35/142</b>
Score Change	Rank Change		
<b>0.00</b>	<b>0</b>		

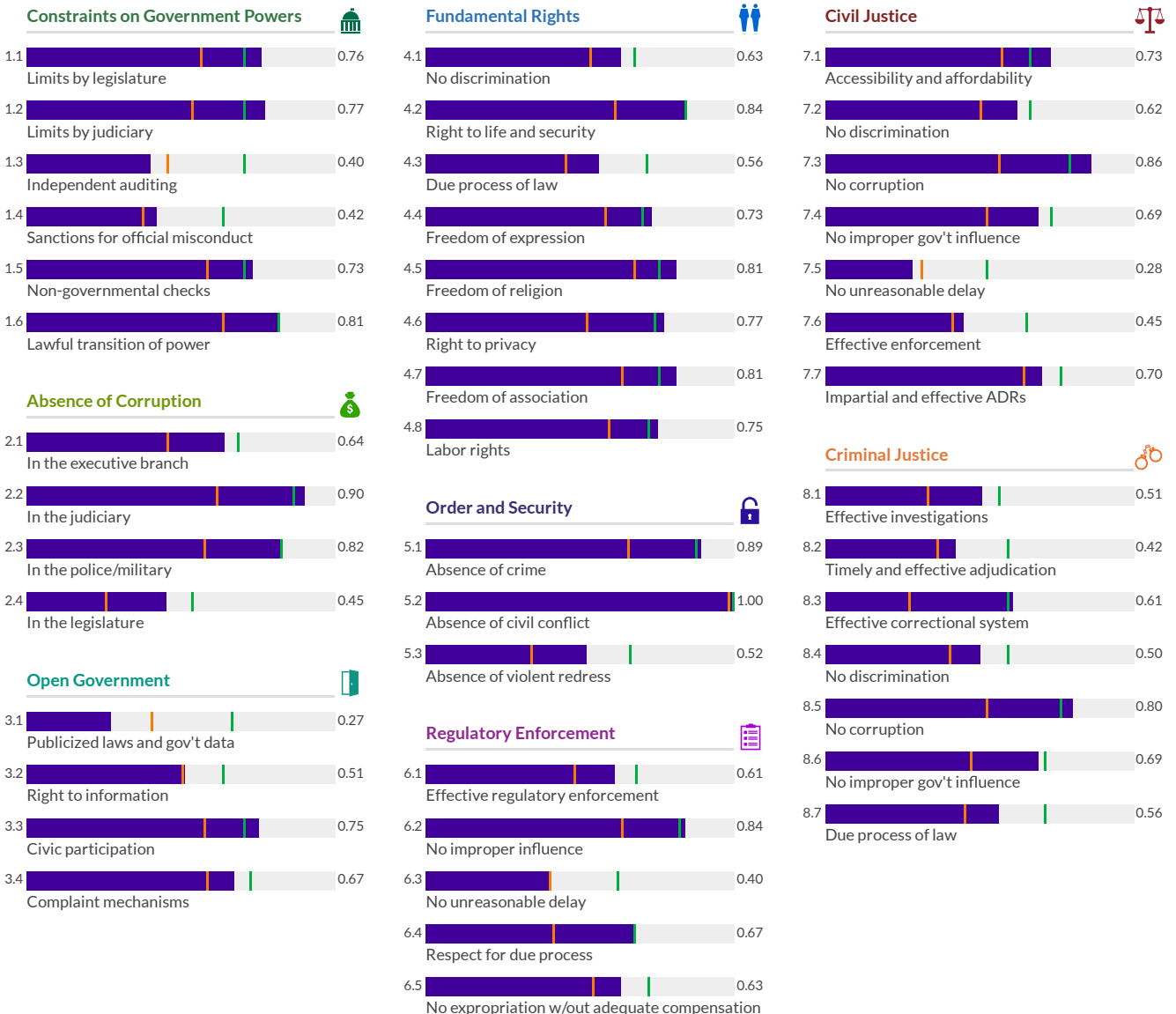
Factor	Score	Score Change	Regional Rank	Income Rank	Global Rank
Constraints on Government Powers	0.65	0.00	4/32	31/47	34/142
Absence of Corruption	0.70	0.00	2/32	27/47	27/142
Open Government	0.55	0.00	12/32	39/47	57/142
Fundamental Rights	0.74	0.00	3/32	26/47	27/142
Order and Security	0.80	0.00	1/32	34/47	41/142
Regulatory Enforcement	0.63	0.01	4/32	33/47	34/142
Civil Justice	0.62	-0.01	6/32	33/47	39/142
Criminal Justice	0.58	0.00	5/32	35/47	36/142



\* Indicates statistically significant change at the 10 percent level

Low Medium High

Barbados Latin America and Caribbean High



# Belarus

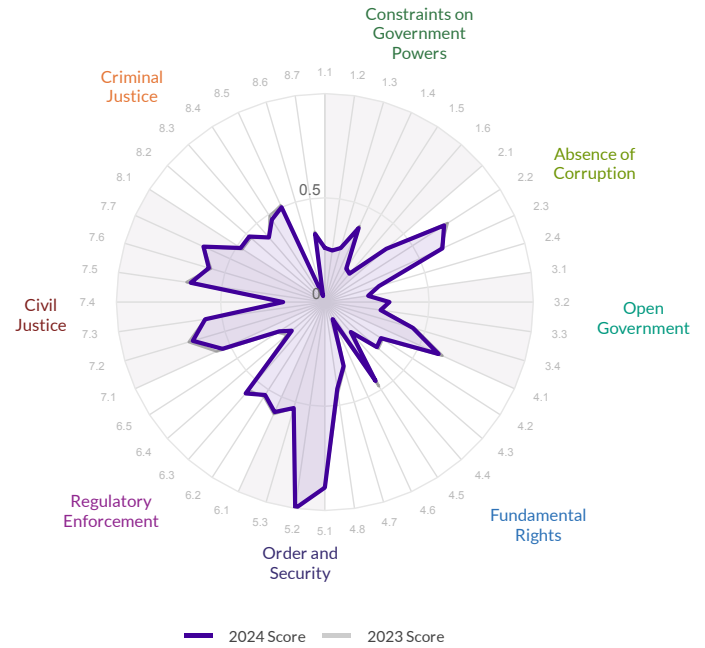
Region: Eastern Europe and Central Asia  
Income Group: Upper-Middle

The scores range from 0 to 1, where 1 signifies the highest possible score and 0 signifies the lowest possible score.

Overall Score	Regional Rank	Income Rank	Global Rank
0.45	13/15	34/41	105/142

Score Change	Rank Change
-0.01 ▼	-1 ▼

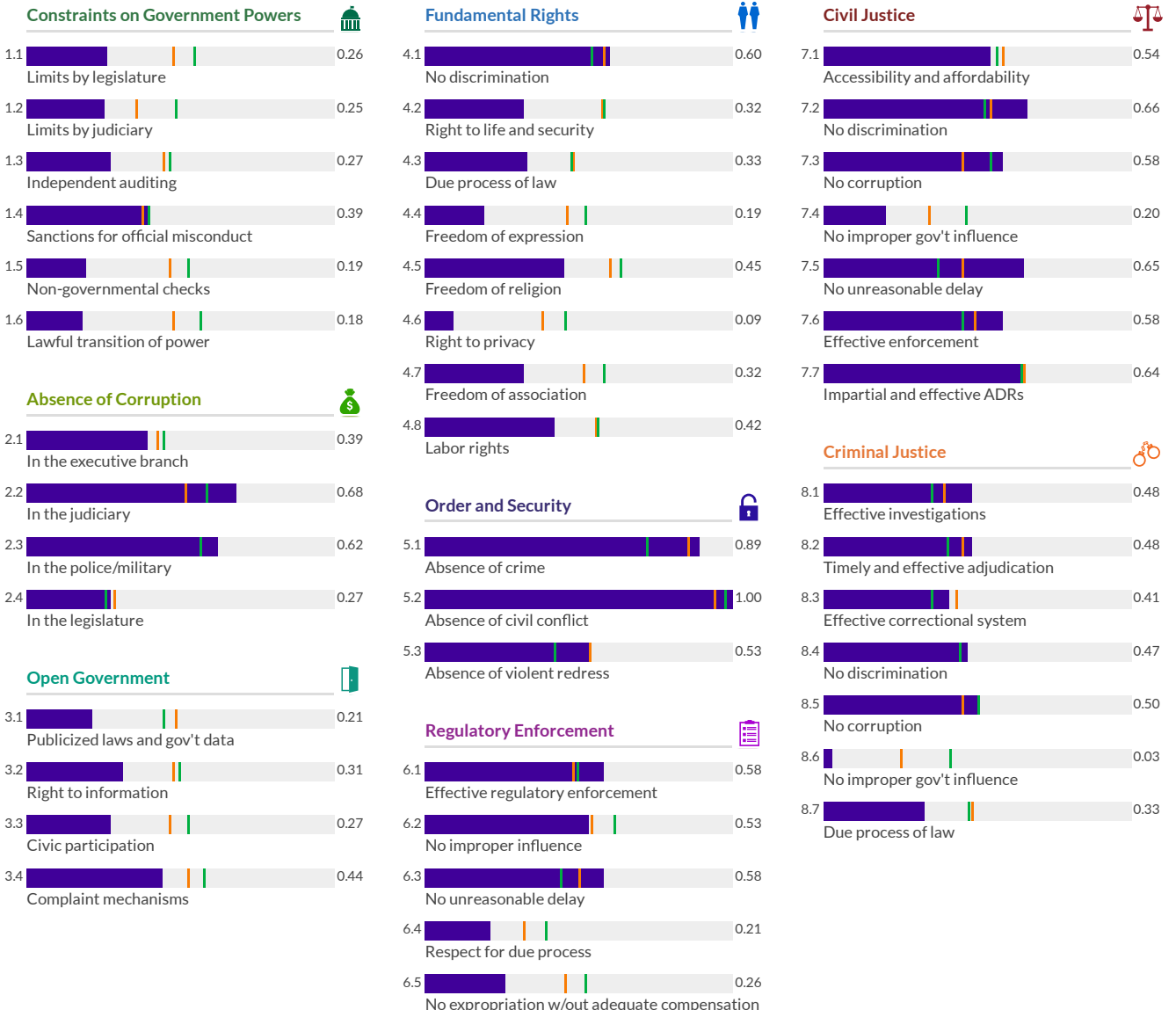
	Factor Score	Score Change	Regional Rank	Income Rank	Global Rank
Constraints on Government Powers	0.26	0.00	15/15	40/41	138/142
Absence of Corruption	0.49	0.00	3/15	14/41	61/142
Open Government	0.31	-0.01	15/15	40/41	134/142
Fundamental Rights	0.34	-0.01	14/15	38/41	129/142
Order and Security	0.81	0.00	5/15	4/41	39/142
Regulatory Enforcement	0.43	-0.01	11/15	36/41	108/142
Civil Justice	0.55	-0.01	2/15	14/41	62/142
Criminal Justice	0.39	0.00	9/15	26/41	88/142



\* Indicates statistically significant change at the 10 percent level

Low Medium High

Belarus Eastern Europe and Central Asia Upper-Middle



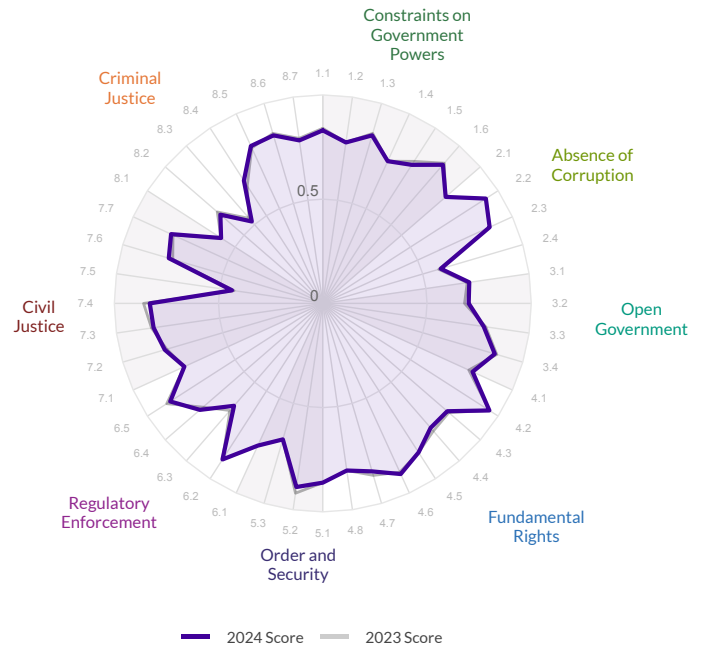
# Belgium

Region: EU, EFTA, and North America  
Income Group: High

The scores range from 0 to 1, where 1 signifies the highest possible score and 0 signifies the lowest possible score.

Overall Score	Regional Rank	Income Rank	Global Rank
<b>0.78</b>	<b>13/31</b>	<b>17/47</b>	<b>17/142</b>
Score Change	Rank Change		
<b>0.00</b>	<b>-1</b> ▼		

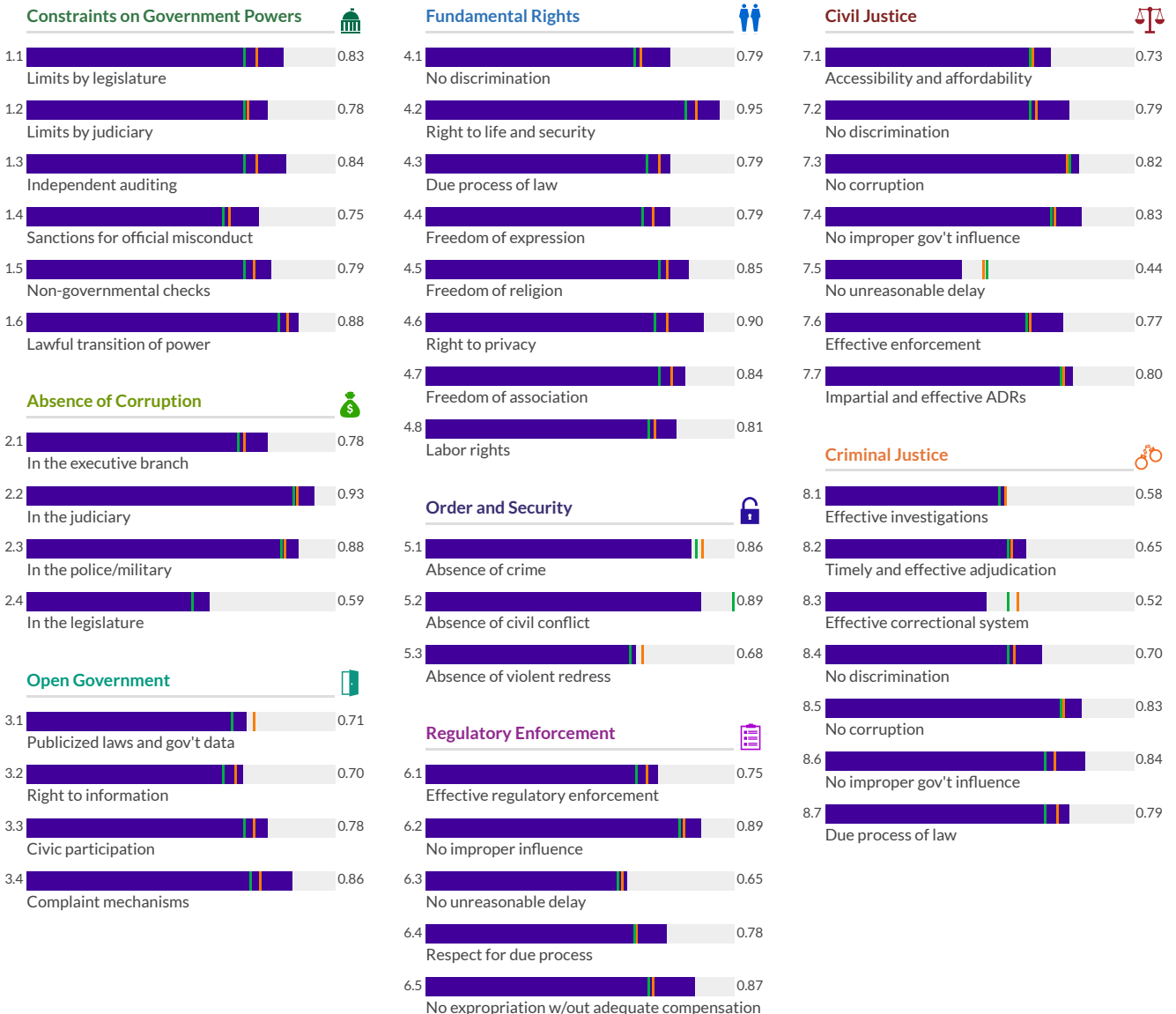
Factor	Score	Score Change	Regional Rank	Income Rank	Global Rank
Constraints on Government Powers	0.81	-0.01	13/31	15/47	15/142
Absence of Corruption	0.80	0.00	12/31	17/47	17/142
Open Government	0.76	0.00	12/31	14/47	14/142
Fundamental Rights	0.84	0.00	8/31	8/47	8/142
Order and Security	0.81	-0.01	25/31	33/47	38/142
Regulatory Enforcement	0.79	0.00	12/31	17/47	17/142
Civil Justice	0.74	0.00	10/31	15/47	15/142
Criminal Justice	0.70	0.00	14/31	19/47	19/142



\* Indicates statistically significant change at the 10 percent level

Low Medium High

Belgium EU, EFTA, and North America High



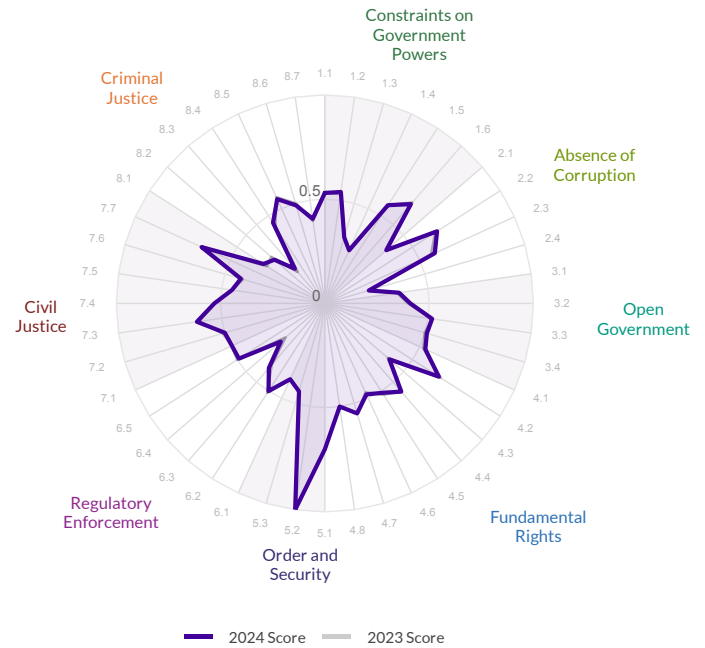
# Belize

Region: Latin America and Caribbean  
Income Group: Upper-Middle

The scores range from 0 to 1, where 1 signifies the highest possible score and 0 signifies the lowest possible score.

Overall Score	Regional Rank	Income Rank	Global Rank
<b>0.50</b>	<b>18/32</b>	<b>24/41</b>	<b>82/142</b>
Score Change	Rank Change		
<b>0.00</b>	<b>-2</b> ▼		

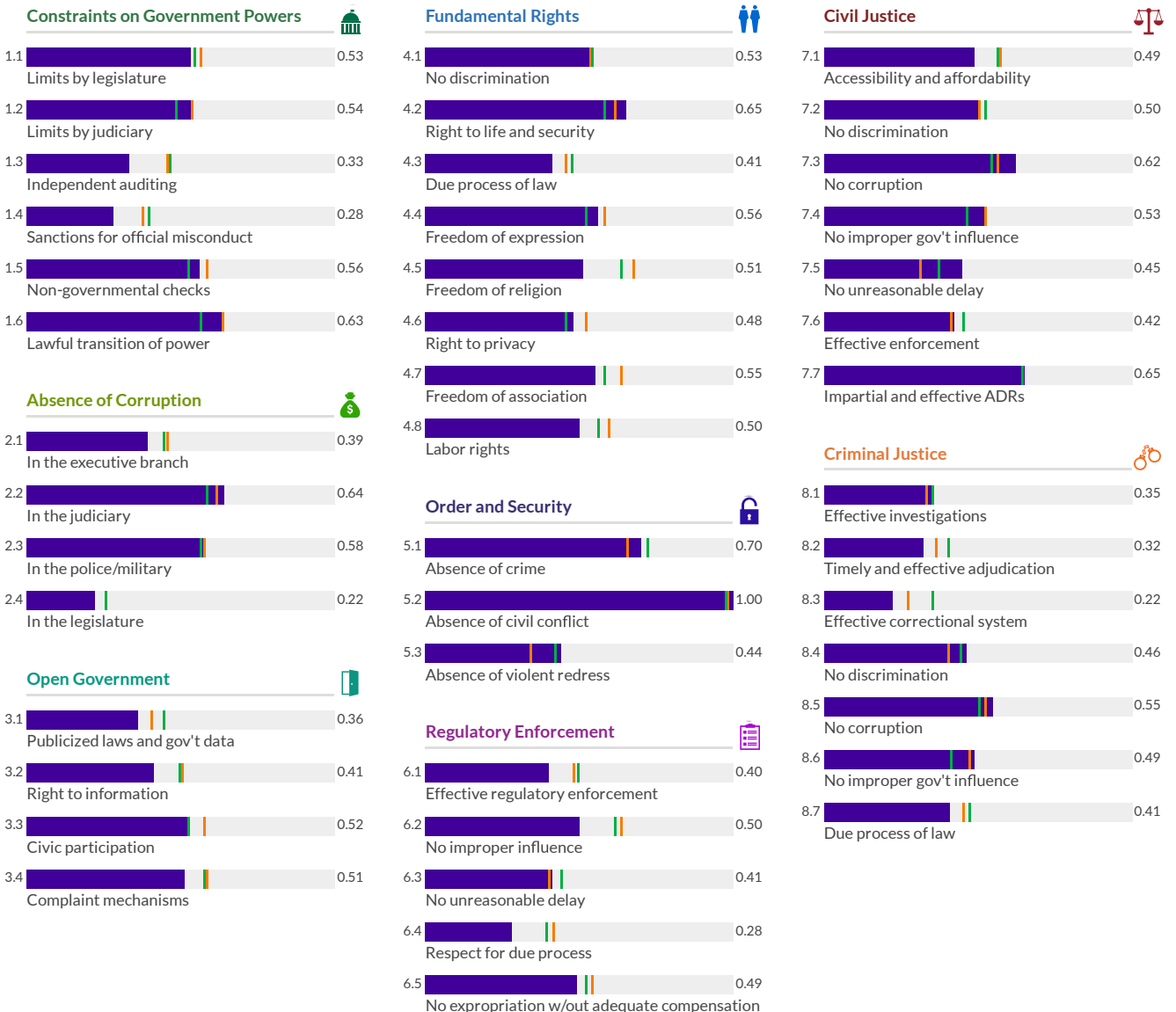
	Factor Score	Score Change	Regional Rank	Income Rank	Global Rank
<b>Constraints on Government Powers</b>	0.48	0.00	25/32	27/41	91/142
<b>Absence of Corruption</b>	0.45	0.00	15/32	21/41	73/142
<b>Open Government</b>	0.45	0.01	25/32	31/41	90/142
<b>Fundamental Rights</b>	0.52	0.00	21/32	25/41	76/142
<b>Order and Security</b>	0.71	0.00	9/32	22/41	75/142
<b>Regulatory Enforcement</b>	0.42	0.00	26/32	38/41	115/142
<b>Civil Justice</b>	0.52	0.00	15/32	19/41	71/142
<b>Criminal Justice</b>	0.40	0.01	14/32	23/41	83/142



\* Indicates statistically significant change at the 10 percent level

Low Medium High

— Belize — Latin America and Caribbean — Upper-Middle



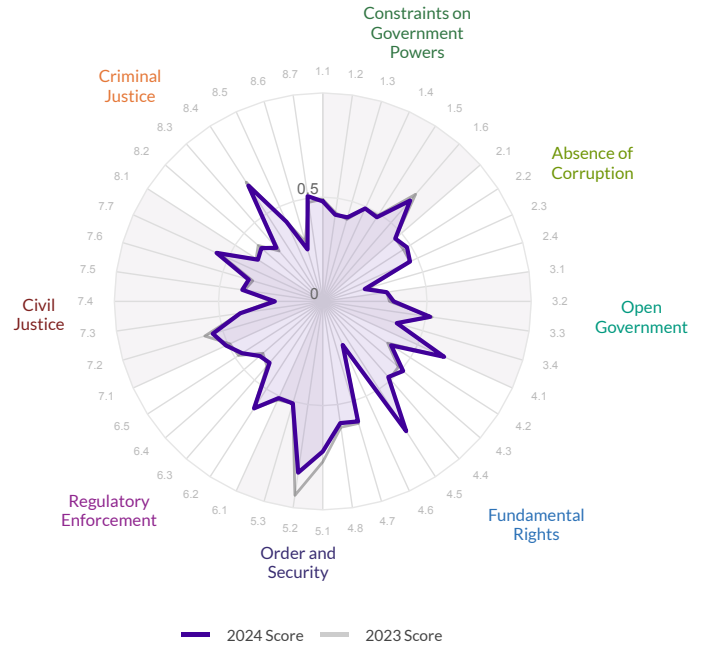
# Benin

Region: Sub-Saharan Africa  
Income Group: Lower-Middle

The scores range from 0 to 1, where 1 signifies the highest possible score and 0 signifies the lowest possible score.

Overall Score	Regional Rank	Income Rank	Global Rank
<b>0.48</b>	<b>10/34</b>	<b>14/38</b>	<b>93/142</b>
Score Change	Rank Change		
<b>-0.01</b>	<b>-3</b>		

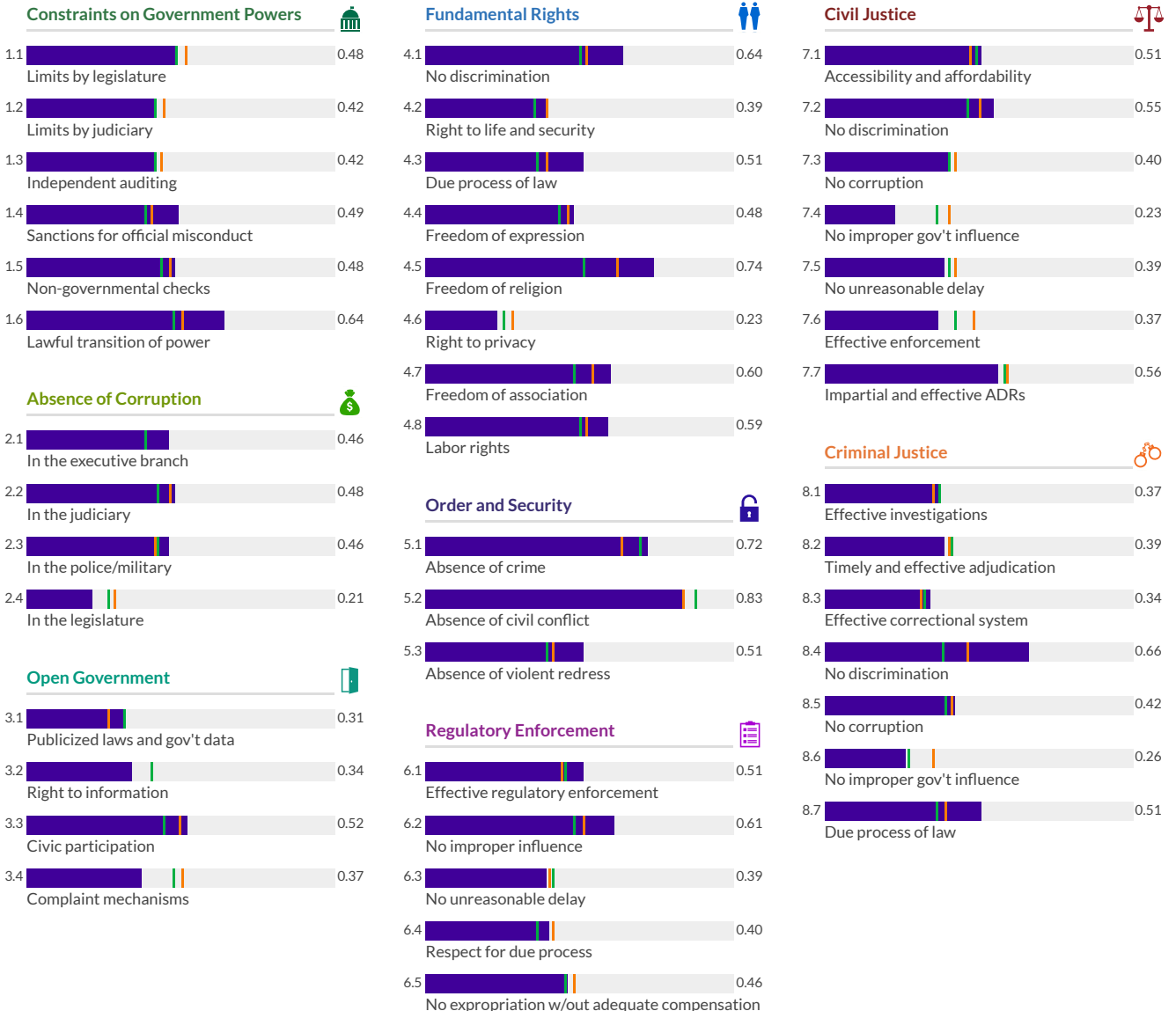
	Factor Score	Score Change	Regional Rank	Income Rank	Global Rank
<b>Constraints on Government Powers</b>	0.49	-0.01	13/34	10/38	86/142
<b>Absence of Corruption</b>	0.40	0.00	14/34	16/38	99/142
<b>Open Government</b>	0.39	0.00	17/34	23/38	112/142
<b>Fundamental Rights</b>	0.52	0.00	9/34	5/38	77/142
<b>Order and Security</b>	0.69	-0.05	12/34	15/38	90/142
<b>Regulatory Enforcement</b>	0.47	0.00	10/34	12/38	81/142
<b>Civil Justice</b>	0.43	0.00	21/34	25/38	112/142
<b>Criminal Justice</b>	0.42	0.00	10/34	8/38	76/142



\* Indicates statistically significant change at the 10 percent level

Low Medium High

Benin Sub-Saharan Africa Lower-Middle



# Bolivia

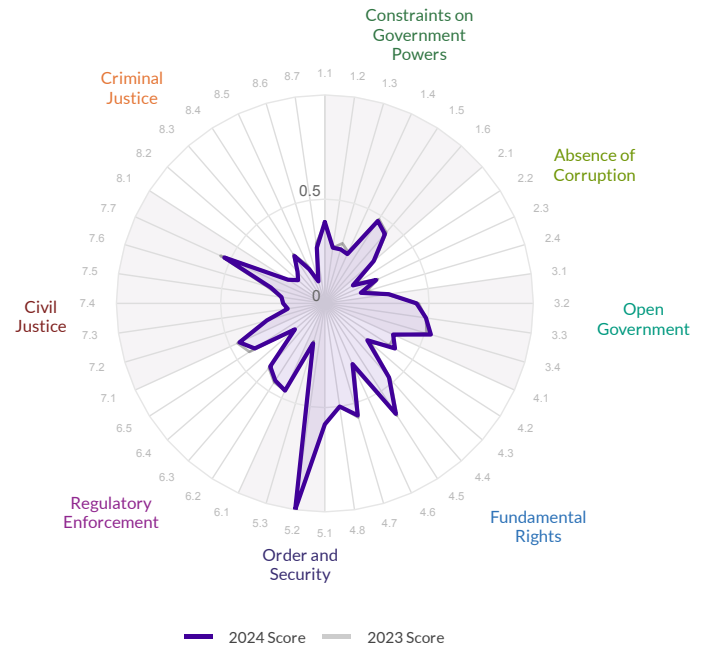
Region: Latin America and Caribbean  
Income Group: Lower-Middle

The scores range from 0 to 1, where 1 signifies the highest possible score and 0 signifies the lowest possible score.

Overall Score	Regional Rank	Income Rank	Global Rank
0.37	29/32	31/38	131/142

Score Change	Rank Change
-0.01 ▾	0

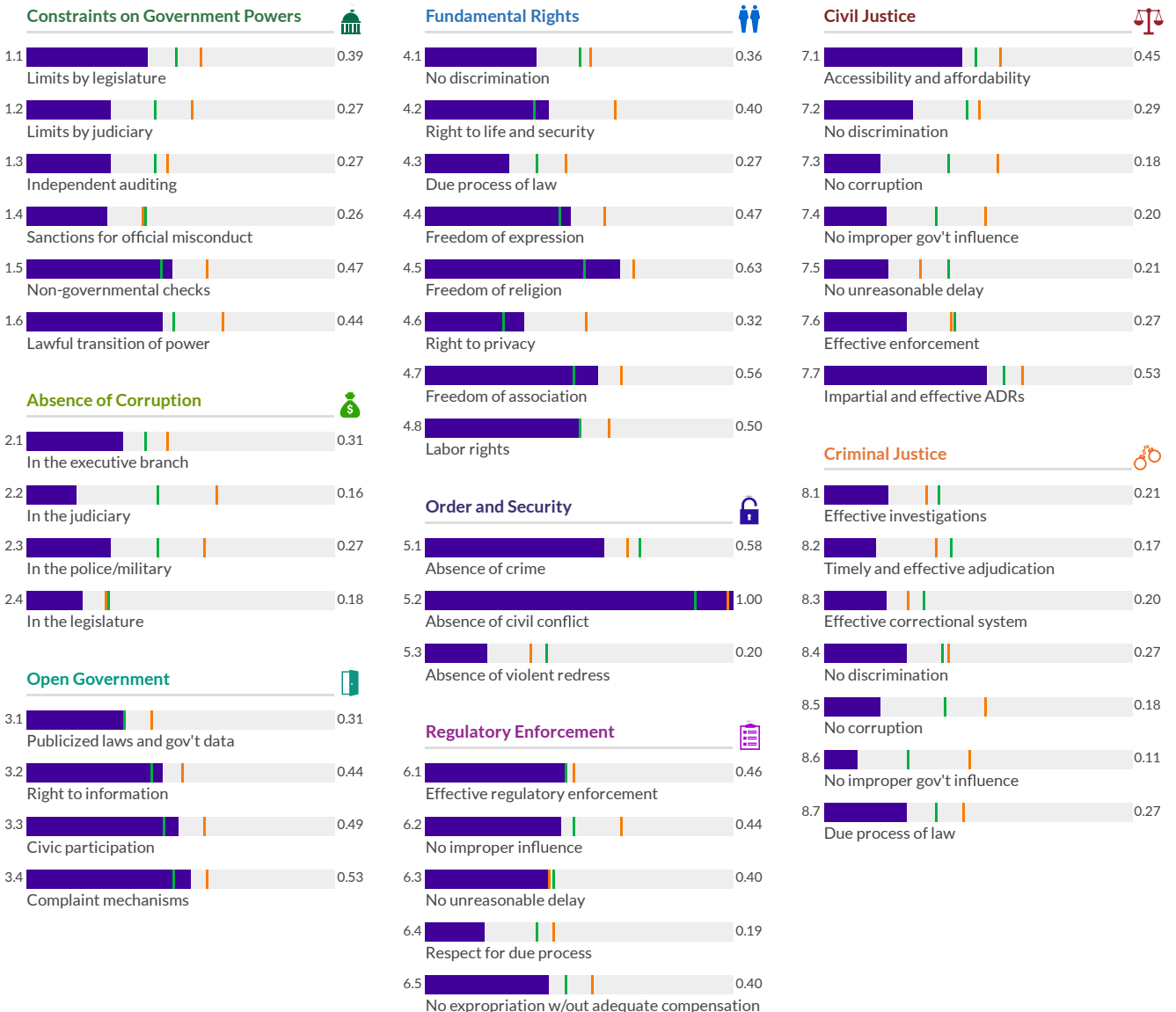
	Factor Score	Score Change	Regional Rank	Income Rank	Global Rank
Constraints on Government Powers	0.35	-0.01	30/32	31/38	125/142
Absence of Corruption	0.23	-0.02	32/32	38/38	141/142
Open Government	0.44	0.00	27/32	13/38	96/142
Fundamental Rights	0.44	0.00	28/32	19/38	110/142
Order and Security	0.60	0.00	26/32	32/38	123/142
Regulatory Enforcement	0.38	-0.01	29/32	31/38	129/142
Civil Justice	0.30	-0.01	30/32	36/38	139/142
Criminal Justice	0.20	-0.01	31/32	38/38	141/142



\* Indicates statistically significant change at the 10 percent level

Low Medium High

— Bolivia — Latin America and Caribbean — Lower-Middle



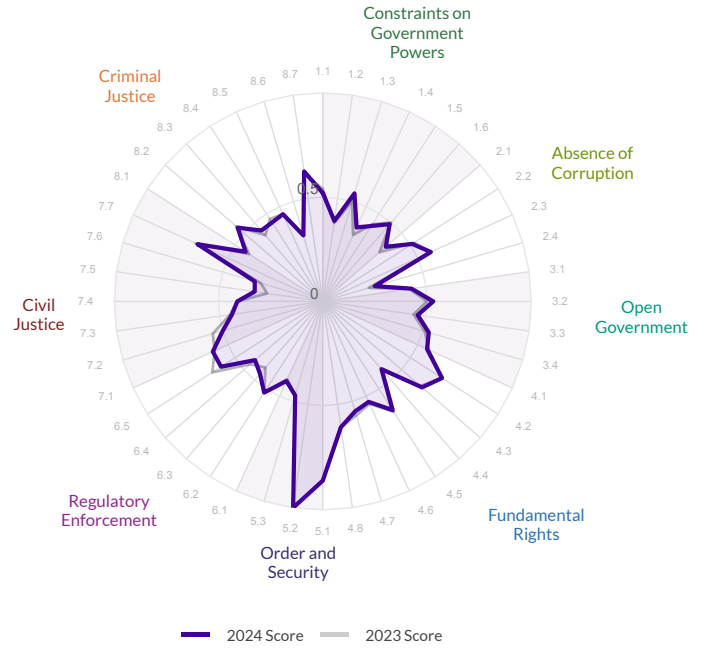
# Bosnia and Herzegovina

Region: Eastern Europe and Central Asia  
Income Group: Upper-Middle

The scores range from 0 to 1, where 1 signifies the highest possible score and 0 signifies the lowest possible score.

Overall Score	Regional Rank	Income Rank	Global Rank
<b>0.52</b>	<b>7/15</b>	<b>21/41</b>	<b>71/142</b>
Score Change	Rank Change		
<b>0.01▲</b>	<b>4▲</b>		

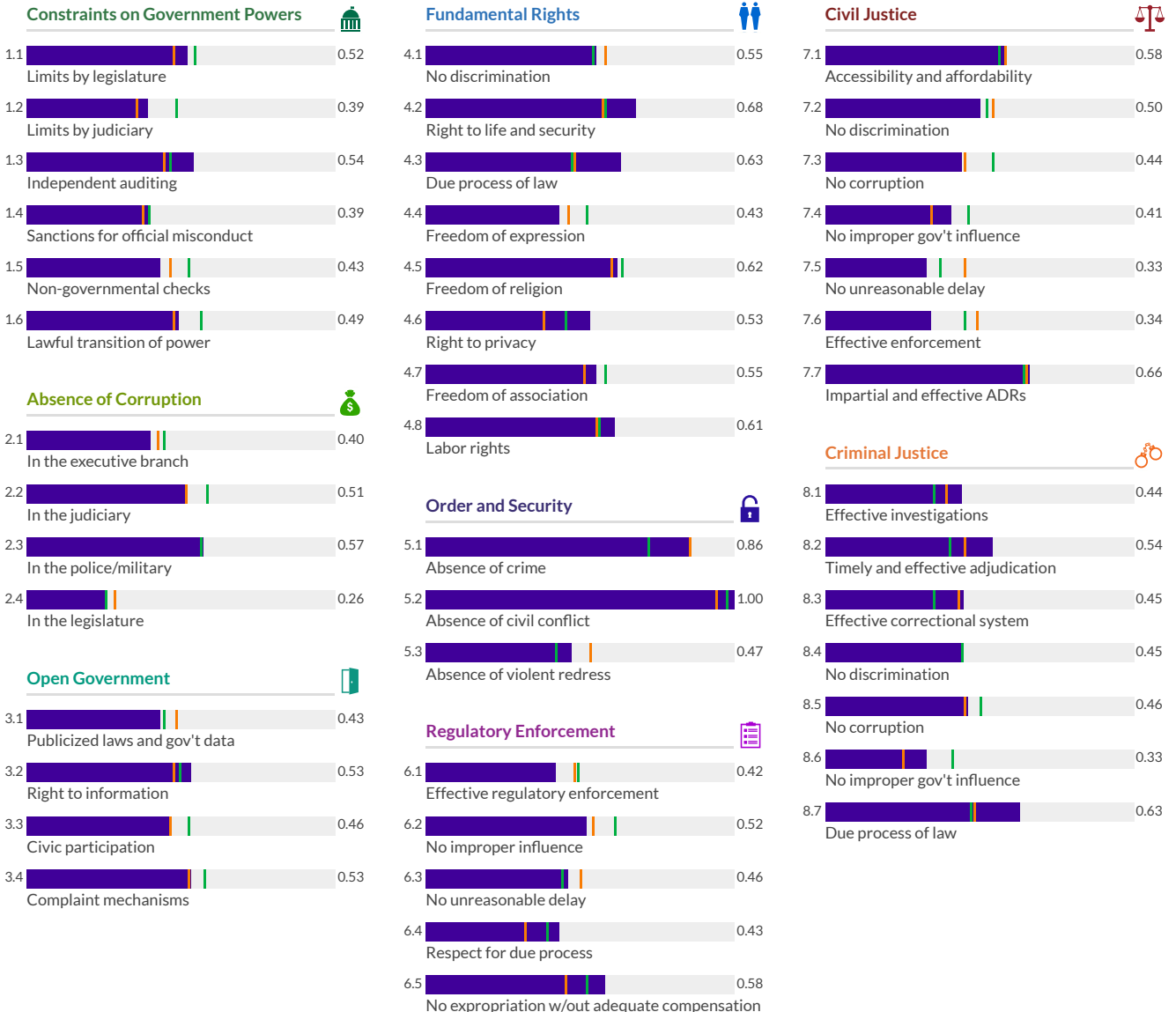
	Factor Score	Score Change	Regional Rank	Income Rank	Global Rank
Constraints on Government Powers	0.46	0.01	7/15	29/41	100/142
Absence of Corruption	0.44	0.02	9/15	26/41	80/142
Open Government	0.49	0.02	8/15	24/41	74/142
Fundamental Rights	0.58	0.00	7/15	20/41	65/142
Order and Security	0.77	0.00	9/15	12/41	53/142
Regulatory Enforcement	0.48	0.00	3/15	20/41	77/142
Civil Justice	0.46	0.00	13/15	30/41	95/142
Criminal Justice	0.47	0.00	3/15	15/41	61/142



\* Indicates statistically significant change at the 10 percent level

Low Medium High

— Bosnia and Herzegovina — Eastern Europe and Central Asia — Upper-Middle



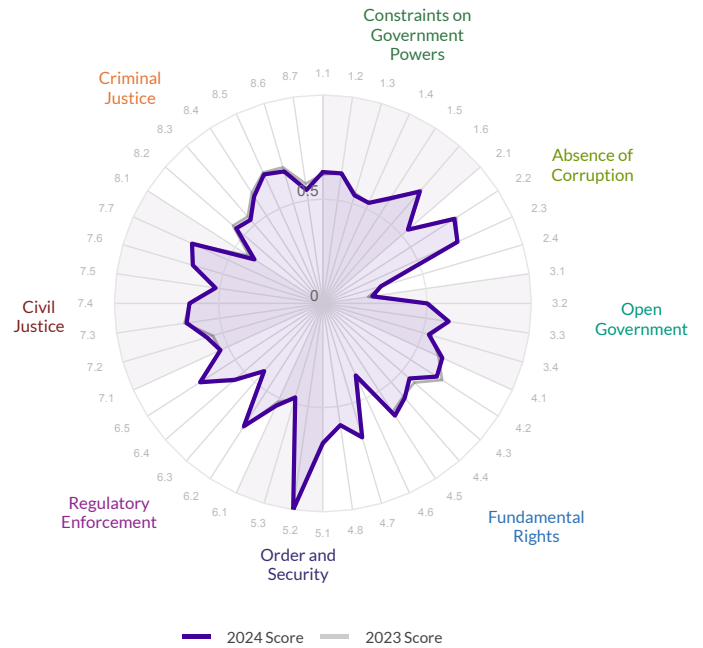
# Botswana

Region: Sub-Saharan Africa  
Income Group: Upper-Middle

The scores range from 0 to 1, where 1 signifies the highest possible score and 0 signifies the lowest possible score.

Overall Score	Regional Rank	Income Rank	Global Rank
<b>0.59</b>	<b>4/34</b>	<b>8/41</b>	<b>51/142</b>
Score Change	Rank Change		
<b>0.00</b>	<b>0</b>		

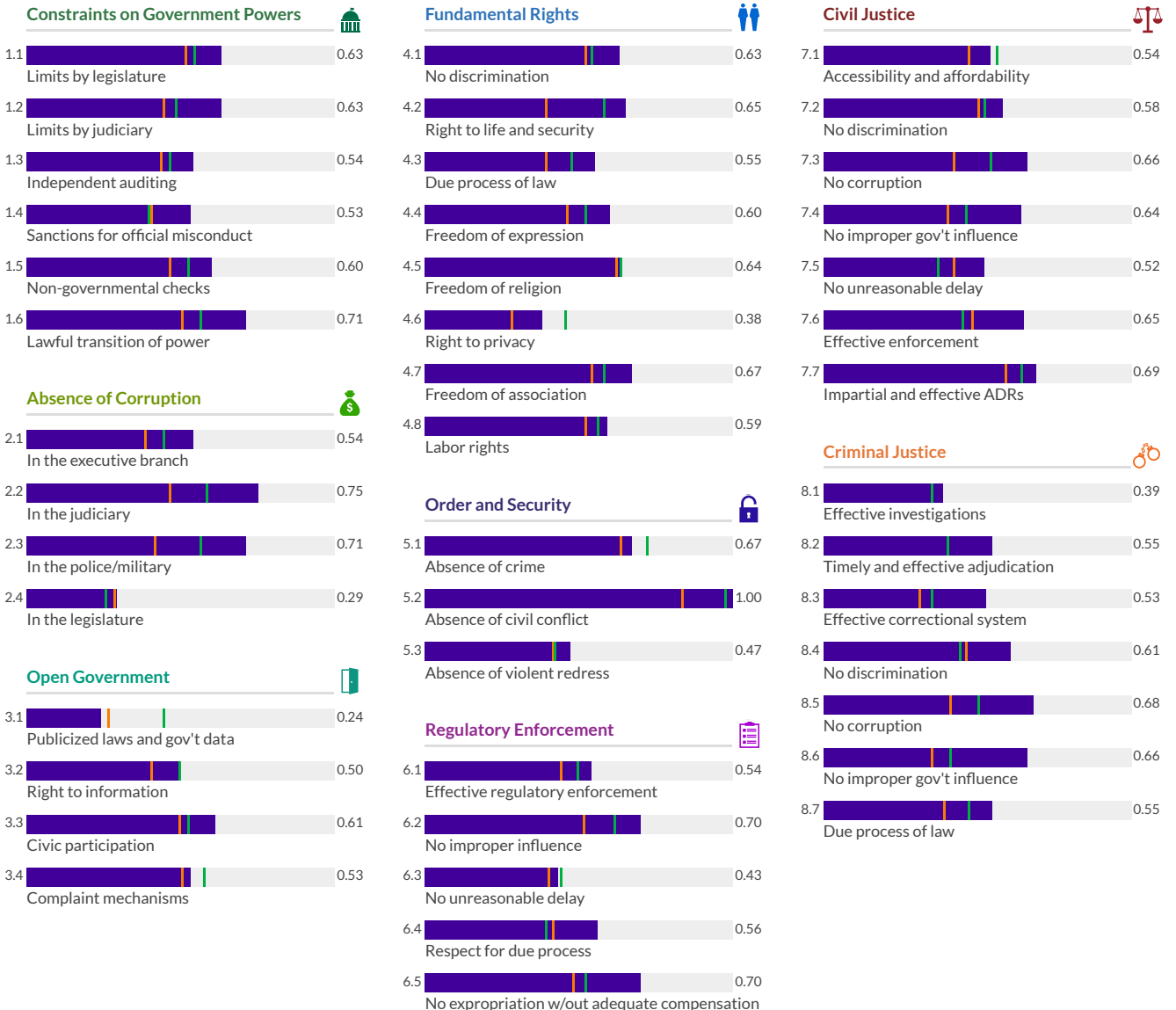
	Factor Score	Score Change	Regional Rank	Income Rank	Global Rank
Constraints on Government Powers	0.61	0.00	5/34	6/41	44/142
Absence of Corruption	0.57	0.00	3/34	9/41	50/142
Open Government	0.47	0.00	7/34	29/41	80/142
Fundamental Rights	0.59	0.00	5/34	18/41	61/142
Order and Security	0.71	-0.01	7/34	23/41	77/142
Regulatory Enforcement	0.59	0.00	3/34	4/41	44/142
Civil Justice	0.61	0.00	4/34	7/41	44/142
Criminal Justice	0.57	-0.02	1/34	3/41	40/142



\* Indicates statistically significant change at the 10 percent level

Low Medium High

Botswana Sub-Saharan Africa Upper-Middle





# Brazil

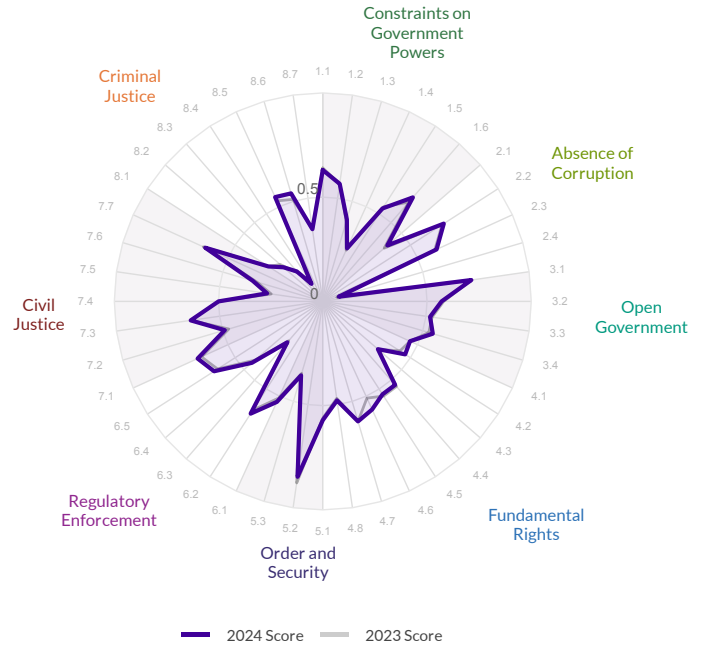
Region: Latin America and Caribbean  
Income Group: Upper-Middle

The scores range from 0 to 1, where 1 signifies the highest possible score and 0 signifies the lowest possible score.

Overall Score	Regional Rank	Income Rank	Global Rank
0.50	17/32	23/41	80/142

Score Change	Rank Change
0.01 ▲	3 ▲

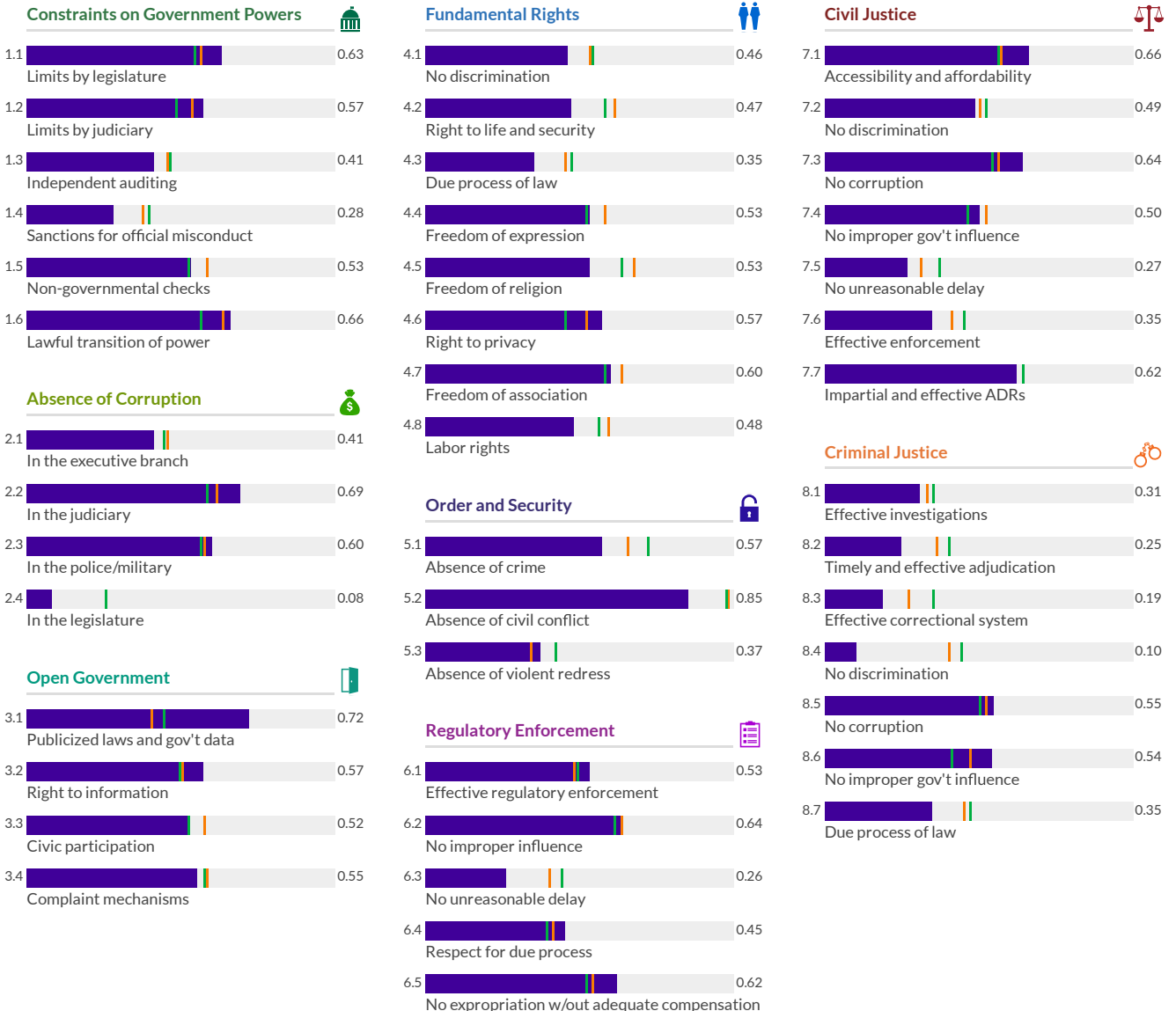
	Factor Score	Score Change	Regional Rank	Income Rank	Global Rank
Constraints on Government Powers	0.51	0.01	18/32	20/41	74/142
Absence of Corruption	0.45	0.01	17/32	23/41	77/142
Open Government	0.59	0.00	6/32	6/41	43/142
Fundamental Rights	0.50	0.01	25/32	29/41	85/142
Order and Security	0.60	0.00	25/32	36/41	122/142
Regulatory Enforcement	0.50	0.02	15/32	18/41	68/142
Civil Justice	0.51	0.01	17/32	21/41	77/142
Criminal Justice	0.33	0.00	20/32	32/41	113/142



\* Indicates statistically significant change at the 10 percent level

Low Medium High

— Brazil — Latin America and Caribbean — Upper-Middle



# Bulgaria

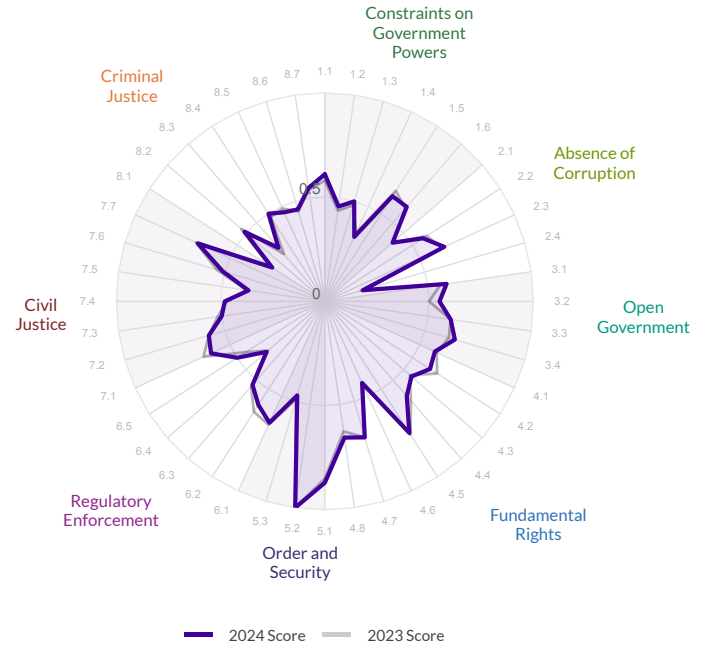
Region: EU, EFTA, and North America  
Income Group: Upper-Middle

The scores range from 0 to 1, where 1 signifies the highest possible score and 0 signifies the lowest possible score.

Overall Score	Regional Rank	Income Rank	Global Rank
<b>0.56</b>	<b>30/31</b>	<b>15/41</b>	<b>59/142</b>

Score Change	Rank Change
<b>0.00</b>	<b>0</b>

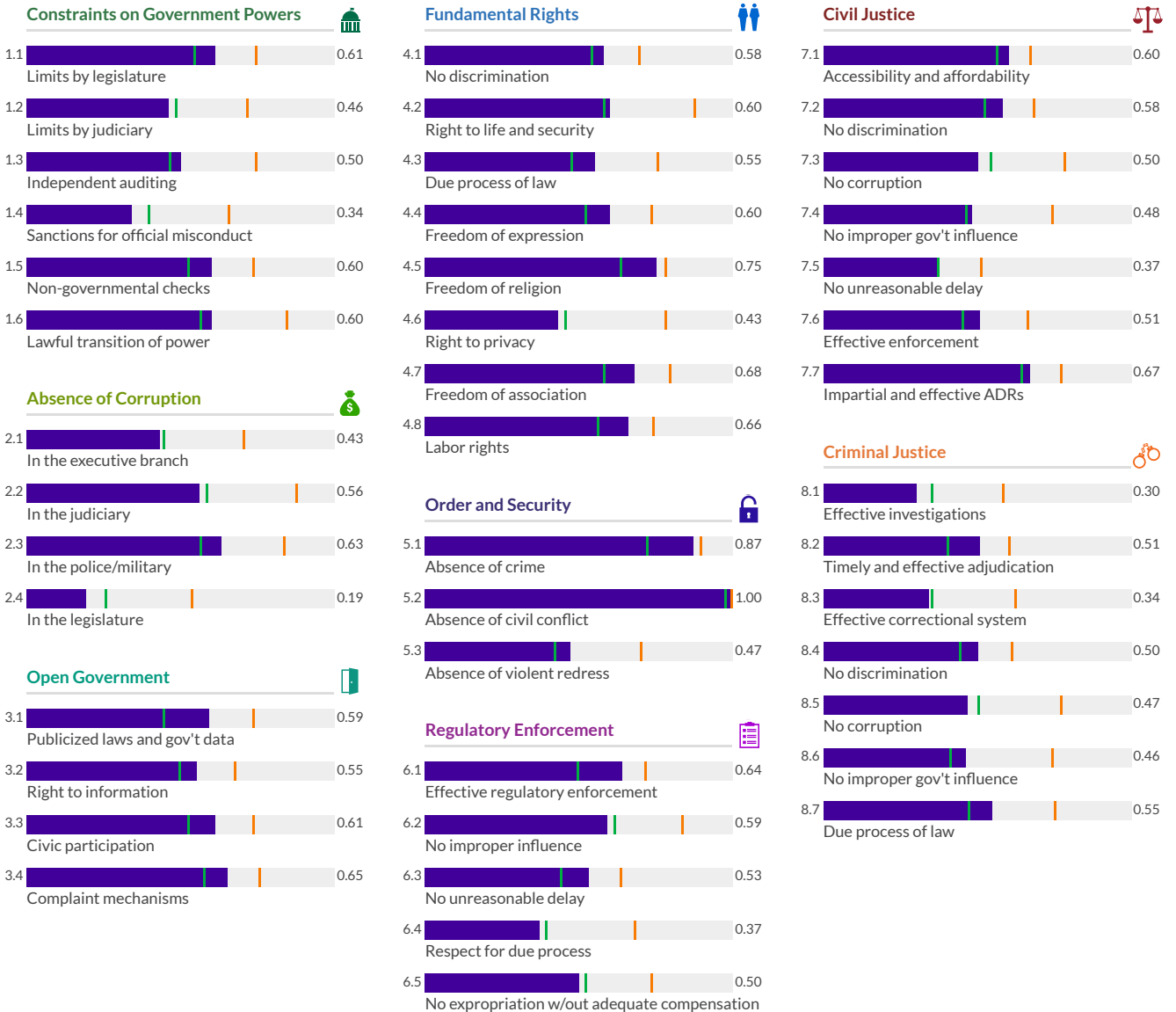
Factor	Score	Score Change	Regional Rank	Income Rank	Global Rank
Constraints on Government Powers	0.52	0.01	30/31	18/41	71/142
Absence of Corruption	0.45	0.00	31/31	22/41	74/142
Open Government	0.60	<b>0.03*</b>	28/31	5/41	40/142
Fundamental Rights	0.61	-0.01	30/31	14/41	55/142
Order and Security	0.78	0.00	29/31	11/41	52/142
Regulatory Enforcement	0.53	0.00	30/31	14/41	59/142
Civil Justice	0.53	-0.01	30/31	17/41	69/142
Criminal Justice	0.45	0.00	31/31	18/41	71/142



\* Indicates statistically significant change at the 10 percent level

Low Medium High

Legend: Bulgaria (dark purple), EU, EFTA, and North America (orange), Upper-Middle (green)



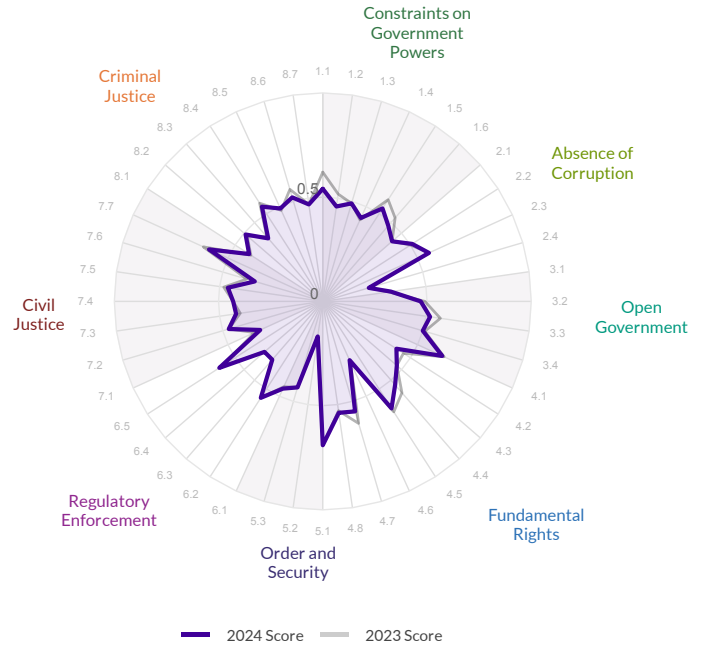
# Burkina Faso

Region: Sub-Saharan Africa  
Income Group: Low

The scores range from 0 to 1, where 1 signifies the highest possible score and 0 signifies the lowest possible score.

Overall Score	Regional Rank	Income Rank	Global Rank
0.46	12/34	4/16	98/142
Score Change	Rank Change		
-0.01 ▾	-3 ▾		

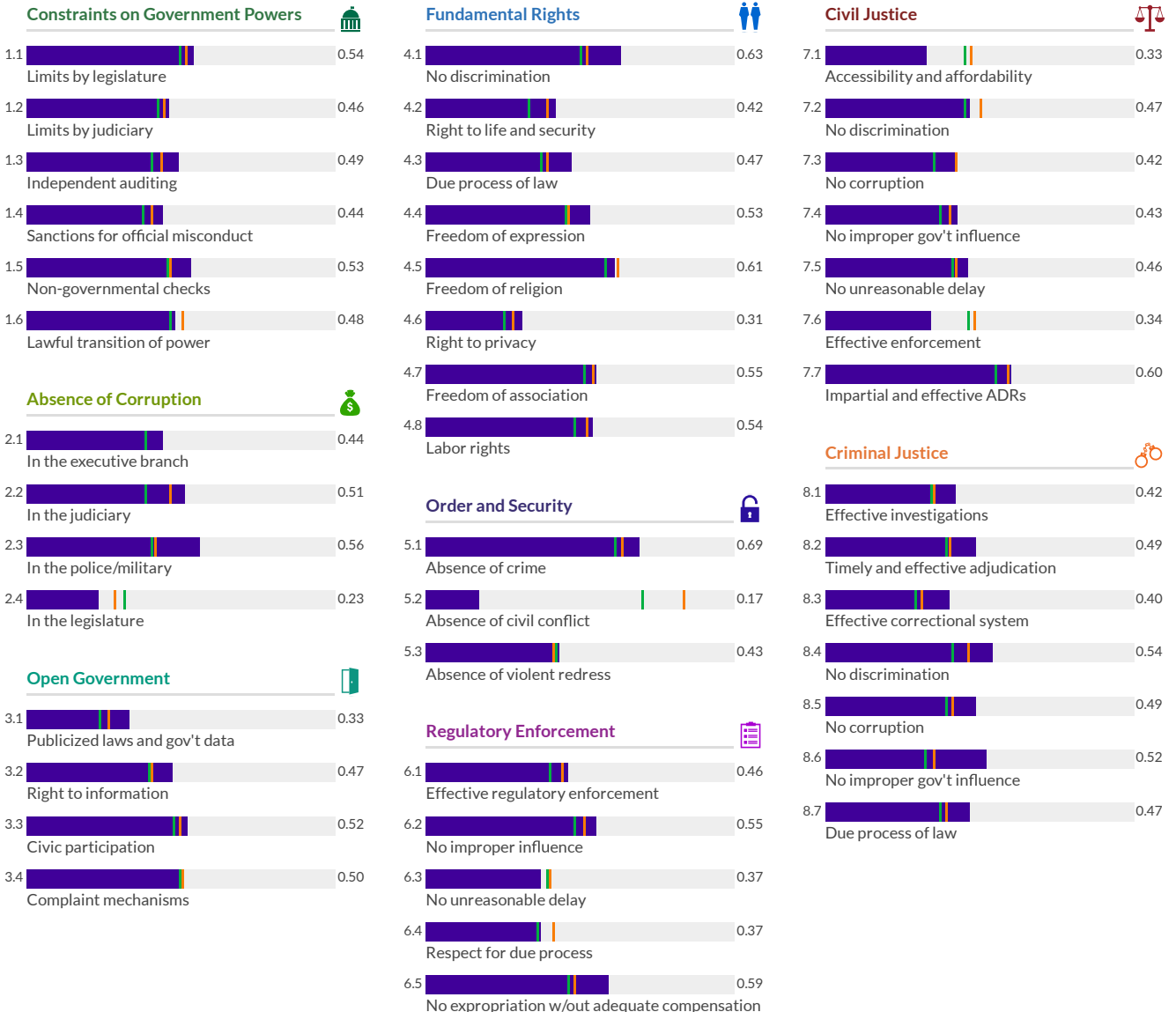
Factor	Score	Score Change	Regional Rank	Income Rank	Global Rank
Constraints on Government Powers	0.49	-0.04*	12/34	5/16	84/142
Absence of Corruption	0.43	0.00	9/34	3/16	82/142
Open Government	0.45	-0.02*	9/34	3/16	87/142
Fundamental Rights	0.51	-0.02	12/34	5/16	82/142
Order and Security	0.43	0.00	32/34	14/16	138/142
Regulatory Enforcement	0.47	0.00	11/34	3/16	85/142
Civil Justice	0.44	-0.02	20/34	6/16	111/142
Criminal Justice	0.48	-0.01	6/34	2/16	59/142



\* Indicates statistically significant change at the 10 percent level

Low Medium High

Burkina Faso Sub-Saharan Africa Low



# Cambodia

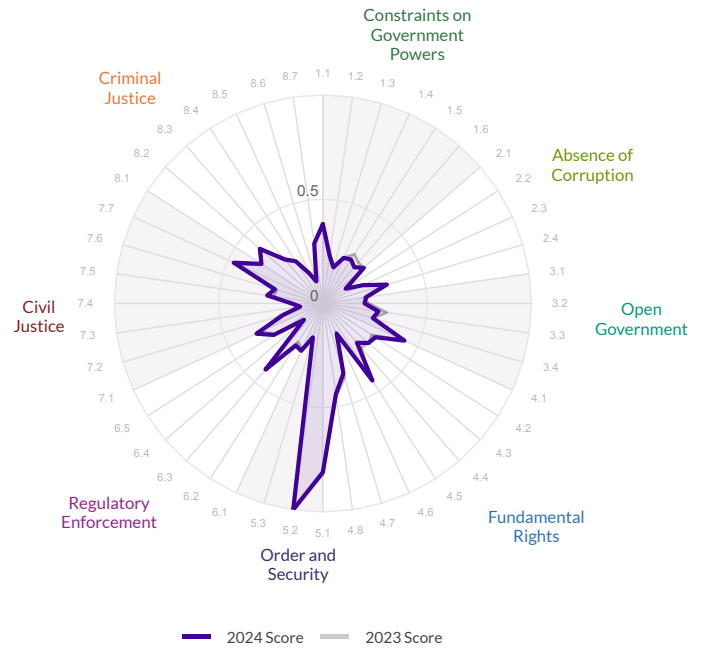
Region: East Asia and Pacific  
Income Group: Lower-Middle

The scores range from 0 to 1, where 1 signifies the highest possible score and 0 signifies the lowest possible score.

Overall Score	Regional Rank	Income Rank	Global Rank
0.31	15/15	38/38	141/142

Score Change	Rank Change
0.00	0

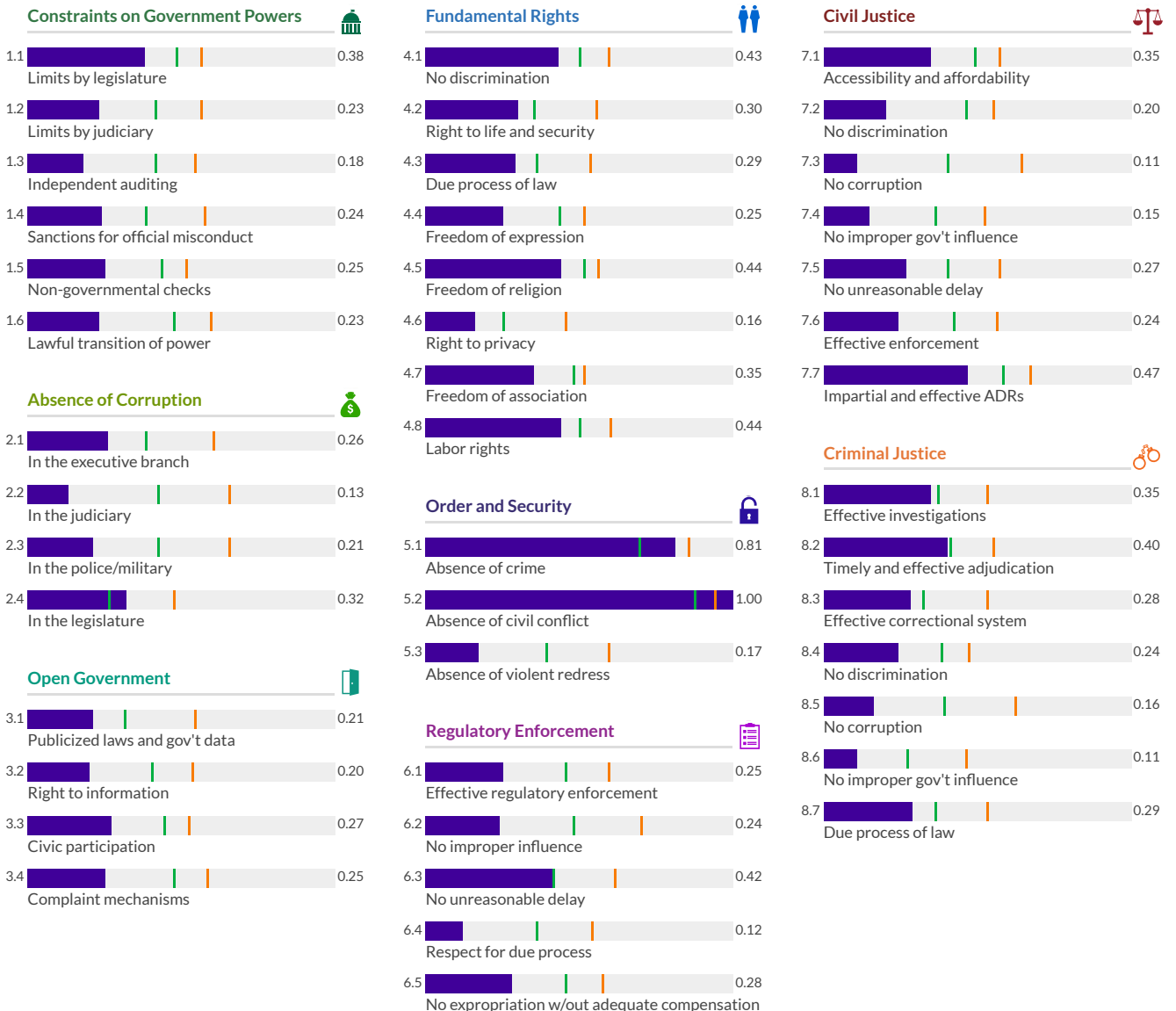
	Factor Score	Score Change	Regional Rank	Income Rank	Global Rank
Constraints on Government Powers	0.25	-0.01	15/15	36/38	139/142
Absence of Corruption	0.23	0.00	15/15	37/38	140/142
Open Government	0.23	-0.01	15/15	38/38	142/142
Fundamental Rights	0.33	0.00	13/15	33/38	131/142
Order and Security	0.66	0.00	14/15	22/38	100/142
Regulatory Enforcement	0.26	0.00	15/15	38/38	141/142
Civil Justice	0.26	0.01	15/15	38/38	141/142
Criminal Justice	0.26	0.00	14/15	33/38	133/142



\* Indicates statistically significant change at the 10 percent level

Low Medium High

Cambodia East Asia and Pacific Lower-Middle



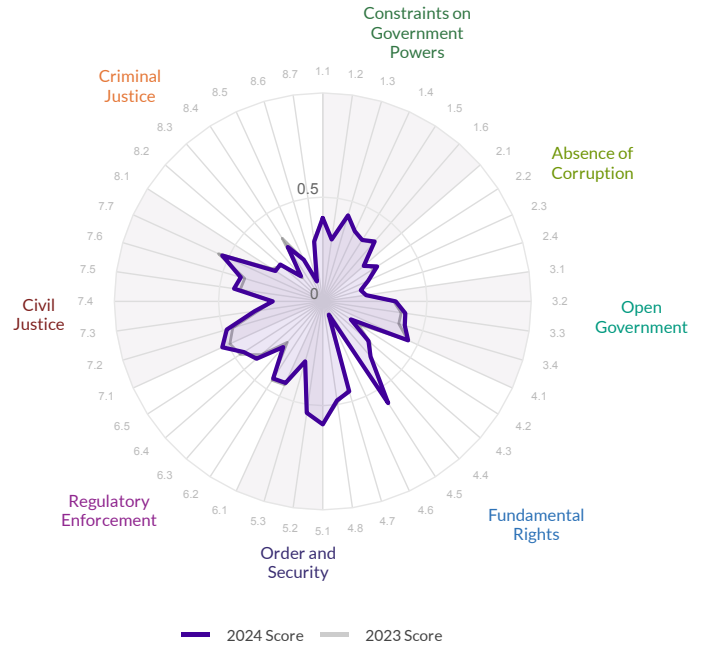
# Cameroon

Region: Sub-Saharan Africa  
Income Group: Lower-Middle

The scores range from 0 to 1, where 1 signifies the highest possible score and 0 signifies the lowest possible score.

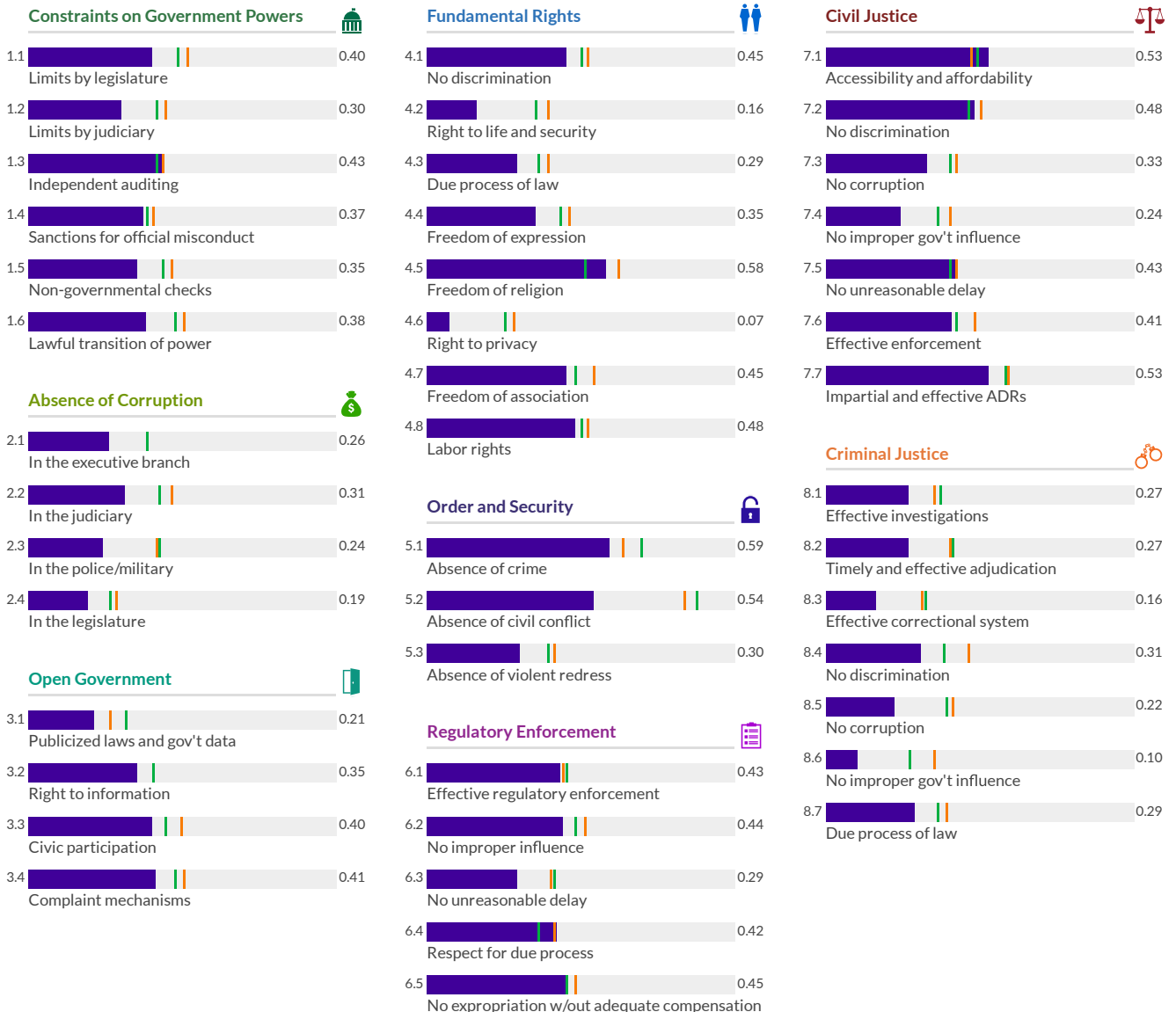
Overall Score	Regional Rank	Income Rank	Global Rank
0.36	32/34	33/38	133/142
Score Change	Rank Change		
0.00	1 ▲		

	Factor Score	Score Change	Regional Rank	Income Rank	Global Rank
Constraints on Government Powers	0.37	0.00	25/34	25/38	115/142
Absence of Corruption	0.25	0.00	32/34	35/38	137/142
Open Government	0.34	0.02	27/34	29/38	125/142
Fundamental Rights	0.36	0.00	30/34	31/38	127/142
Order and Security	0.48	0.00	30/34	35/38	135/142
Regulatory Enforcement	0.41	0.00	24/34	26/38	121/142
Civil Justice	0.42	0.02	23/34	26/38	114/142
Criminal Justice	0.23	-0.01	34/34	36/38	138/142



\* Indicates statistically significant change at the 10 percent level

Cameroon Sub-Saharan Africa Lower-Middle



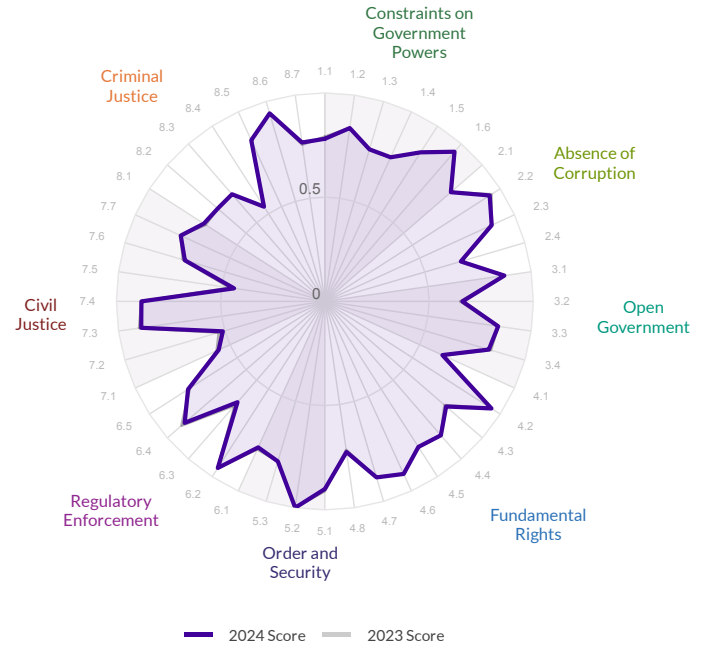
# Canada

Region: EU, EFTA, and North America  
Income Group: High

The scores range from 0 to 1, where 1 signifies the highest possible score and 0 signifies the lowest possible score.

Overall Score	Regional Rank	Income Rank	Global Rank
<b>0.80</b>	<b>10/31</b>	<b>12/47</b>	<b>12/142</b>
Score Change	Rank Change		
<b>0.00</b>	<b>0</b>		

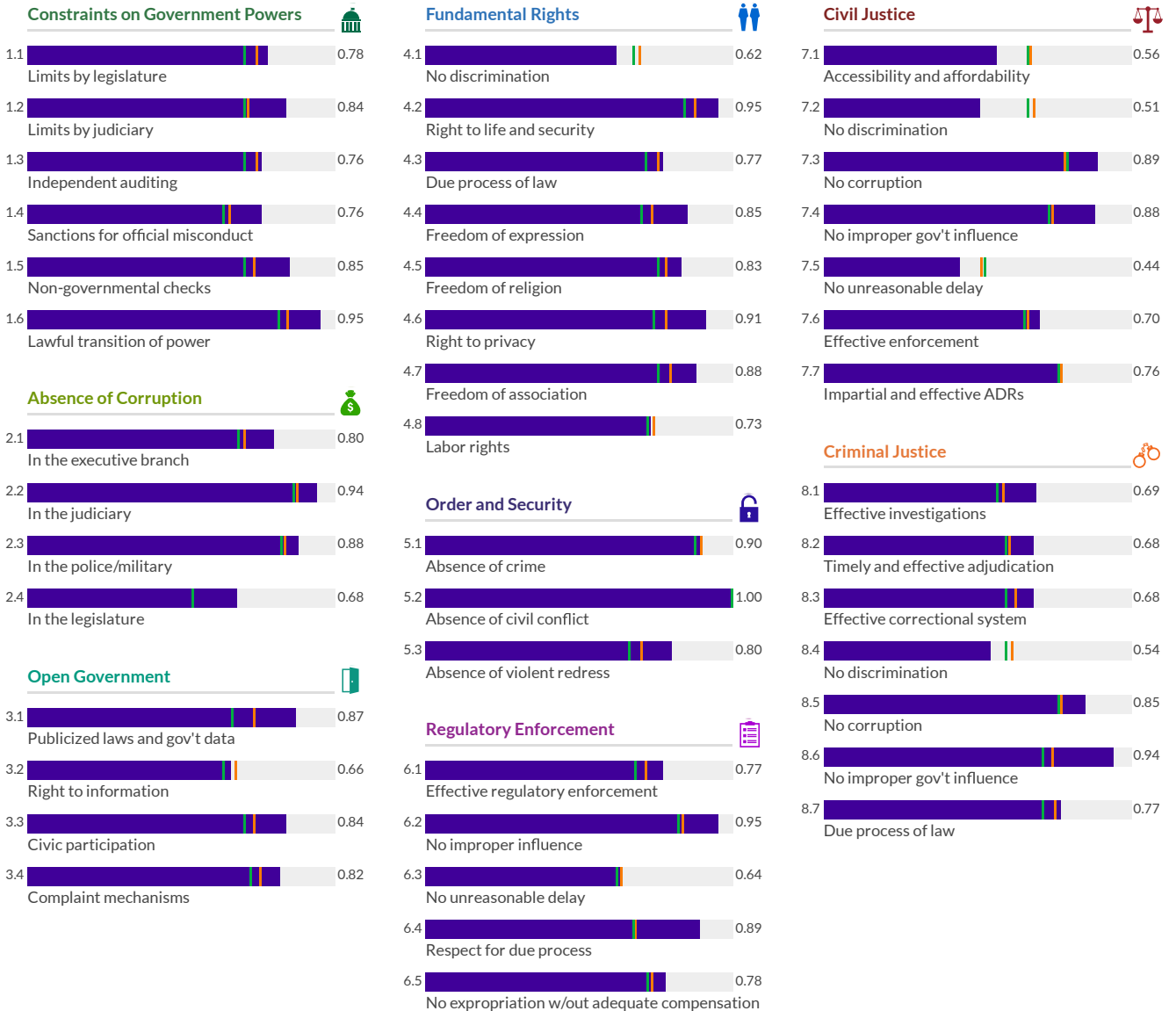
	Factor Score	Score Change	Regional Rank	Income Rank	Global Rank
Constraints on Government Powers	0.82	0.00	9/31	10/47	10/142
Absence of Corruption	0.82	0.00	10/31	14/47	14/142
Open Government	0.80	0.00	10/31	12/47	12/142
Fundamental Rights	0.82	0.00	12/31	13/47	13/142
Order and Security	0.90	0.00	12/31	16/47	16/142
Regulatory Enforcement	0.81	-0.01	9/31	12/47	12/142
Civil Justice	0.68	-0.01	16/31	25/47	25/142
Criminal Justice	0.74	0.00	10/31	13/47	13/142



\* Indicates statistically significant change at the 10 percent level

Low Medium High

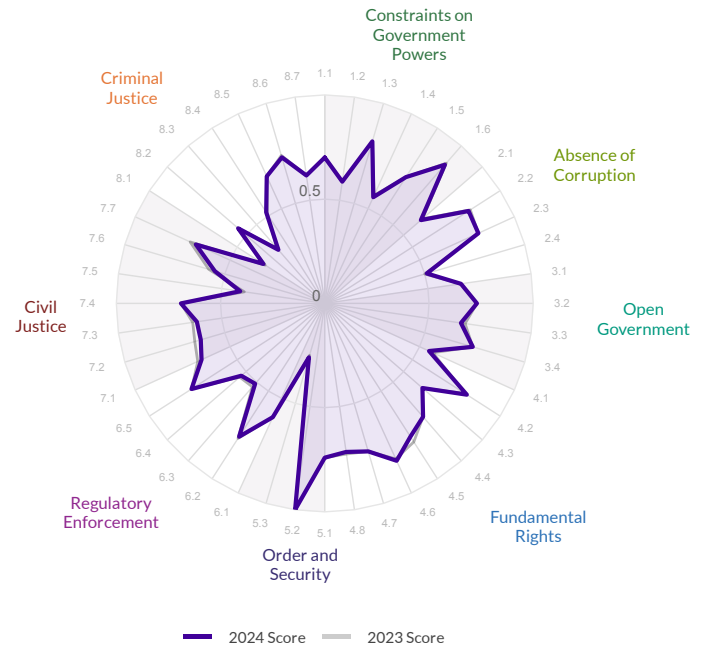
Canada EU, EFTA, and North America High



The scores range from 0 to 1, where 1 signifies the highest possible score and 0 signifies the lowest possible score.

Overall Score	Regional Rank	Income Rank	Global Rank
<b>0.66</b>	<b>4/32</b>	<b>35/47</b>	<b>36/142</b>
Score Change	Rank Change		
<b>0.00</b>	<b>-3</b> ▼		

Factor	Score	Score Change	Regional Rank	Income Rank	Global Rank
Constraints on Government Powers	0.71	0.00	3/32	23/47	24/142
Absence of Corruption	0.69	0.00	3/32	29/47	29/142
Open Government	0.70	0.00	2/32	24/47	24/142
Fundamental Rights	0.72	-0.01	4/32	31/47	32/142
Order and Security	0.67	0.00	16/32	45/47	97/142
Regulatory Enforcement	0.63	-0.01	3/32	31/47	32/142
Civil Justice	0.60	-0.02	9/32	36/47	47/142
Criminal Justice	0.54	0.00	9/32	38/47	48/142



\* Indicates statistically significant change at the 10 percent level

Low Medium High

Chile Latin America and Caribbean High



# China

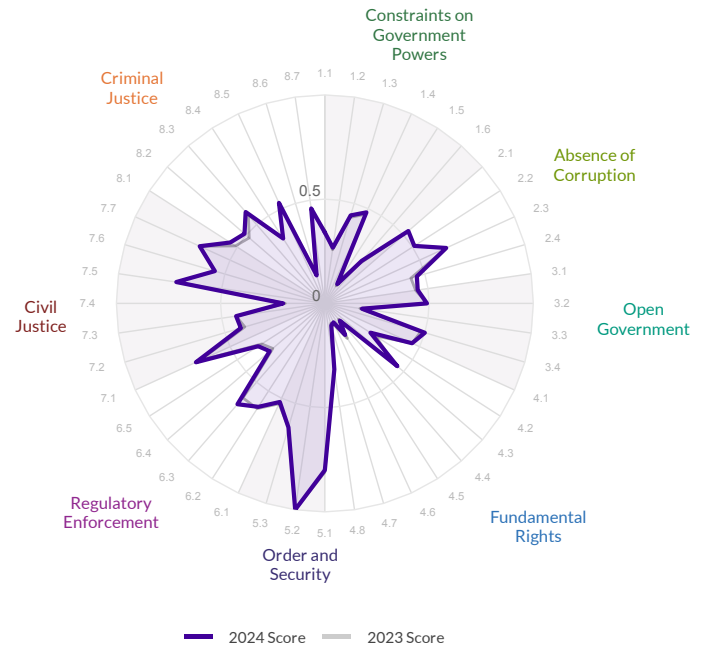
Region: East Asia and Pacific  
Income Group: Upper-Middle

The scores range from 0 to 1, where 1 signifies the highest possible score and 0 signifies the lowest possible score.

Overall Score	Regional Rank	Income Rank	Global Rank
0.47	12/15	31/41	95/142

Score Change	Rank Change
0.01 ▲	2 ▲

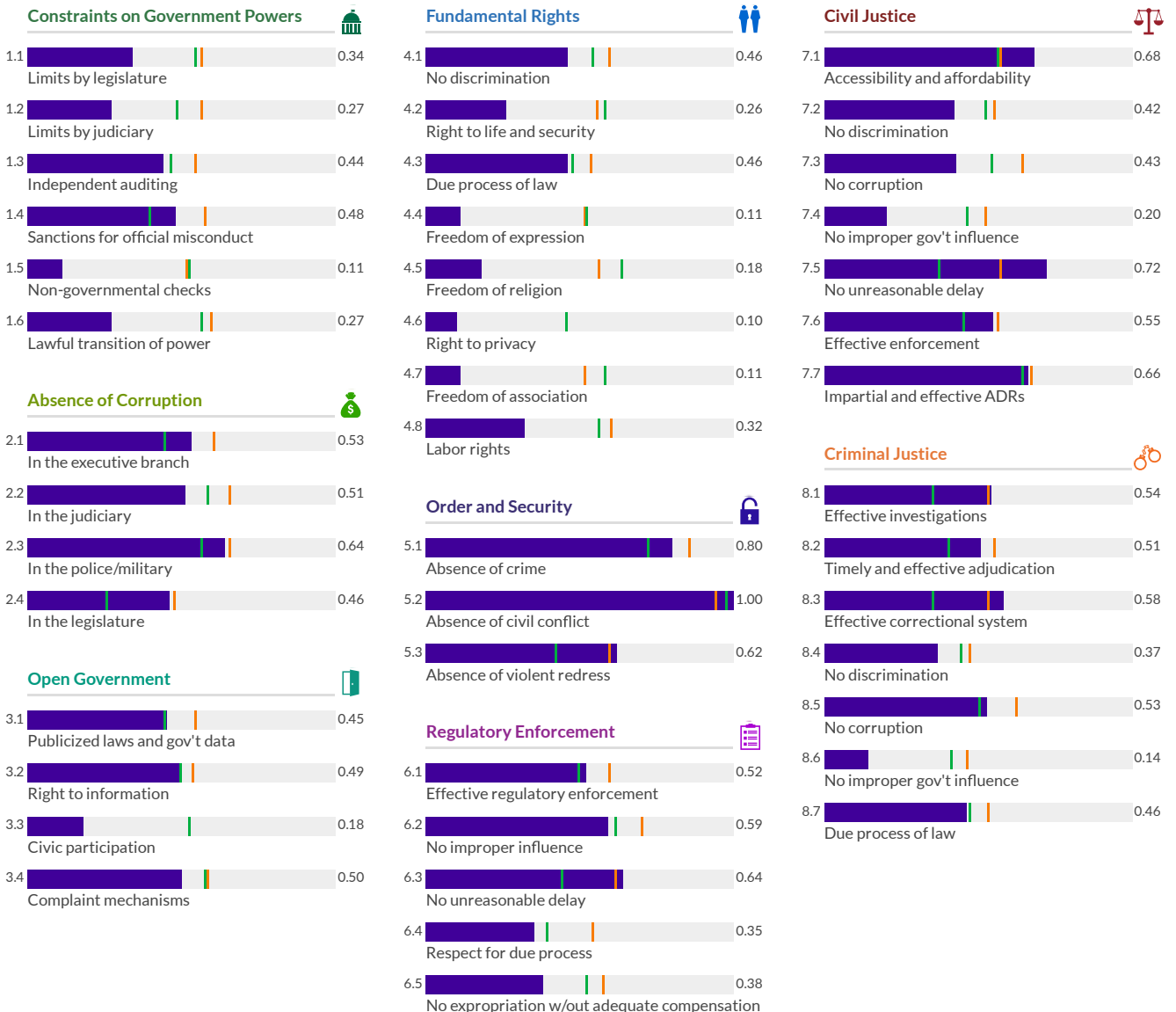
	Factor Score	Score Change	Regional Rank	Income Rank	Global Rank
Constraints on Government Powers	0.32	0.00	13/15	36/41	132/142
Absence of Corruption	0.54	0.01	8/15	10/41	54/142
Open Government	0.41	0.01	13/15	36/41	105/142
Fundamental Rights	0.25	0.00	14/15	41/41	139/142
Order and Security	0.81	-0.01	7/15	5/41	40/142
Regulatory Enforcement	0.50	0.01	9/15	19/41	69/142
Civil Justice	0.52	0.01	9/15	18/41	70/142
Criminal Justice	0.45	0.01	10/15	19/41	72/142



\* Indicates statistically significant change at the 10 percent level

Low Medium High

China East Asia and Pacific Upper-Middle





# Colombia

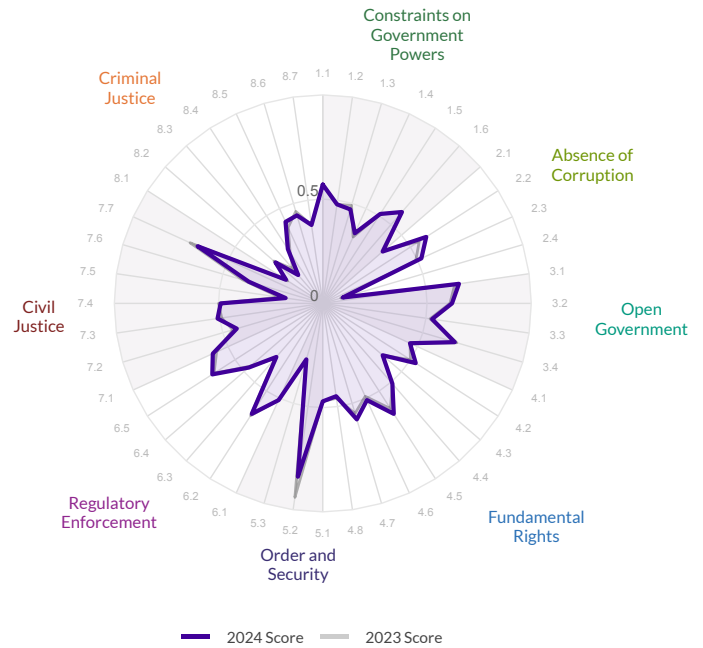
Region: Latin America and Caribbean  
Income Group: Upper-Middle

The scores range from 0 to 1, where 1 signifies the highest possible score and 0 signifies the lowest possible score.

Overall Score	Regional Rank	Income Rank	Global Rank
0.48	22/32	29/41	91/142

Score Change	Rank Change
0.00	3▲

	Factor Score	Score Change	Regional Rank	Income Rank	Global Rank
Constraints on Government Powers	0.50	0.00	21/32	23/41	82/142
Absence of Corruption	0.39	0.01	21/32	31/41	100/142
Open Government	0.62	0.01	4/32	2/41	35/142
Fundamental Rights	0.51	0.01	23/32	27/41	83/142
Order and Security	0.53	-0.03	29/32	39/41	130/142
Regulatory Enforcement	0.52	0.00	12/32	15/41	62/142
Civil Justice	0.46	-0.01	21/32	31/41	99/142
Criminal Justice	0.32	0.00	21/32	33/41	114/142



\* Indicates statistically significant change at the 10 percent level

Low Medium High

Colombia Latin America and Caribbean Upper-Middle

Factor	Score	Regional Rank	Income Rank	Global Rank
<b>Constraints on Government Powers</b>	0.57	21/32	23/41	82/142
1.1 Limits by legislature	0.57	21/32	23/41	82/142
1.2 Limits by judiciary	0.48	21/32	31/41	100/142
1.3 Independent auditing	0.47	21/32	31/41	99/142
1.4 Sanctions for official misconduct	0.37	21/32	31/41	99/142
1.5 Non-governmental checks	0.51	21/32	31/41	99/142
1.6 Lawful transition of power	0.58	21/32	31/41	99/142
<b>Absence of Corruption</b>	0.38	21/32	31/41	99/142
2.1 In the executive branch	0.38	21/32	31/41	99/142
2.2 In the judiciary	0.59	21/32	31/41	99/142
2.3 In the police/military	0.52	21/32	31/41	99/142
2.4 In the legislature	0.10	21/32	31/41	99/142
<b>Open Government</b>	0.66	4/32	2/41	35/142
3.1 Publicized laws and gov't data	0.66	4/32	2/41	35/142
3.2 Right to information	0.62	4/32	2/41	35/142
3.3 Civic participation	0.53	4/32	2/41	35/142
3.4 Complaint mechanisms	0.66	4/32	2/41	35/142
<b>Fundamental Rights</b>	0.51	23/32	27/41	83/142
4.1 No discrimination	0.46	23/32	27/41	83/142
4.2 Right to life and security	0.53	23/32	27/41	83/142
4.3 Due process of law	0.38	23/32	27/41	83/142
4.4 Freedom of expression	0.51	23/32	27/41	83/142
4.5 Freedom of religion	0.63	23/32	27/41	83/142
4.6 Right to privacy	0.51	23/32	27/41	83/142
4.7 Freedom of association	0.58	23/32	27/41	83/142
4.8 Labor rights	0.45	23/32	27/41	83/142
<b>Order and Security</b>	0.53	29/32	39/41	130/142
5.1 Absence of crime	0.47	29/32	39/41	130/142
5.2 Absence of civil conflict	0.84	29/32	39/41	130/142
5.3 Absence of violent redress	0.28	29/32	39/41	130/142
<b>Regulatory Enforcement</b>	0.52	12/32	15/41	62/142
6.1 Effective regulatory enforcement	0.51	12/32	15/41	62/142
6.2 No improper influence	0.63	12/32	15/41	62/142
6.3 No unreasonable delay	0.34	12/32	15/41	62/142
6.4 Respect for due process	0.47	12/32	15/41	62/142
6.5 No expropriation w/out adequate compensation	0.63	12/32	15/41	62/142
<b>Civil Justice</b>	0.46	21/32	31/41	99/142
7.1 Accessibility and affordability	0.58	21/32	31/41	99/142
7.2 No discrimination	0.43	21/32	31/41	99/142
7.3 No corruption	0.51	21/32	31/41	99/142
7.4 No improper gov't influence	0.49	21/32	31/41	99/142
7.5 No unreasonable delay	0.18	21/32	31/41	99/142
7.6 Effective enforcement	0.37	21/32	31/41	99/142
7.7 Impartial and effective ADRs	0.66	21/32	31/41	99/142
<b>Criminal Justice</b>	0.32	21/32	33/41	114/142
8.1 Effective investigations	0.21	21/32	33/41	114/142
8.2 Timely and effective adjudication	0.30	21/32	33/41	114/142
8.3 Effective correctional system	0.18	21/32	33/41	114/142
8.4 No discrimination	0.31	21/32	33/41	114/142
8.5 No corruption	0.43	21/32	33/41	114/142
8.6 No improper gov't influence	0.44	21/32	33/41	114/142
8.7 Due process of law	0.38	21/32	33/41	114/142

# Congo, Dem. Rep.

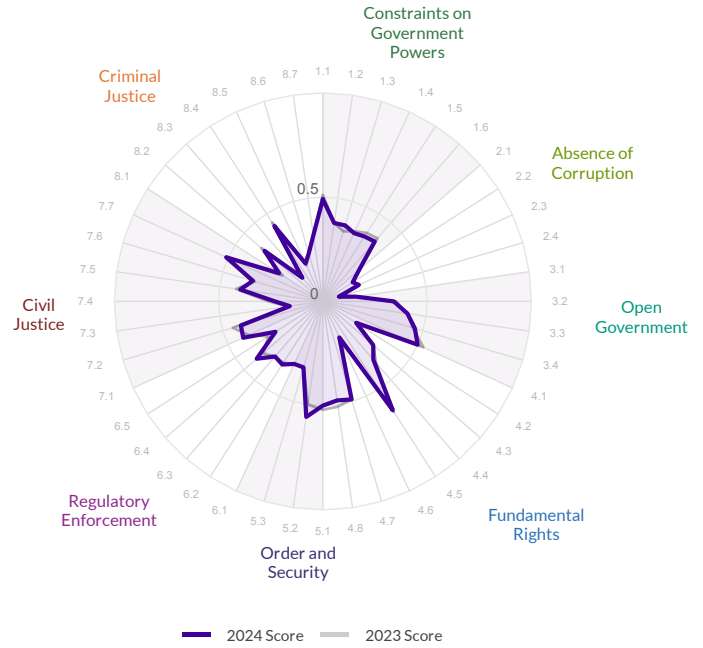
Region: Sub-Saharan Africa  
Income Group: Low

The scores range from 0 to 1, where 1 signifies the highest possible score and 0 signifies the lowest possible score.

Overall Score	Regional Rank	Income Rank	Global Rank
0.34	34/34	15/16	136/142

Score Change	Rank Change
0.00	2 ▲

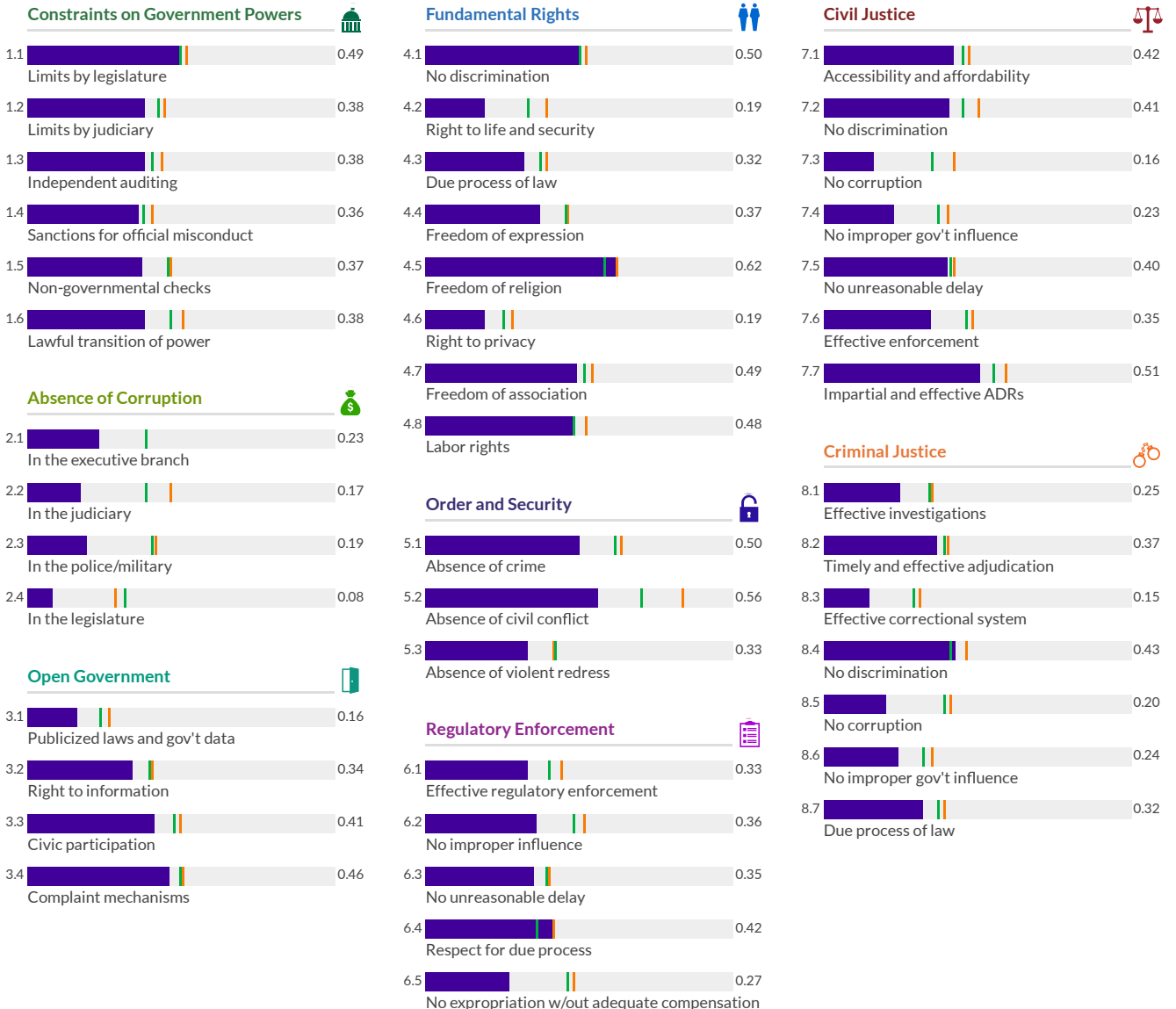
	Factor Score	Score Change	Regional Rank	Income Rank	Global Rank
Constraints on Government Powers	0.39	-0.01	22/34	10/16	112/142
Absence of Corruption	0.17	0.00	34/34	16/16	142/142
Open Government	0.34	0.00	28/34	12/16	127/142
Fundamental Rights	0.40	-0.01	25/34	11/16	120/142
Order and Security	0.47	0.02	31/34	13/16	136/142
Regulatory Enforcement	0.35	0.00	32/34	15/16	137/142
Civil Justice	0.35	-0.01	33/34	14/16	133/142
Criminal Justice	0.28	0.00	32/34	15/16	129/142



\* Indicates statistically significant change at the 10 percent level

Low Medium High

— Congo, Dem. Rep. — Sub-Saharan Africa — Low



# Congo, Rep.

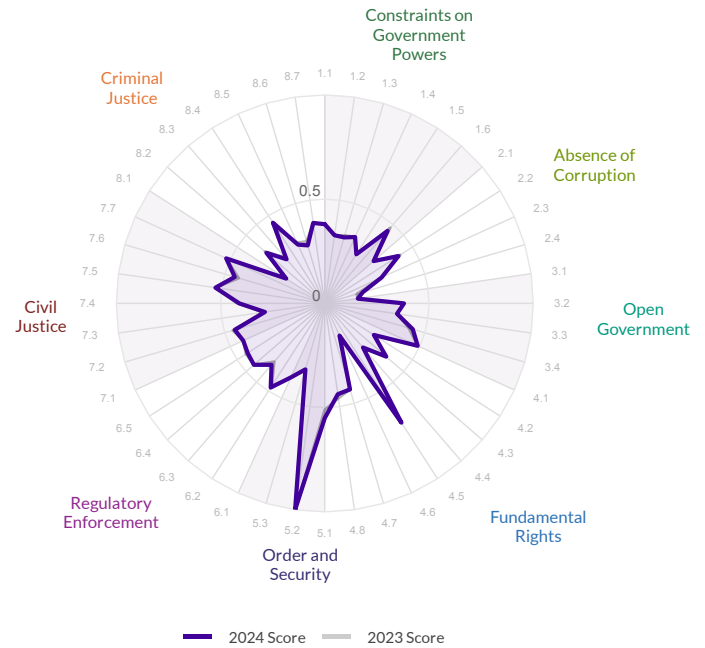
Region: Sub-Saharan Africa  
Income Group: Lower-Middle

The scores range from 0 to 1, where 1 signifies the highest possible score and 0 signifies the lowest possible score.

Overall Score	Regional Rank	Income Rank	Global Rank
0.40	24/34	26/38	121/142

Score Change	Rank Change
0.00	1 ▲

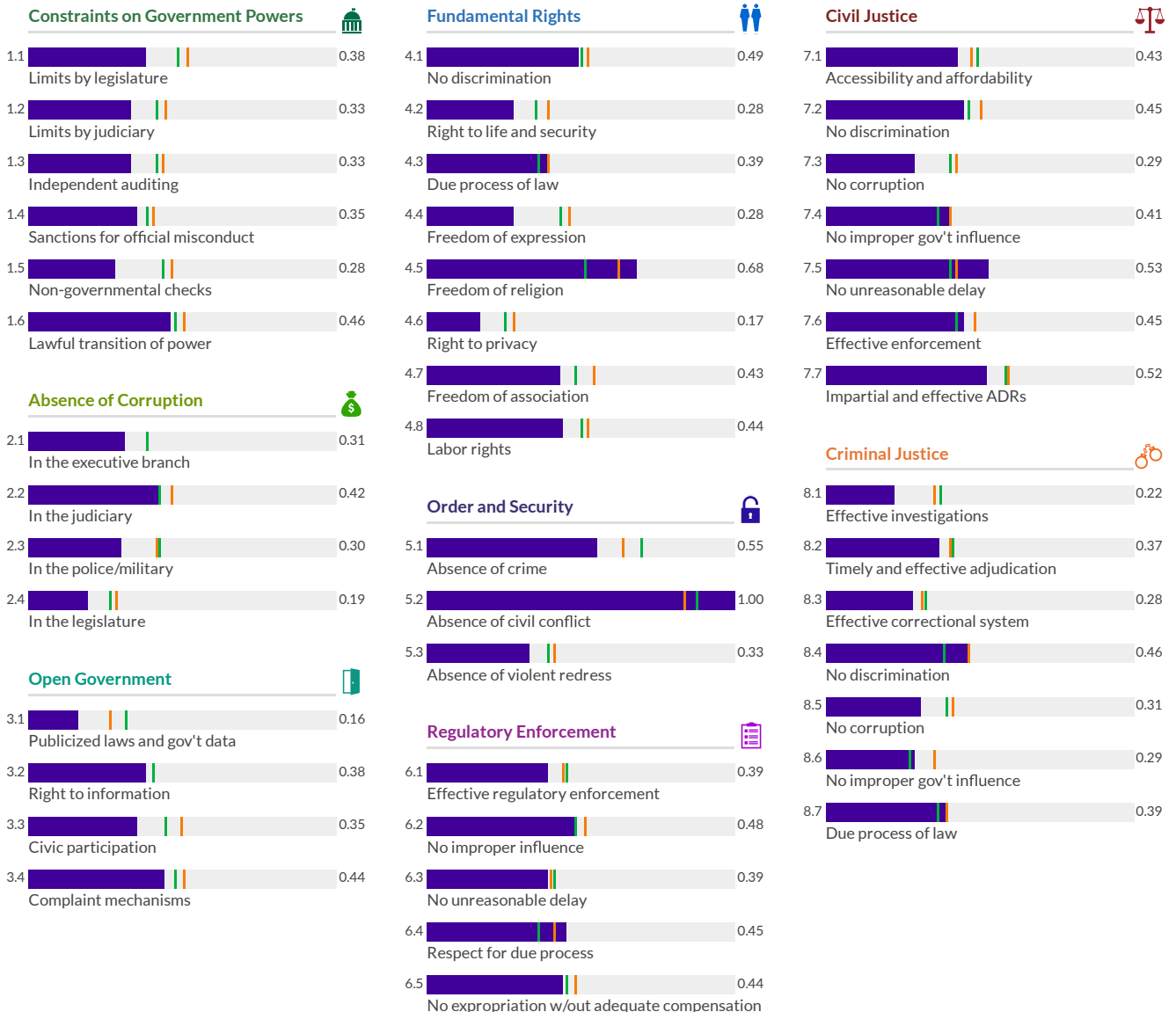
	Factor Score	Score Change	Regional Rank	Income Rank	Global Rank
Constraints on Government Powers	0.36	0.00	29/34	29/38	123/142
Absence of Corruption	0.30	0.01	26/34	29/38	126/142
Open Government	0.33	0.00	30/34	31/38	130/142
Fundamental Rights	0.39	0.00	26/34	27/38	121/142
Order and Security	0.63	0.01	20/34	29/38	113/142
Regulatory Enforcement	0.43	0.00	19/34	21/38	110/142
Civil Justice	0.44	0.00	17/34	21/38	105/142
Criminal Justice	0.33	0.00	24/34	25/38	110/142



\* Indicates statistically significant change at the 10 percent level

Low Medium High

Congo, Rep. Sub-Saharan Africa Lower-Middle



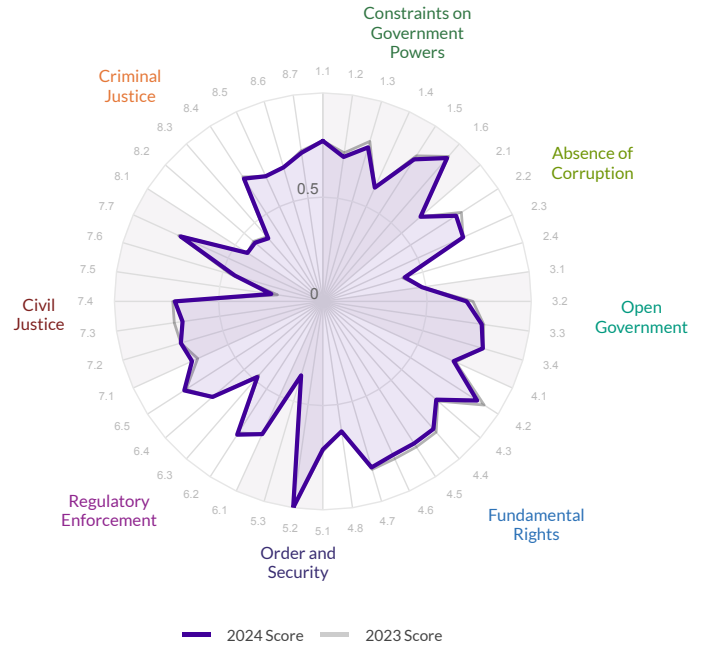
# Costa Rica

Region: Latin America and Caribbean  
Income Group: Upper-Middle

The scores range from 0 to 1, where 1 signifies the highest possible score and 0 signifies the lowest possible score.

Overall Score	Regional Rank	Income Rank	Global Rank
0.68	2/32	1/41	29/142
Score Change	Rank Change		
-0.01 ▾	0		

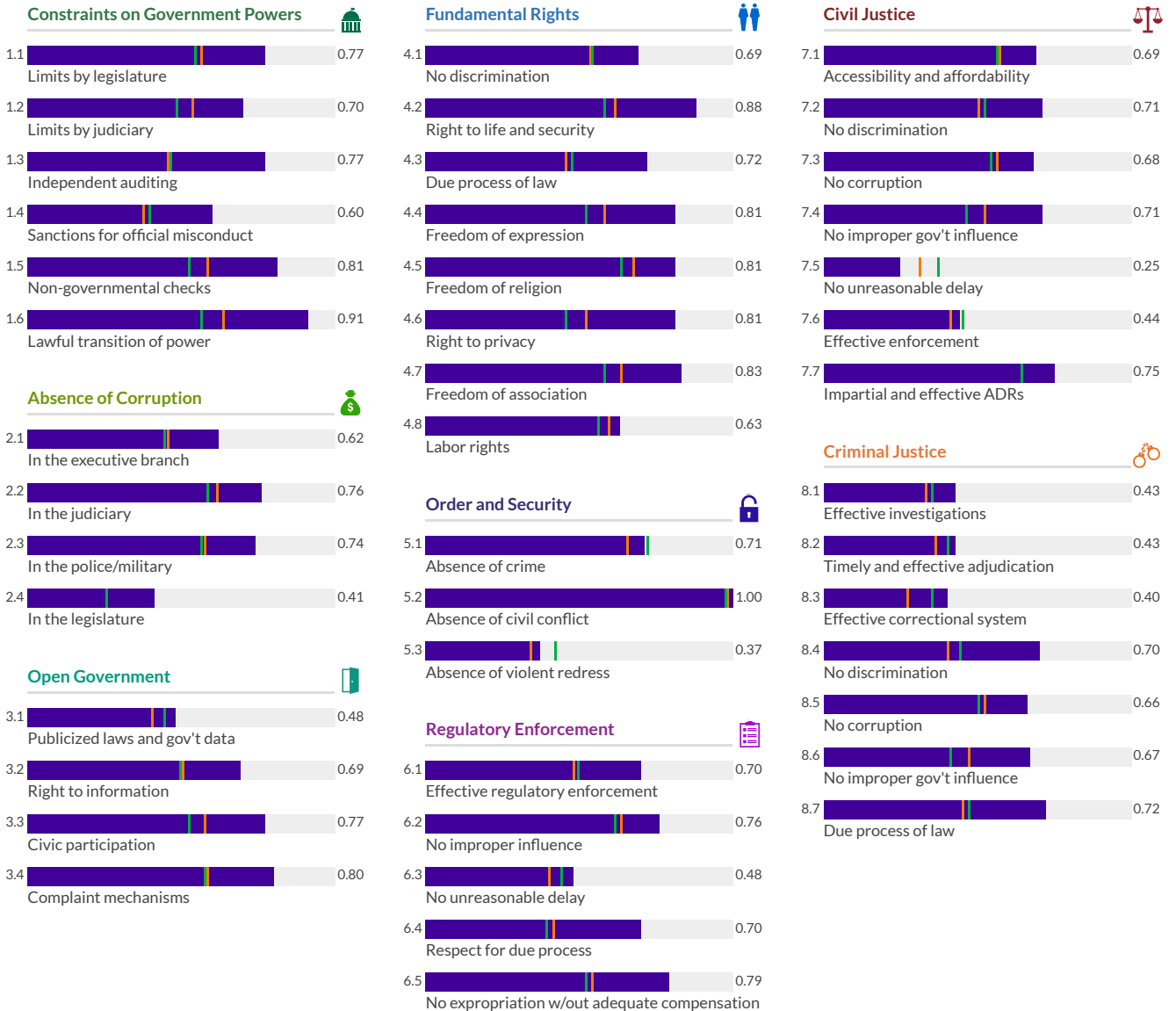
	Factor Score	Score Change	Regional Rank	Income Rank	Global Rank
Constraints on Government Powers	0.76	-0.01	2/32	1/41	18/142
Absence of Corruption	0.63	-0.01	8/32	4/41	43/142
Open Government	0.69	-0.01	3/32	1/41	27/142
Fundamental Rights	0.77	-0.01	2/32	1/41	21/142
Order and Security	0.69	0.00	14/32	26/41	86/142
Regulatory Enforcement	0.68	0.00	2/32	1/41	27/142
Civil Justice	0.60	0.00	7/32	8/41	45/142
Criminal Justice	0.57	-0.01	6/32	2/41	38/142



\* Indicates statistically significant change at the 10 percent level

Low Medium High

Costa Rica Latin America and Caribbean Upper-Middle



# Côte d'Ivoire

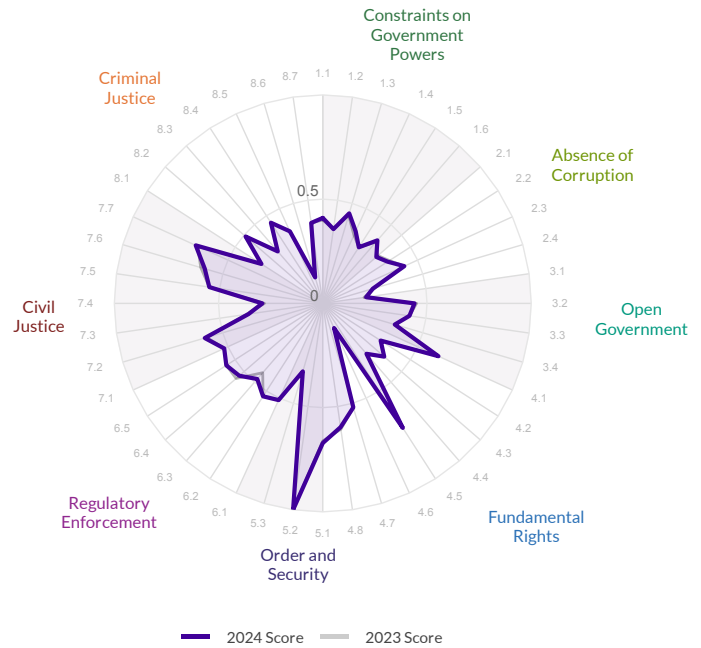
Region: Sub-Saharan Africa  
Income Group: Lower-Middle

The scores range from 0 to 1, where 1 signifies the highest possible score and 0 signifies the lowest possible score.

Overall Score	Regional Rank	Income Rank	Global Rank
0.45	15/34	20/38	104/142

Score Change	Rank Change
0.00	2▲

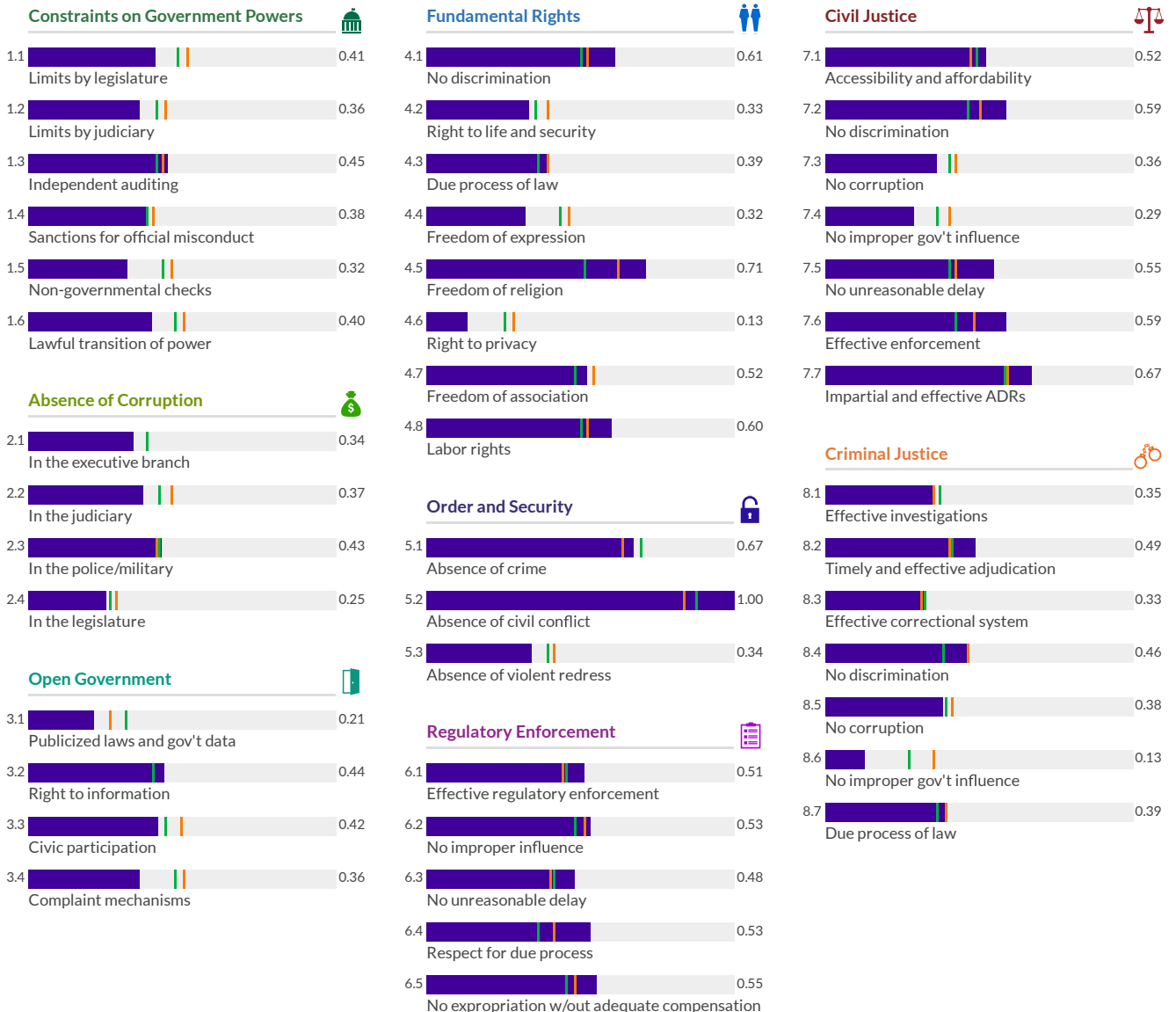
	Factor Score	Score Change	Regional Rank	Income Rank	Global Rank
Constraints on Government Powers	0.39	0.01	23/34	24/38	113/142
Absence of Corruption	0.35	0.00	18/34	22/38	110/142
Open Government	0.36	0.00	25/34	28/38	123/142
Fundamental Rights	0.45	0.00	19/34	17/38	106/142
Order and Security	0.67	0.00	16/34	20/38	96/142
Regulatory Enforcement	0.52	0.00	7/34	4/38	61/142
Civil Justice	0.51	0.00	9/34	9/38	75/142
Criminal Justice	0.36	0.00	17/34	20/38	99/142



\* Indicates statistically significant change at the 10 percent level

■ Low    ■ Medium    ■ High

■ Côte d'Ivoire    ■ Sub-Saharan Africa    ■ Lower-Middle



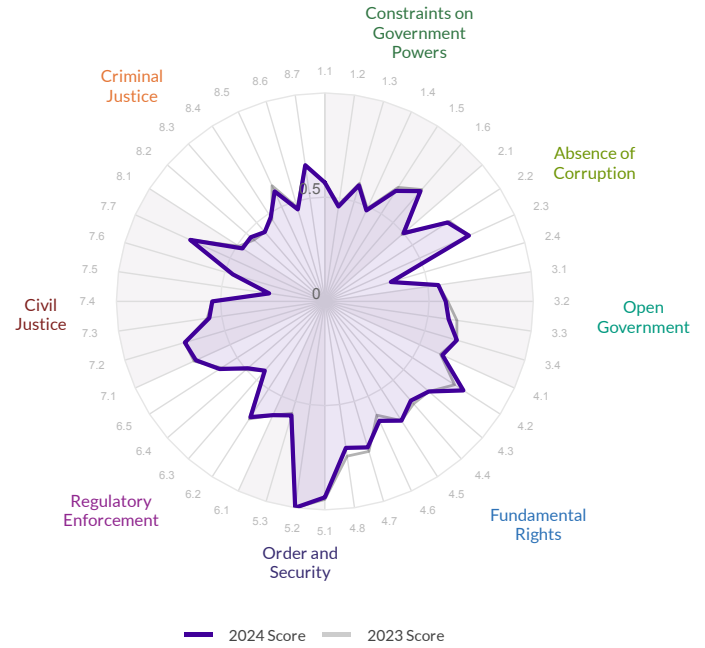
# Croatia

Region: EU, EFTA, and North America  
Income Group: High

The scores range from 0 to 1, where 1 signifies the highest possible score and 0 signifies the lowest possible score.

Overall Score	Regional Rank	Income Rank	Global Rank
<b>0.61</b>	<b>28/31</b>	<b>40/47</b>	<b>45/142</b>
Score Change	Rank Change		
<b>0.00</b>	<b>0</b>		

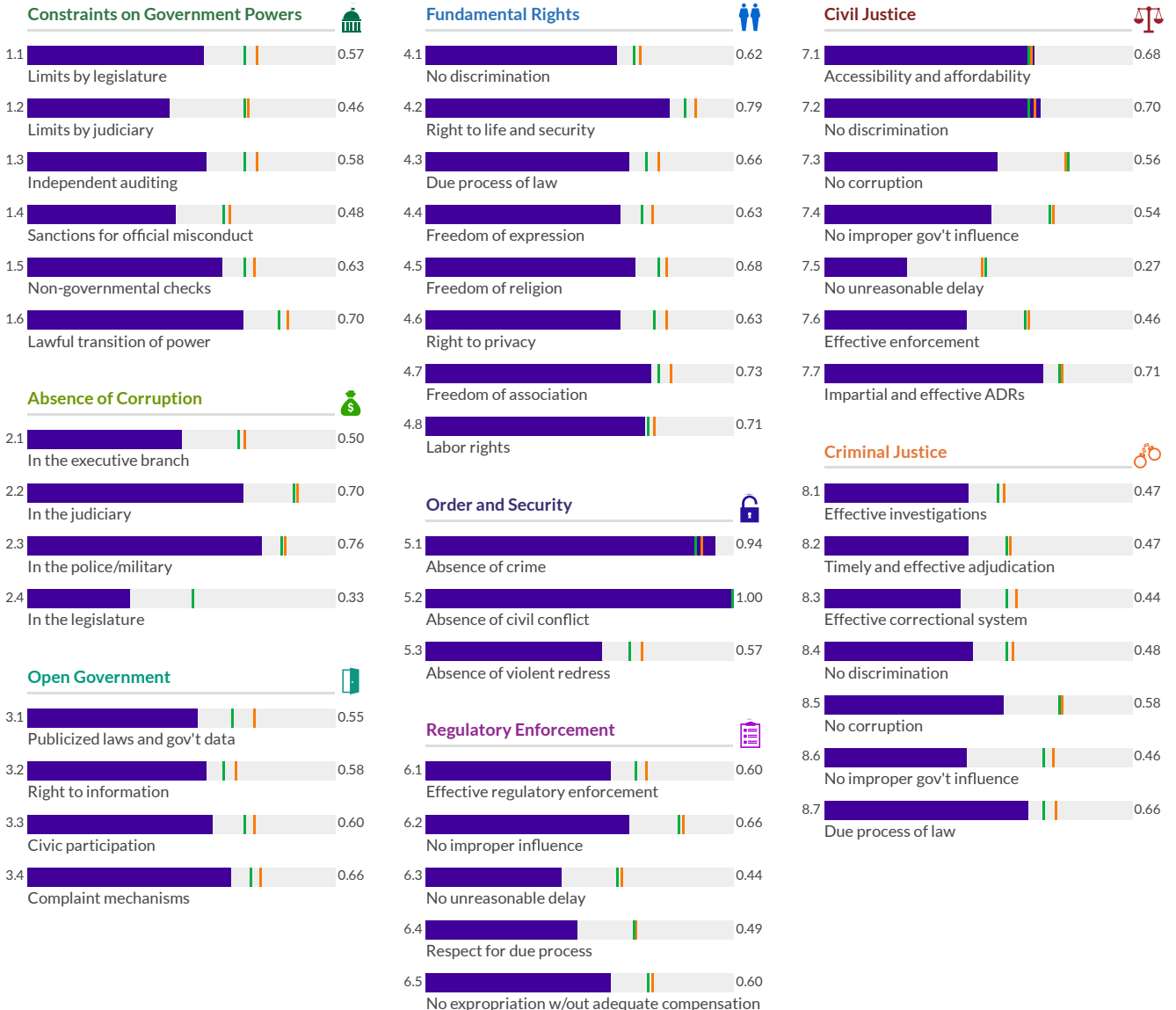
	Factor Score	Score Change	Regional Rank	Income Rank	Global Rank
Constraints on Government Powers	0.57	-0.01	29/31	41/47	57/142
Absence of Corruption	0.57	0.00	26/31	40/47	51/142
Open Government	0.60	-0.01	29/31	36/47	41/142
Fundamental Rights	0.68	0.00	26/31	35/47	38/142
Order and Security	0.84	0.00	21/31	29/47	32/142
Regulatory Enforcement	0.56	0.00	29/31	42/47	52/142
Civil Justice	0.56	0.00	28/31	42/47	55/142
Criminal Justice	0.51	0.00	28/31	41/47	53/142



\* Indicates statistically significant change at the 10 percent level

Low Medium High

— Croatia — EU, EFTA, and North America — High



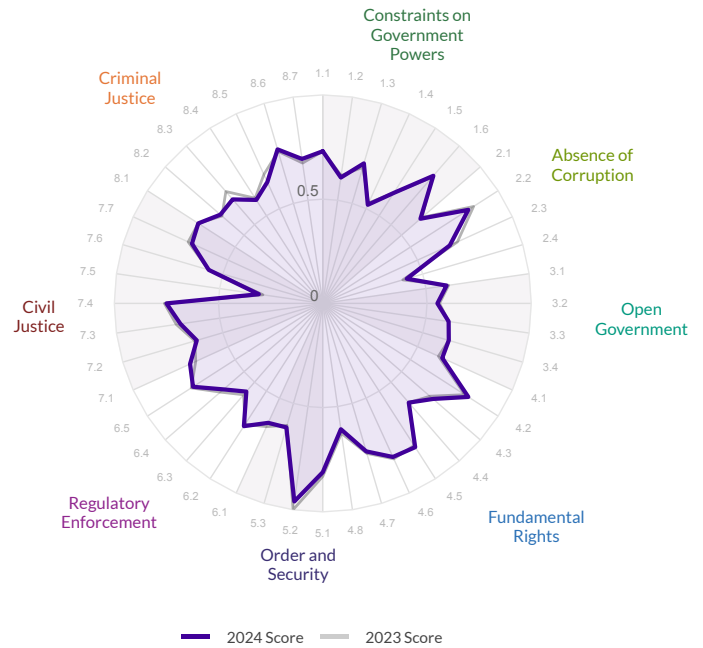
# Cyprus

Region: EU, EFTA, and North America  
Income Group: High

The scores range from 0 to 1, where 1 signifies the highest possible score and 0 signifies the lowest possible score.

Overall Score	Regional Rank	Income Rank	Global Rank
0.67	23/31	30/47	31/142
Score Change	Rank Change		
-0.01 ▾	0		

	Factor Score	Score Change	Regional Rank	Income Rank	Global Rank
Constraints on Government Powers	0.67	0.00	22/31	29/47	30/142
Absence of Corruption	0.64	-0.01	25/31	37/47	41/142
Open Government	0.60	-0.01	30/31	37/47	42/142
Fundamental Rights	0.72	0.00	22/31	28/47	29/142
Order and Security	0.80	-0.02	26/31	35/47	44/142
Regulatory Enforcement	0.65	-0.01	20/31	28/47	29/142
Civil Justice	0.62	0.00	22/31	32/47	36/142
Criminal Justice	0.67	-0.01	17/31	24/47	24/142



\* Indicates statistically significant change at the 10 percent level

Low Medium High

Cyprus EU, EFTA, and North America High

Factor	Score	Regional Rank	Income Rank	Global Rank
<b>Constraints on Government Powers</b>	0.73	22/31	29/47	30/142
1.1 Limits by legislature	0.73	22/31	29/47	30/142
1.2 Limits by judiciary	0.61	25/31	37/47	41/142
1.3 Independent auditing	0.70	30/31	37/47	42/142
1.4 Sanctions for official misconduct	0.52	22/31	28/47	29/142
1.5 Non-governmental checks	0.63	26/31	35/47	44/142
1.6 Lawful transition of power	0.81	20/31	28/47	29/142
<b>Absence of Corruption</b>	0.62	22/31	32/47	36/142
2.1 In the executive branch	0.62	22/31	32/47	36/142
2.2 In the judiciary	0.83	17/31	24/47	24/142
2.3 In the police/military	0.67	22/31	32/47	36/142
2.4 In the legislature	0.42	22/31	32/47	36/142
<b>Open Government</b>	0.60	22/31	32/47	36/142
3.1 Publicized laws and gov't data	0.60	22/31	32/47	36/142
3.2 Right to information	0.55	22/31	32/47	36/142
3.3 Civic participation	0.61	22/31	32/47	36/142
3.4 Complaint mechanisms	0.63	22/31	32/47	36/142
<b>Fundamental Rights</b>	0.72	22/31	28/47	29/142
4.1 No discrimination	0.63	22/31	28/47	29/142
4.2 Right to life and security	0.83	17/31	24/47	24/142
4.3 Due process of law	0.70	22/31	28/47	29/142
4.4 Freedom of expression	0.63	22/31	28/47	29/142
4.5 Freedom of religion	0.82	17/31	24/47	24/142
4.6 Right to privacy	0.81	17/31	24/47	24/142
4.7 Freedom of association	0.74	22/31	28/47	29/142
4.8 Labor rights	0.61	25/31	37/47	41/142
<b>Order and Security</b>	0.80	26/31	35/47	44/142
5.1 Absence of crime	0.81	26/31	35/47	44/142
5.2 Absence of civil conflict	0.96	20/31	28/47	29/142
5.3 Absence of violent redress	0.62	22/31	28/47	29/142
<b>Regulatory Enforcement</b>	0.65	20/31	28/47	29/142
6.1 Effective regulatory enforcement	0.63	20/31	28/47	29/142
6.2 No improper influence	0.70	20/31	28/47	29/142
6.3 No unreasonable delay	0.56	20/31	28/47	29/142
6.4 Respect for due process	0.63	20/31	28/47	29/142
6.5 No expropriation w/out adequate compensation	0.74	20/31	28/47	29/142
<b>Civil Justice</b>	0.62	22/31	32/47	36/142
7.1 Accessibility and affordability	0.70	22/31	32/47	36/142
7.2 No discrimination	0.63	22/31	32/47	36/142
7.3 No corruption	0.69	22/31	32/47	36/142
7.4 No improper gov't influence	0.75	22/31	32/47	36/142
7.5 No unreasonable delay	0.31	22/31	32/47	36/142
7.6 Effective enforcement	0.57	22/31	32/47	36/142
7.7 Impartial and effective ADRs	0.69	22/31	32/47	36/142
<b>Criminal Justice</b>	0.67	17/31	24/47	24/142
8.1 Effective investigations	0.71	17/31	24/47	24/142
8.2 Timely and effective adjudication	0.65	17/31	24/47	24/142
8.3 Effective correctional system	0.66	17/31	24/47	24/142
8.4 No discrimination	0.59	17/31	24/47	24/142
8.5 No corruption	0.64	17/31	24/47	24/142
8.6 No improper gov't influence	0.77	17/31	24/47	24/142
8.7 Due process of law	0.70	17/31	24/47	24/142

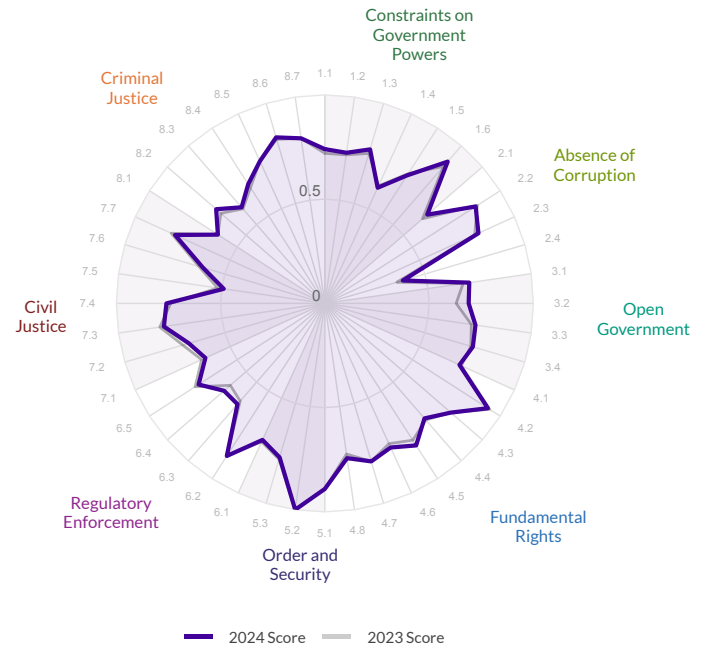
# Czechia

Region: EU, EFTA, and North America  
Income Group: High

The scores range from 0 to 1, where 1 signifies the highest possible score and 0 signifies the lowest possible score.

Overall Score	Regional Rank	Income Rank	Global Rank
0.74	15/31	20/47	20/142
Score Change	Rank Change		
0.01▲	0		

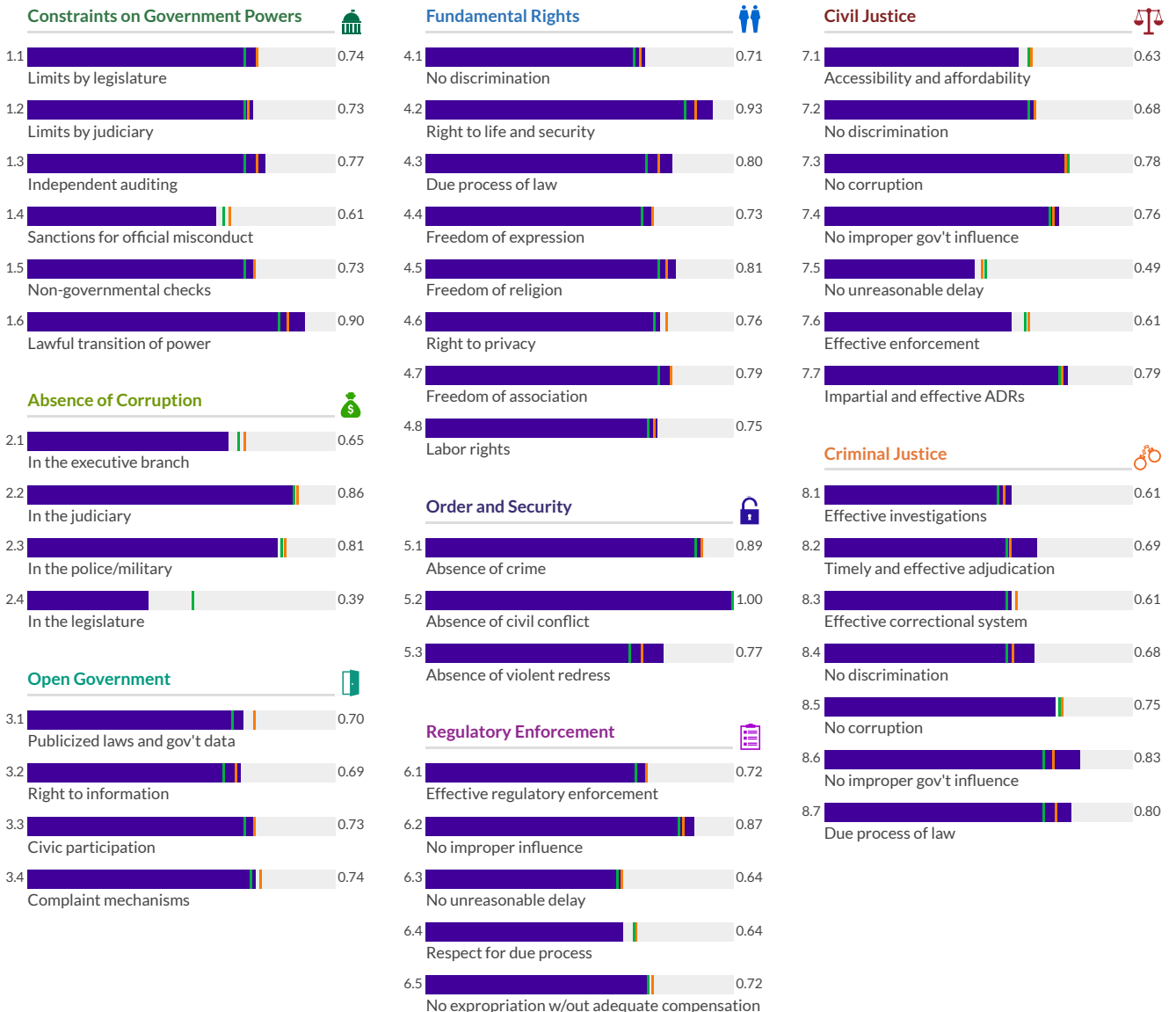
	Factor Score	Score Change	Regional Rank	Income Rank	Global Rank
Constraints on Government Powers	0.75	0.01	15/31	18/47	19/142
Absence of Corruption	0.68	0.02	21/31	30/47	31/142
Open Government	0.72	0.03	17/31	21/47	21/142
Fundamental Rights	0.79	0.01	15/31	17/47	17/142
Order and Security	0.89	0.00	15/31	19/47	20/142
Regulatory Enforcement	0.72	0.00	18/31	24/47	24/142
Civil Justice	0.68	-0.01	15/31	24/47	24/142
Criminal Justice	0.71	0.01	12/31	17/47	17/142



\* Indicates statistically significant change at the 10 percent level

Low Medium High

— Czechia — EU, EFTA, and North America — High





# Denmark

Region: EU, EFTA, and North America  
Income Group: High

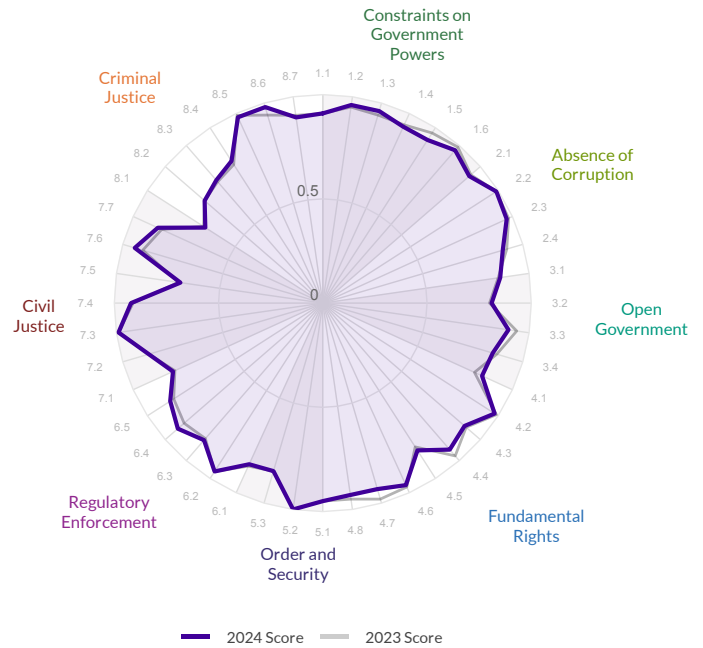
The scores range from 0 to 1, where 1 signifies the highest possible score and 0 signifies the lowest possible score.

Overall Score	Regional Rank	Income Rank	Global Rank
<b>0.90</b>	<b>1/31</b>	<b>1/47</b>	<b>1/142</b>
Score Change	Rank Change		
<b>0.00</b>	<b>0</b>		

	Factor Score	Score Change	Regional Rank	Income Rank	Global Rank
Constraints on Government Powers	0.94	-0.01	1/31	1/47	1/142
Absence of Corruption	0.95	-0.01	1/31	1/47	1/142
Open Government	0.86	-0.01	3/31	3/47	3/142
Fundamental Rights	0.92	-0.01	1/31	1/47	1/142
Order and Security	0.93	0.00	2/31	3/47	3/142
Regulatory Enforcement	0.89	0.01	1/31	1/47	1/142
Civil Justice	0.87	0.01	1/31	1/47	1/142
Criminal Justice	0.84	0.01	1/31	1/47	1/142

\* Indicates statistically significant change at the 10 percent level

Low Medium High



Denmark EU, EFTA, and North America High

## Constraints on Government Powers

1.1	Limits by legislature	0.91
1.2	Limits by judiciary	0.96
1.3	Independent auditing	0.96
1.4	Sanctions for official misconduct	0.93
1.5	Non-governmental checks	0.93
1.6	Lawful transition of power	0.97

## Absence of Corruption

2.1	In the executive branch	0.93
2.2	In the judiciary	0.99
2.3	In the police/military	0.97
2.4	In the legislature	0.90

## Open Government

3.1	Publicized laws and gov't data	0.86
3.2	Right to information	0.81
3.3	Civic participation	0.90
3.4	Complaint mechanisms	0.85

## Fundamental Rights

4.1	No discrimination	0.84
4.2	Right to life and security	0.98
4.3	Due process of law	0.90
4.4	Freedom of expression	0.93
4.5	Freedom of religion	0.84
4.6	Right to privacy	0.96
4.7	Freedom of association	0.93
4.8	Labor rights	0.93

## Order and Security

5.1	Absence of crime	0.95
5.2	Absence of civil conflict	1.00
5.3	Absence of violent redress	0.84

## Regulatory Enforcement

6.1	Effective regulatory enforcement	0.85
6.2	No improper influence	0.96
6.3	No unreasonable delay	0.87
6.4	Respect for due process	0.92
6.5	No expropriation w/out adequate compensation	0.87

## Civil Justice

7.1	Accessibility and affordability	0.79
7.2	No discrimination	0.87
7.3	No corruption	0.99
7.4	No improper gov't influence	0.92
7.5	No unreasonable delay	0.69
7.6	Effective enforcement	0.94
7.7	Impartial and effective ADRs	0.87

## Criminal Justice

8.1	Effective investigations	0.67
8.2	Timely and effective adjudication	0.75
8.3	Effective correctional system	0.78
8.4	No discrimination	0.81
8.5	No corruption	0.98
8.6	No improper gov't influence	0.98
8.7	Due process of law	0.90

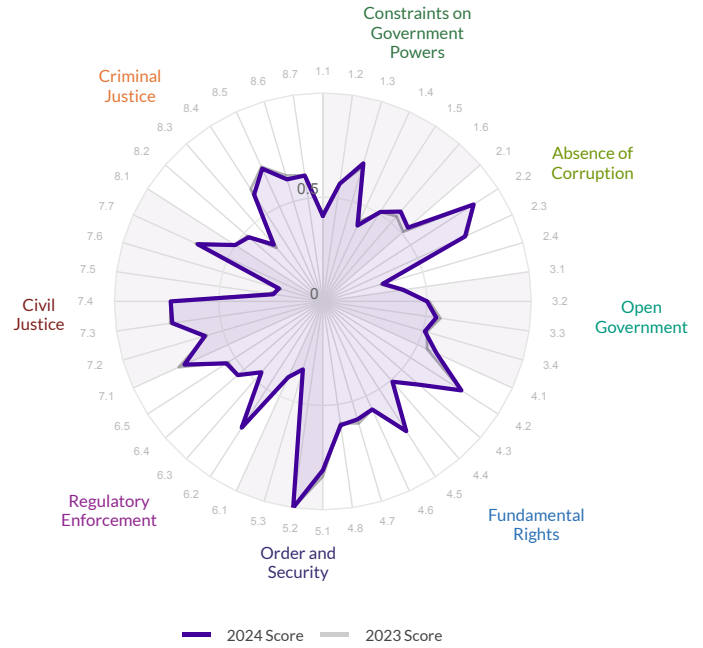
# Dominica

Region: Latin America and Caribbean  
Income Group: Upper-Middle

The scores range from 0 to 1, where 1 signifies the highest possible score and 0 signifies the lowest possible score.

Overall Score	Regional Rank	Income Rank	Global Rank
<b>0.58</b>	<b>11/32</b>	<b>9/41</b>	<b>53/142</b>
Score Change	Rank Change		
<b>0.00</b>	<b>0</b>		

	Factor Score	Score Change	Regional Rank	Income Rank	Global Rank
Constraints on Government Powers	0.53	0.00	16/32	17/41	70/142
Absence of Corruption	0.61	0.01	11/32	6/41	46/142
Open Government	0.49	0.00	19/32	23/41	72/142
Fundamental Rights	0.63	0.01	13/32	11/41	51/142
Order and Security	0.72	-0.01	8/32	21/41	72/142
Regulatory Enforcement	0.53	0.00	11/32	12/41	57/142
Civil Justice	0.56	-0.01	12/32	12/41	58/142
Criminal Justice	0.55	-0.01	7/32	5/41	44/142



\* Indicates statistically significant change at the 10 percent level

Legend: Dominica (dark purple), Latin America and Caribbean (orange), Upper-Middle (green)

<h3>Constraints on Government Powers</h3> <ul style="list-style-type: none"> <li>1.1 Limits by legislature: 0.41</li> <li>1.2 Limits by judiciary: 0.57</li> <li>1.3 Independent auditing: 0.69</li> <li>1.4 Sanctions for official misconduct: 0.40</li> <li>1.5 Non-governmental checks: 0.51</li> <li>1.6 Lawful transition of power: 0.57</li> </ul> <h3>Absence of Corruption</h3> <ul style="list-style-type: none"> <li>2.1 In the executive branch: 0.54</li> <li>2.2 In the judiciary: 0.86</li> <li>2.3 In the police/military: 0.75</li> <li>2.4 In the legislature: 0.30</li> </ul> <h3>Open Government</h3> <ul style="list-style-type: none"> <li>3.1 Publicized laws and gov't data: 0.39</li> <li>3.2 Right to information: 0.50</li> <li>3.3 Civic participation: 0.55</li> <li>3.4 Complaint mechanisms: 0.51</li> </ul>	<h3>Fundamental Rights</h3> <ul style="list-style-type: none"> <li>4.1 No discrimination: 0.60</li> <li>4.2 Right to life and security: 0.79</li> <li>4.3 Due process of law: 0.61</li> <li>4.4 Freedom of expression: 0.51</li> <li>4.5 Freedom of religion: 0.74</li> <li>4.6 Right to privacy: 0.57</li> <li>4.7 Freedom of association: 0.59</li> <li>4.8 Labor rights: 0.60</li> </ul> <h3>Order and Security</h3> <ul style="list-style-type: none"> <li>5.1 Absence of crime: 0.81</li> <li>5.2 Absence of civil conflict: 1.00</li> <li>5.3 Absence of violent redress: 0.34</li> </ul> <h3>Regulatory Enforcement</h3> <ul style="list-style-type: none"> <li>6.1 Effective regulatory enforcement: 0.40</li> <li>6.2 No improper influence: 0.72</li> <li>6.3 No unreasonable delay: 0.45</li> <li>6.4 Respect for due process: 0.54</li> <li>6.5 No expropriation w/out adequate compensation: 0.55</li> </ul>	<h3>Civil Justice</h3> <ul style="list-style-type: none"> <li>7.1 Accessibility and affordability: 0.73</li> <li>7.2 No discrimination: 0.59</li> <li>7.3 No corruption: 0.73</li> <li>7.4 No improper gov't influence: 0.73</li> <li>7.5 No unreasonable delay: 0.24</li> <li>7.6 Effective enforcement: 0.22</li> <li>7.7 Impartial and effective ADRs: 0.66</li> </ul> <h3>Criminal Justice</h3> <ul style="list-style-type: none"> <li>8.1 Effective investigations: 0.50</li> <li>8.2 Timely and effective adjudication: 0.47</li> <li>8.3 Effective correctional system: 0.36</li> <li>8.4 No discrimination: 0.61</li> <li>8.5 No corruption: 0.70</li> <li>8.6 No improper gov't influence: 0.61</li> <li>8.7 Due process of law: 0.61</li> </ul>
--	---	---

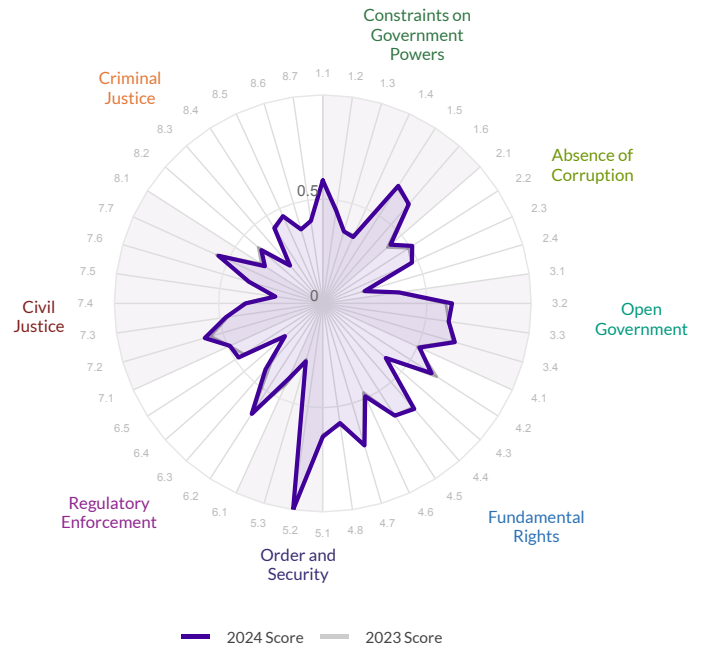
# Dominican Republic

Region: Latin America and Caribbean  
Income Group: Upper-Middle

The scores range from 0 to 1, where 1 signifies the highest possible score and 0 signifies the lowest possible score.

Overall Score	Regional Rank	Income Rank	Global Rank
<b>0.49</b>	<b>20/32</b>	<b>26/41</b>	<b>86/142</b>
Score Change	Rank Change		
<b>0.01▲</b>	<b>0</b>		

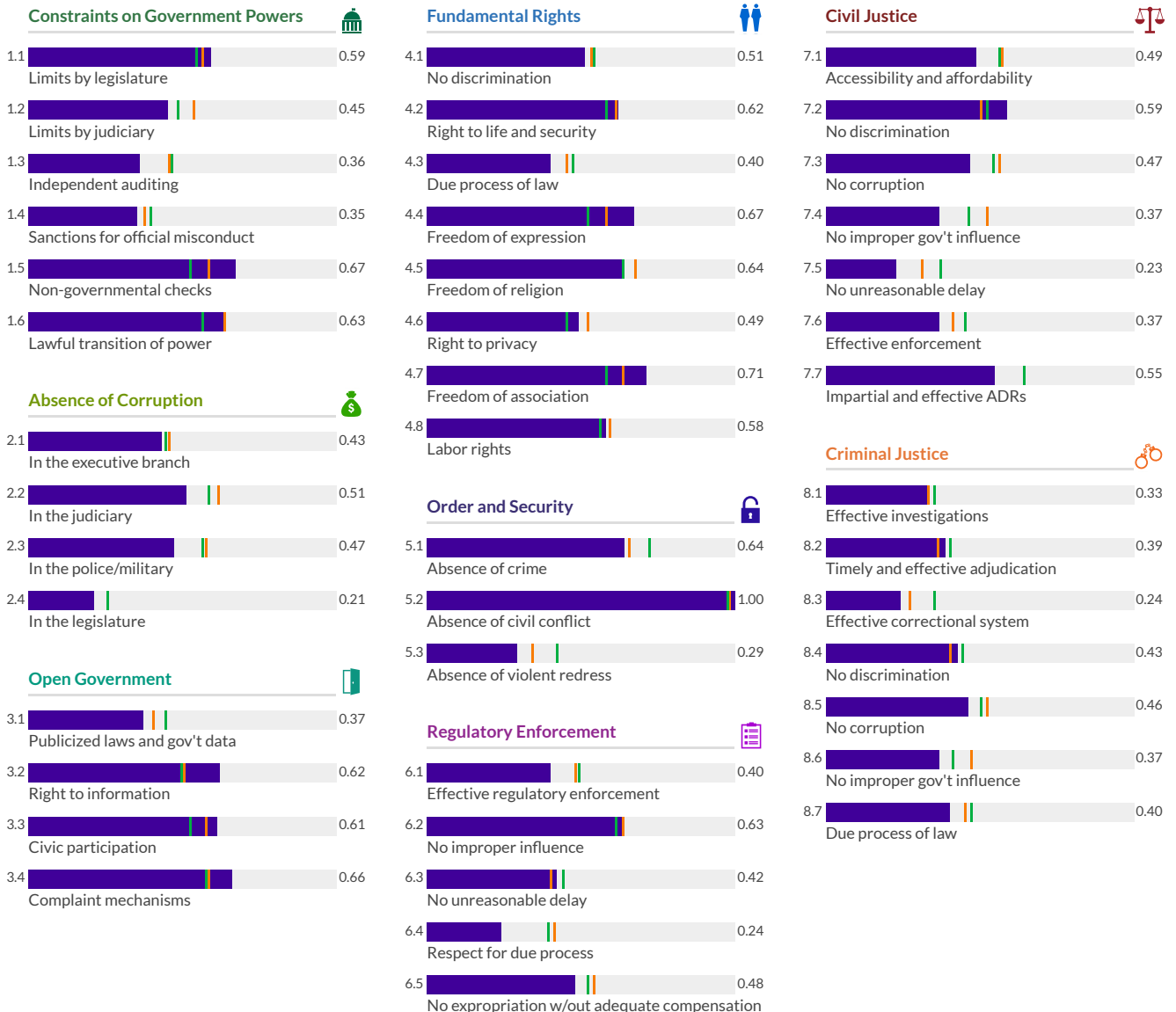
	Factor Score	Score Change	Regional Rank	Income Rank	Global Rank
Constraints on Government Powers	0.51	0.00	19/32	21/41	77/142
Absence of Corruption	0.41	0.01	19/32	30/41	96/142
Open Government	0.57	0.02	8/32	11/41	49/142
Fundamental Rights	0.58	0.00	17/32	19/41	64/142
Order and Security	0.64	0.00	19/32	30/41	106/142
Regulatory Enforcement	0.43	0.01	24/32	34/41	105/142
Civil Justice	0.44	0.00	23/32	34/41	110/142
Criminal Justice	0.37	0.00	17/32	29/41	93/142



\* Indicates statistically significant change at the 10 percent level

Low Medium High

Dominican Republic Latin America and Caribbean Upper-Middle



# Ecuador

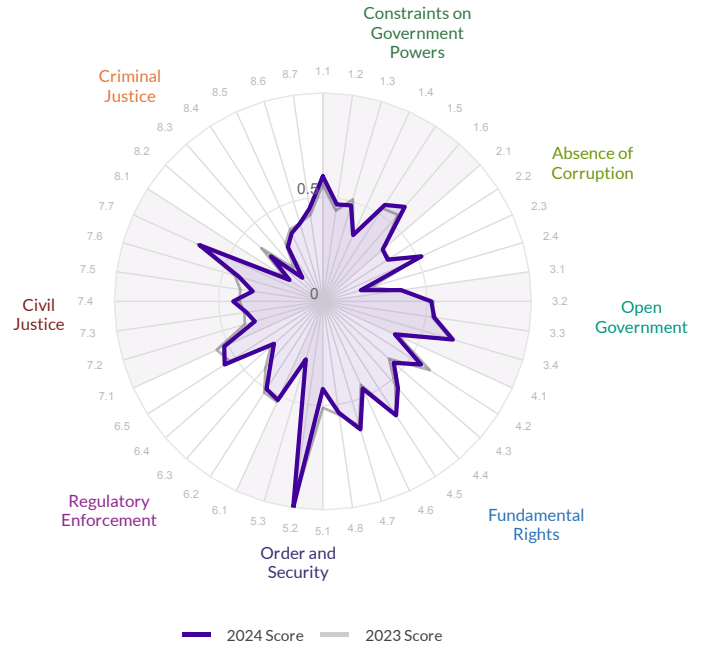
Region: Latin America and Caribbean  
Income Group: Upper-Middle

The scores range from 0 to 1, where 1 signifies the highest possible score and 0 signifies the lowest possible score.

Overall Score	Regional Rank	Income Rank	Global Rank
0.46	23/32	32/41	97/142

Score Change	Rank Change
-0.01 ▾	-1 ▾

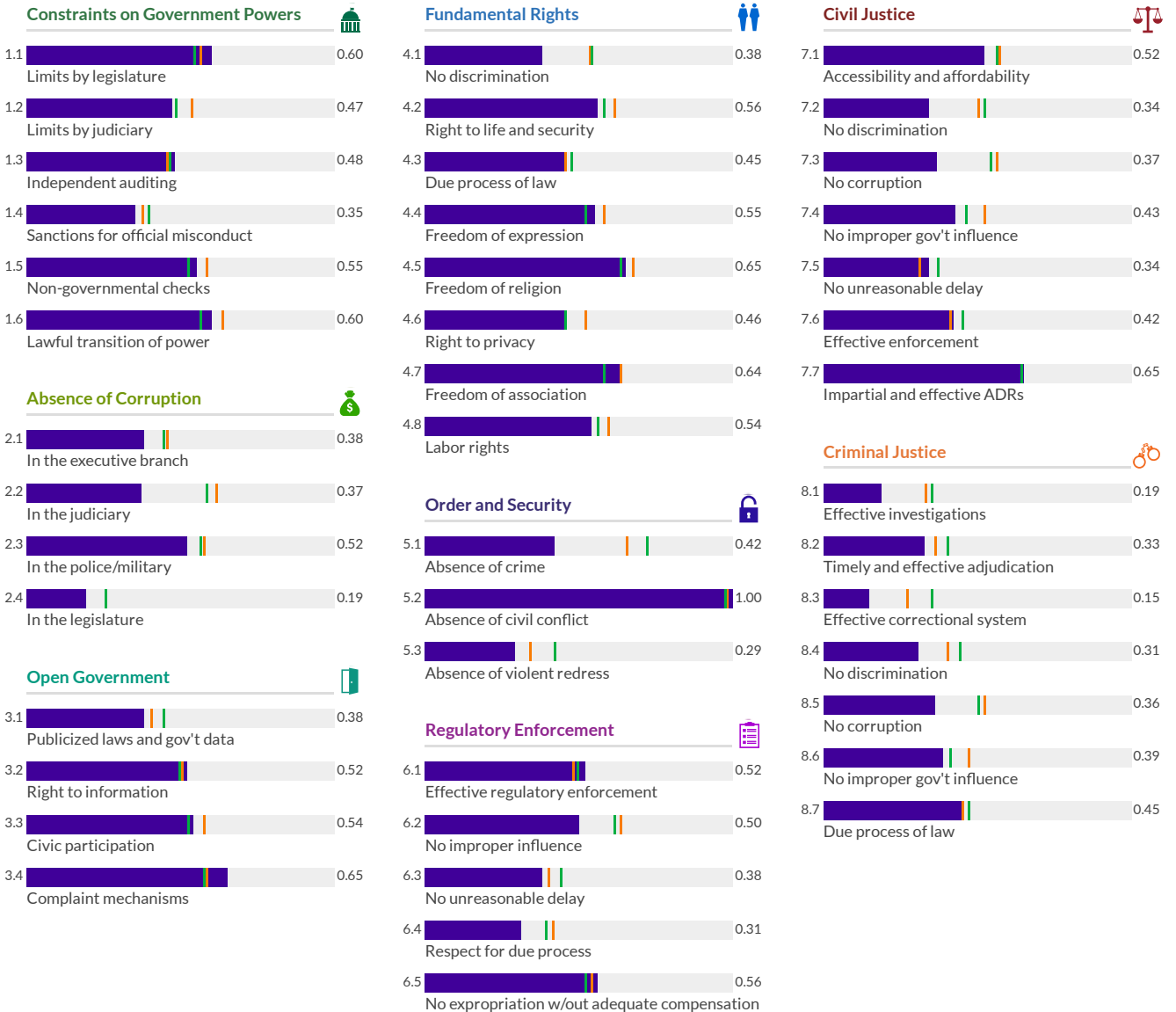
	Factor Score	Score Change	Regional Rank	Income Rank	Global Rank
Constraints on Government Powers	0.51	0.02	20/32	22/41	78/142
Absence of Corruption	0.36	-0.01	22/32	34/41	108/142
Open Government	0.52	0.00	17/32	19/41	64/142
Fundamental Rights	0.53	0.00	20/32	24/41	75/142
Order and Security	0.57	-0.02	28/32	38/41	126/142
Regulatory Enforcement	0.45	-0.01	22/32	30/41	97/142
Civil Justice	0.44	-0.02	22/32	33/41	108/142
Criminal Justice	0.31	-0.02	22/32	34/41	118/142



\* Indicates statistically significant change at the 10 percent level

Low Medium High

Ecuador Latin America and Caribbean Upper-Middle



# Egypt, Arab Rep.

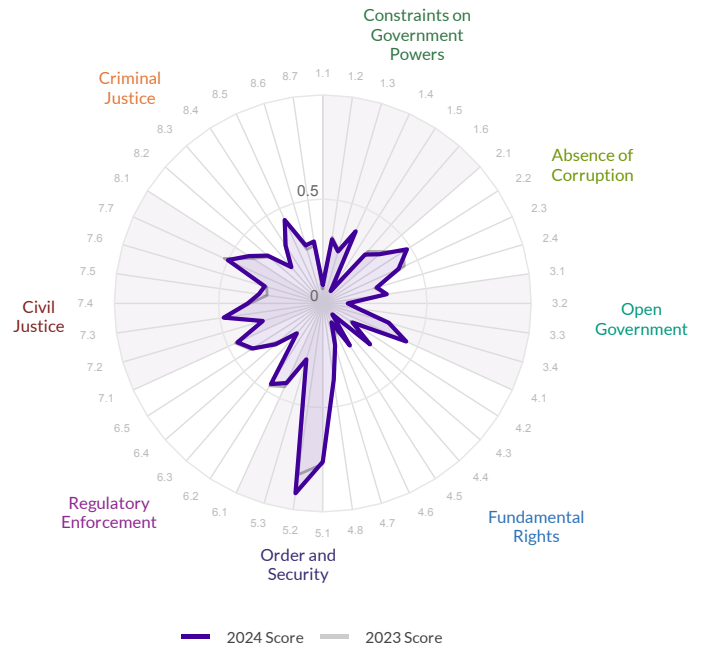
Region: Middle East and North Africa  
Income Group: Lower-Middle

The scores range from 0 to 1, where 1 signifies the highest possible score and 0 signifies the lowest possible score.

Overall Score	Regional Rank	Income Rank	Global Rank
0.35	9/9	34/38	135/142

Score Change	Rank Change
0.00	1 ▲

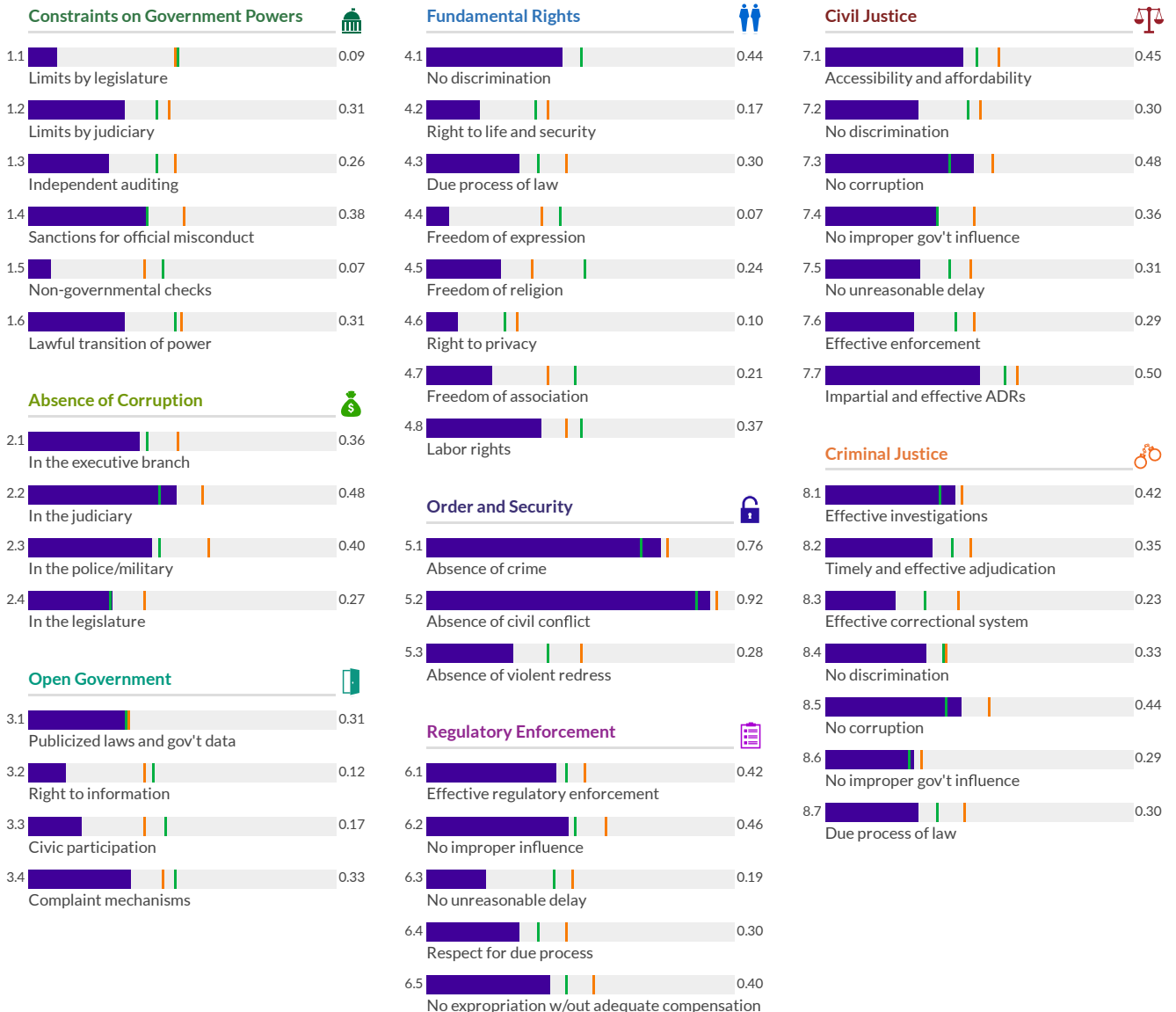
	Factor Score	Score Change	Regional Rank	Income Rank	Global Rank
Constraints on Government Powers	0.24	-0.01	9/9	37/38	140/142
Absence of Corruption	0.37	-0.01	8/9	20/38	106/142
Open Government	0.23	0.00	9/9	37/38	141/142
Fundamental Rights	0.24	0.00	8/9	36/38	140/142
Order and Security	0.65	0.03	8/9	24/38	102/142
Regulatory Enforcement	0.35	-0.01	9/9	34/38	134/142
Civil Justice	0.38	0.01	9/9	32/38	130/142
Criminal Justice	0.34	0.01	8/9	24/38	109/142



\* Indicates statistically significant change at the 10 percent level

Low Medium High

— Egypt, Arab Rep. — Middle East and North Africa — Lower-Middle



# El Salvador

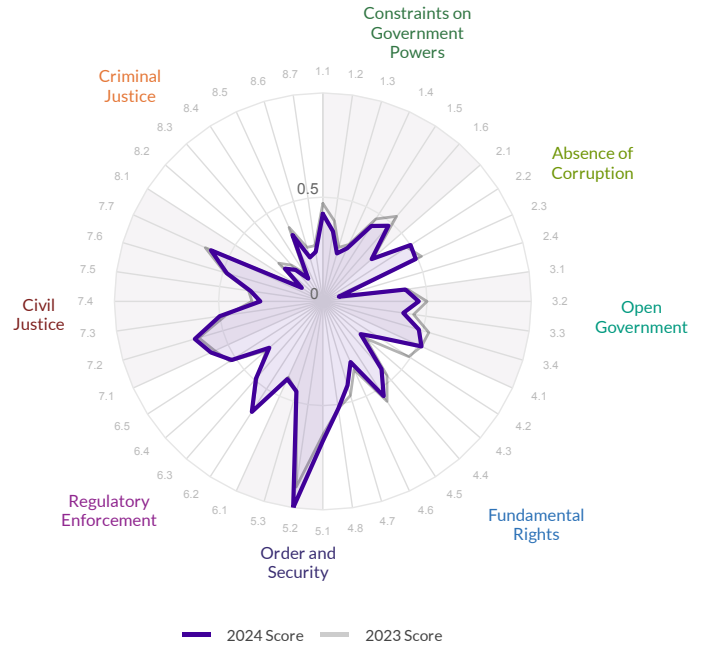
Region: Latin America and Caribbean  
Income Group: Upper-Middle

The scores range from 0 to 1, where 1 signifies the highest possible score and 0 signifies the lowest possible score.

Overall Score	Regional Rank	Income Rank	Global Rank
<b>0.43</b>	<b>26/32</b>	<b>36/41</b>	<b>111/142</b>

Score Change	Rank Change
<b>-0.01</b>	<b>-3</b>

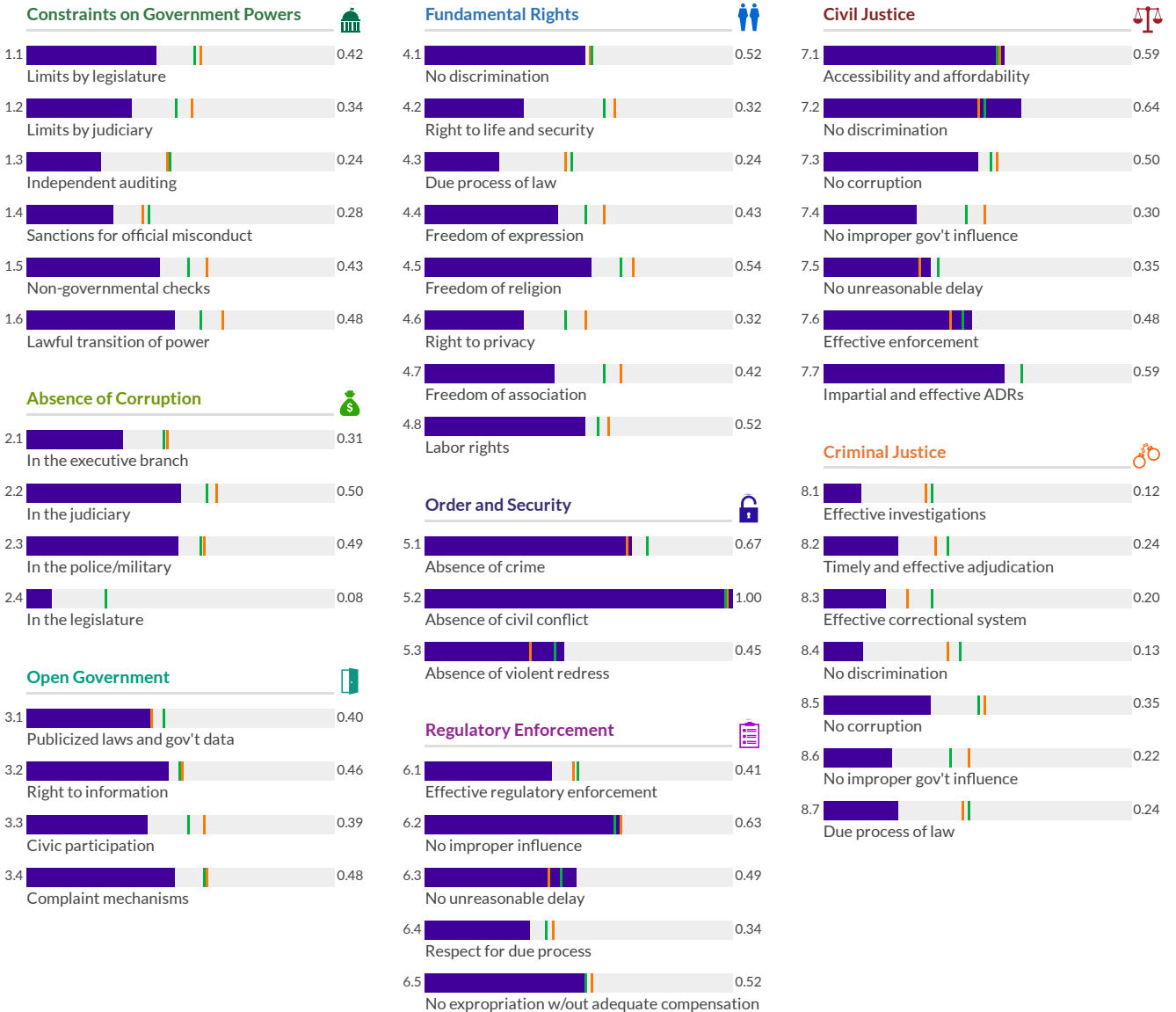
	Factor Score	Score Change	Regional Rank	Income Rank	Global Rank
Constraints on Government Powers	0.36	-0.04*	28/32	34/41	120/142
Absence of Corruption	0.35	0.00	23/32	35/41	113/142
Open Government	0.43	-0.03*	28/32	34/41	100/142
Fundamental Rights	0.41	-0.04*	30/32	36/41	117/142
Order and Security	0.71	0.05	10/32	24/41	78/142
Regulatory Enforcement	0.48	0.00	19/32	21/41	80/142
Civil Justice	0.49	-0.01	19/32	26/41	85/142
Criminal Justice	0.22	-0.03	30/32	40/41	140/142



\* Indicates statistically significant change at the 10 percent level

Low Medium High

El Salvador Latin America and Caribbean Upper-Middle



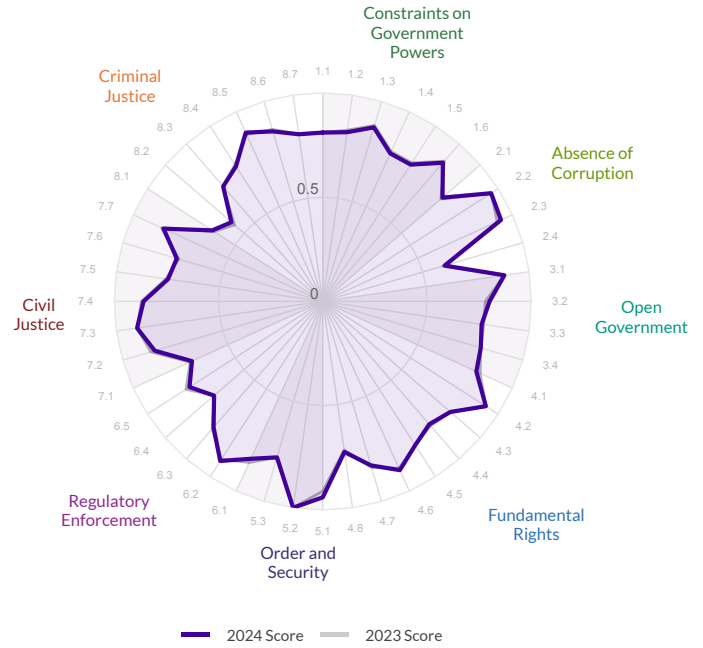
# Estonia

Region: EU, EFTA, and North America  
Income Group: High

The scores range from 0 to 1, where 1 signifies the highest possible score and 0 signifies the lowest possible score.

Overall Score	Regional Rank	Income Rank	Global Rank
<b>0.82</b>	<b>9/31</b>	<b>10/47</b>	<b>10/142</b>
Score Change	Rank Change		
<b>0.00</b>	<b>-1</b> ▼		

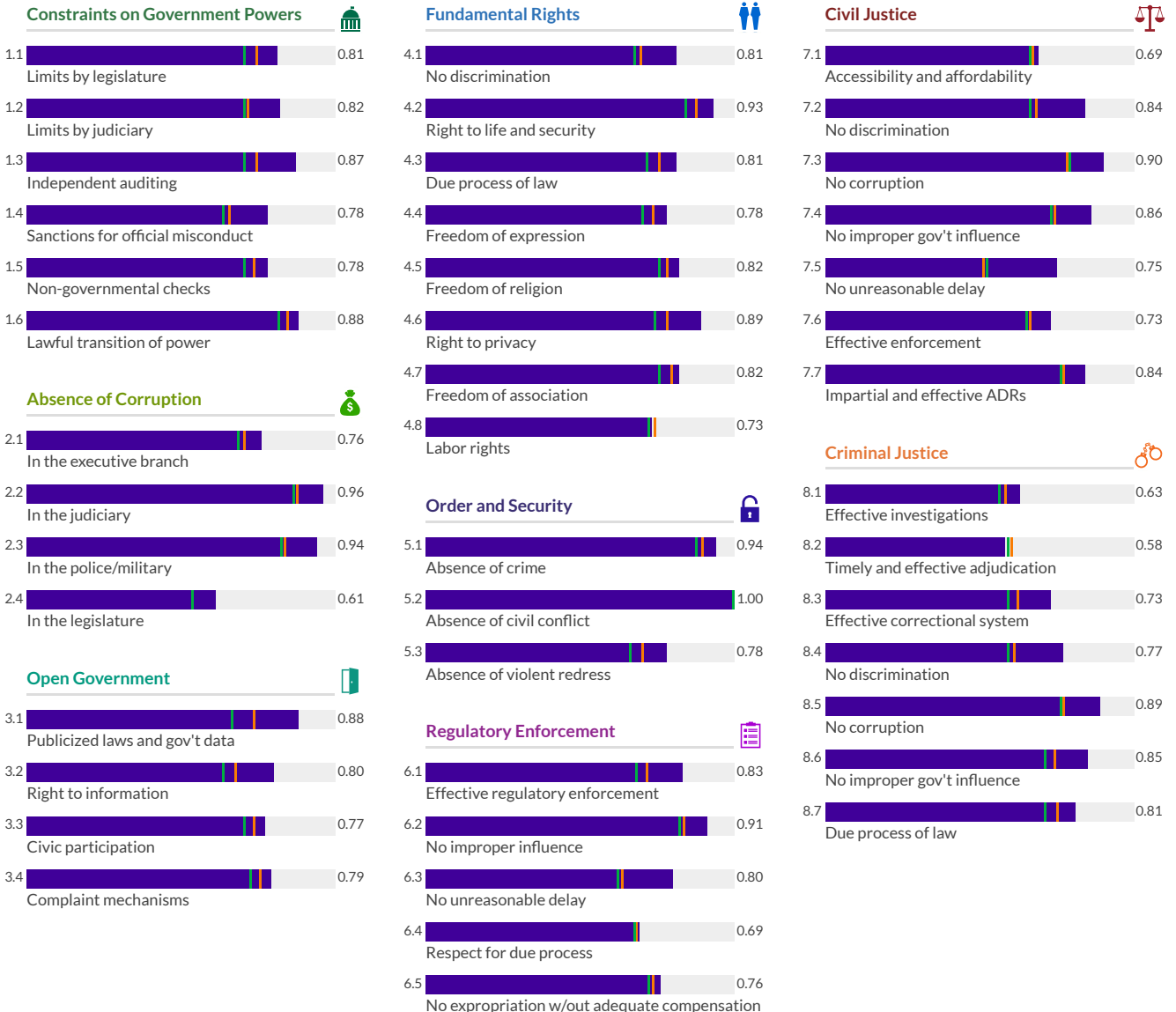
	Factor Score	Score Change	Regional Rank	Income Rank	Global Rank
Constraints on Government Powers	0.82	-0.01	8/31	9/47	9/142
Absence of Corruption	0.82	0.01	11/31	15/47	15/142
Open Government	0.81	0.00	7/31	8/47	8/142
Fundamental Rights	0.82	0.00	11/31	12/47	12/142
Order and Security	0.91	0.01	8/31	12/47	12/142
Regulatory Enforcement	0.80	-0.01	11/31	14/47	14/142
Civil Justice	0.80	-0.01	7/31	7/47	7/142
Criminal Justice	0.75	0.00	7/31	9/47	9/142



\* Indicates statistically significant change at the 10 percent level

■ Low ■ Medium ■ High

■ Estonia ■ EU, EFTA, and North America ■ High



# Ethiopia

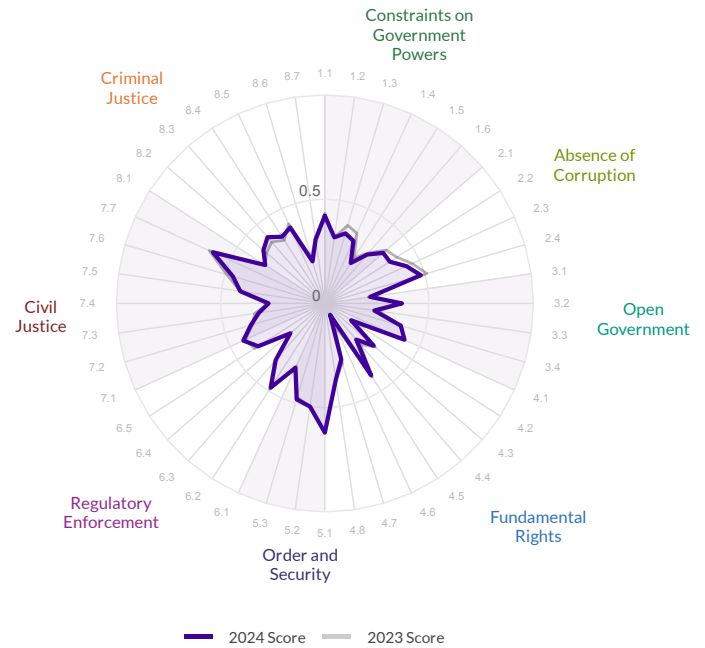
Region: Sub-Saharan Africa  
Income Group: Low

The scores range from 0 to 1, where 1 signifies the highest possible score and 0 signifies the lowest possible score.

Overall Score	Regional Rank	Income Rank	Global Rank
0.37	30/34	13/16	130/142

Score Change	Rank Change
-0.01 ▾	-1 ▾

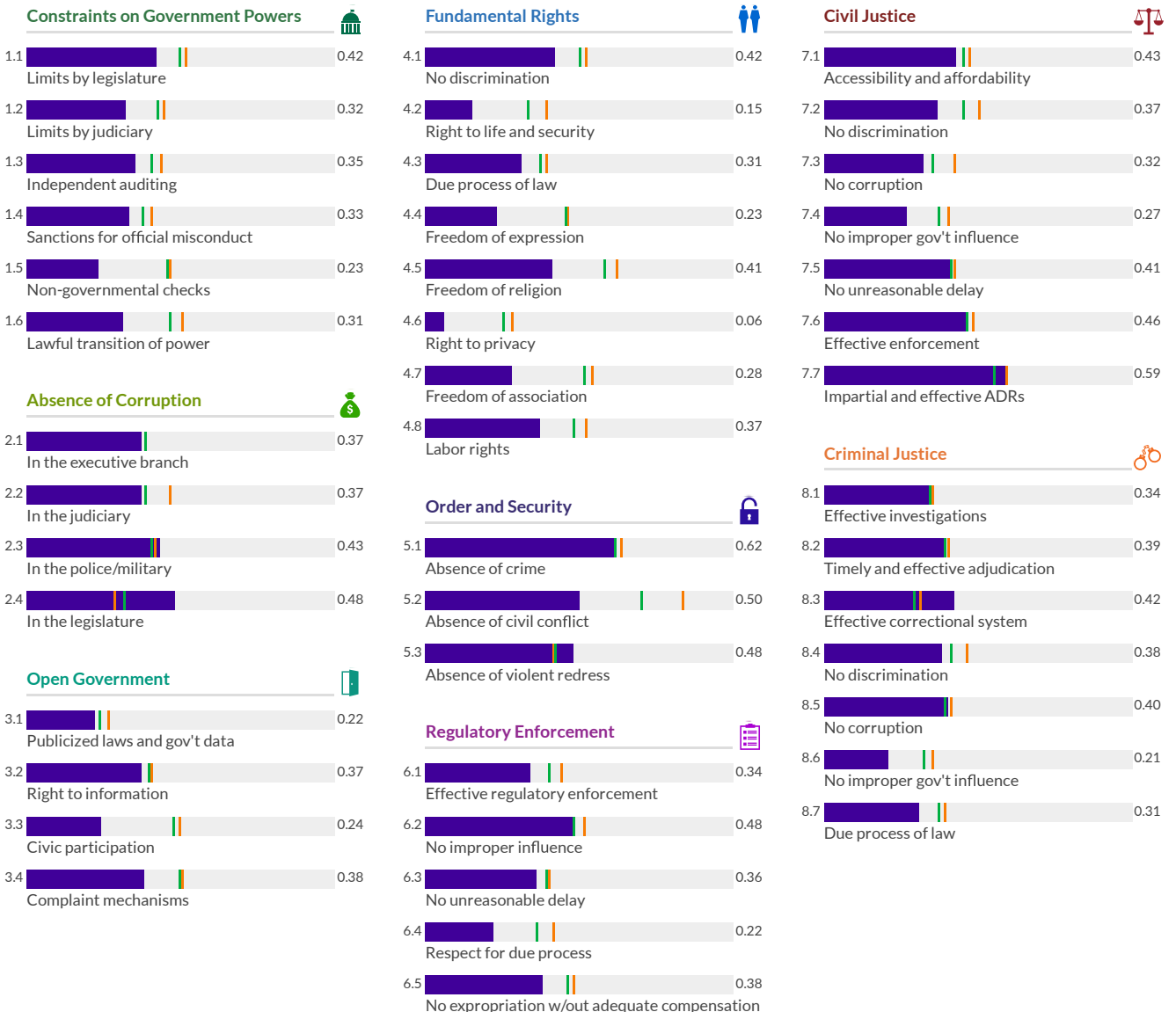
	Factor Score	Score Change	Regional Rank	Income Rank	Global Rank
Constraints on Government Powers	0.33	-0.02*	32/34	15/16	130/142
Absence of Corruption	0.41	-0.03*	12/34	6/16	90/142
Open Government	0.30	0.00	33/34	16/16	136/142
Fundamental Rights	0.28	-0.02	34/34	15/16	137/142
Order and Security	0.53	0.00	27/34	10/16	129/142
Regulatory Enforcement	0.36	0.00	30/34	12/16	132/142
Civil Justice	0.41	-0.01	28/34	12/16	121/142
Criminal Justice	0.35	0.00	22/34	8/16	104/142



\* Indicates statistically significant change at the 10 percent level

Low Medium High

Ethiopia Sub-Saharan Africa Low





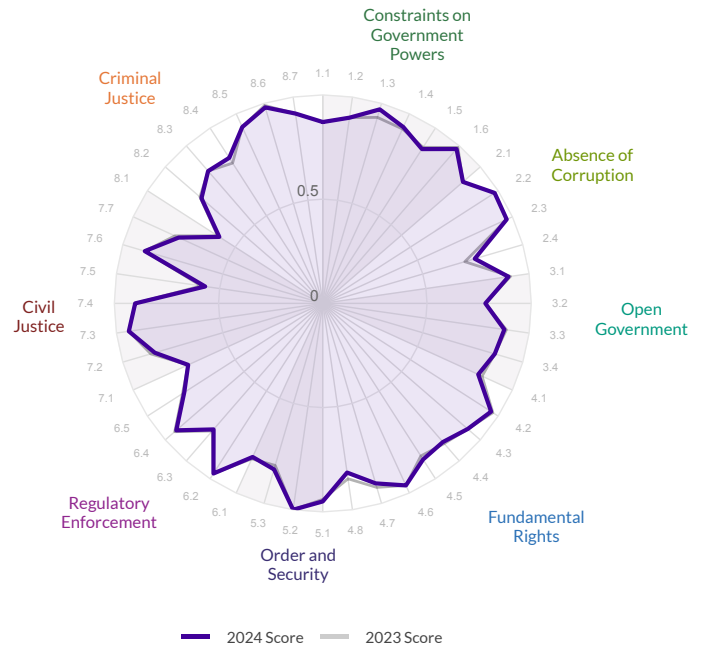
# Finland

Region: EU, EFTA, and North America  
Income Group: High

The scores range from 0 to 1, where 1 signifies the highest possible score and 0 signifies the lowest possible score.

Overall Score	Regional Rank	Income Rank	Global Rank
<b>0.87</b>	<b>3/31</b>	<b>3/47</b>	<b>3/142</b>
Score Change	Rank Change		
<b>0.00</b>	<b>0</b>		

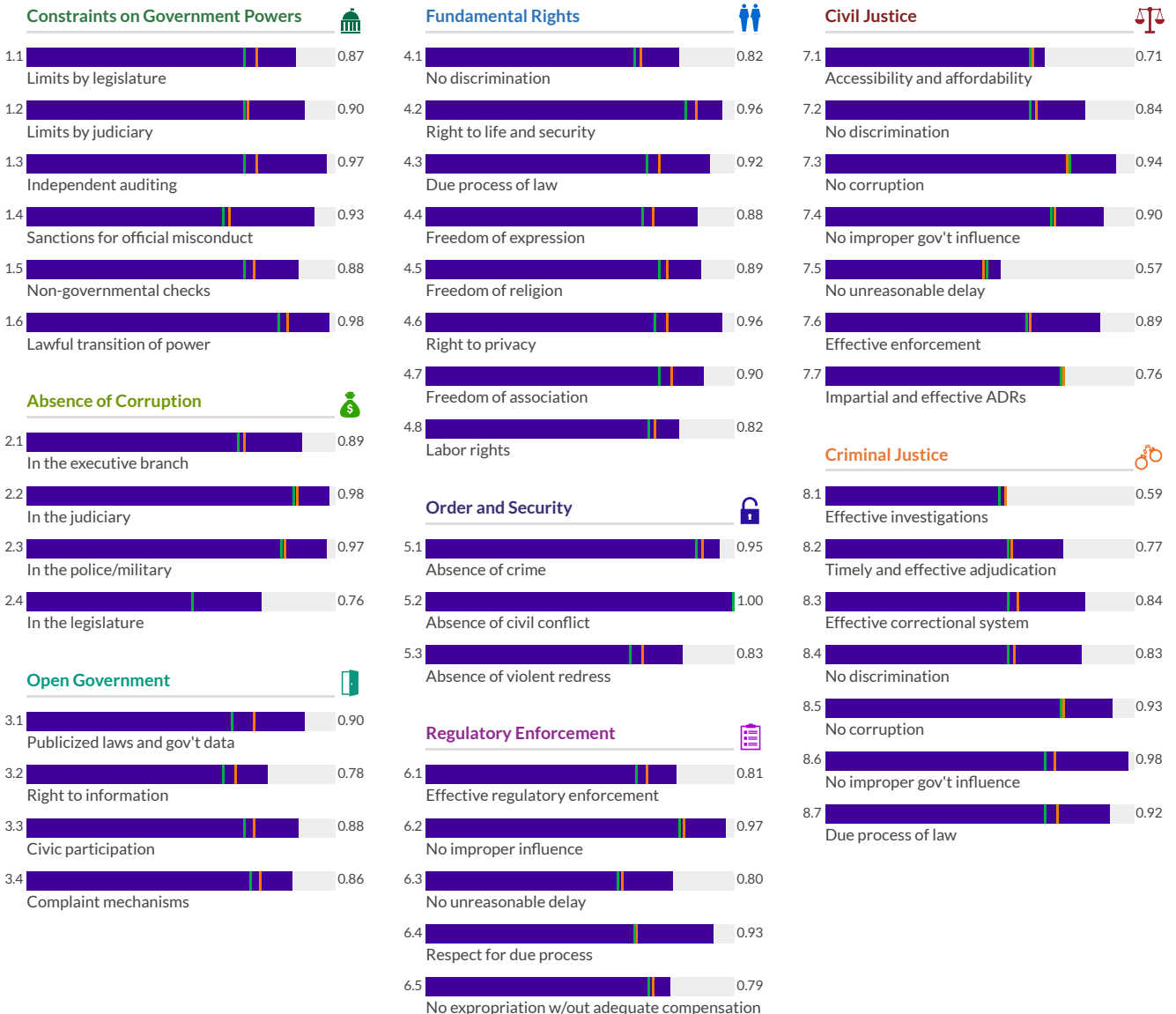
	Factor Score	Score Change	Regional Rank	Income Rank	Global Rank
Constraints on Government Powers	0.92	0.00	2/31	2/47	2/142
Absence of Corruption	0.90	0.01	4/31	5/47	5/142
Open Government	0.86	0.00	2/31	2/47	2/142
Fundamental Rights	0.89	-0.01	3/31	3/47	3/142
Order and Security	0.93	0.01	5/31	6/47	6/142
Regulatory Enforcement	0.86	-0.01	3/31	4/47	4/142
Civil Justice	0.80	-0.01	6/31	6/47	6/142
Criminal Justice	0.84	0.00	2/31	2/47	2/142



\* Indicates statistically significant change at the 10 percent level

Low Medium High

Finland EU, EFTA, and North America High



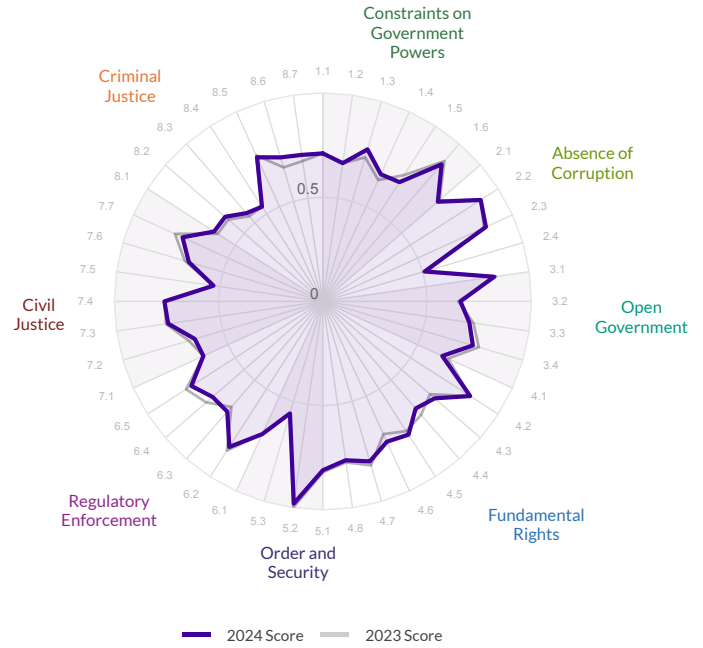
# France

Region: EU, EFTA, and North America  
Income Group: High

The scores range from 0 to 1, where 1 signifies the highest possible score and 0 signifies the lowest possible score.

Overall Score	Regional Rank	Income Rank	Global Rank
0.72	17/31	22/47	22/142
Score Change	Rank Change		
0.00	-1 ▼		

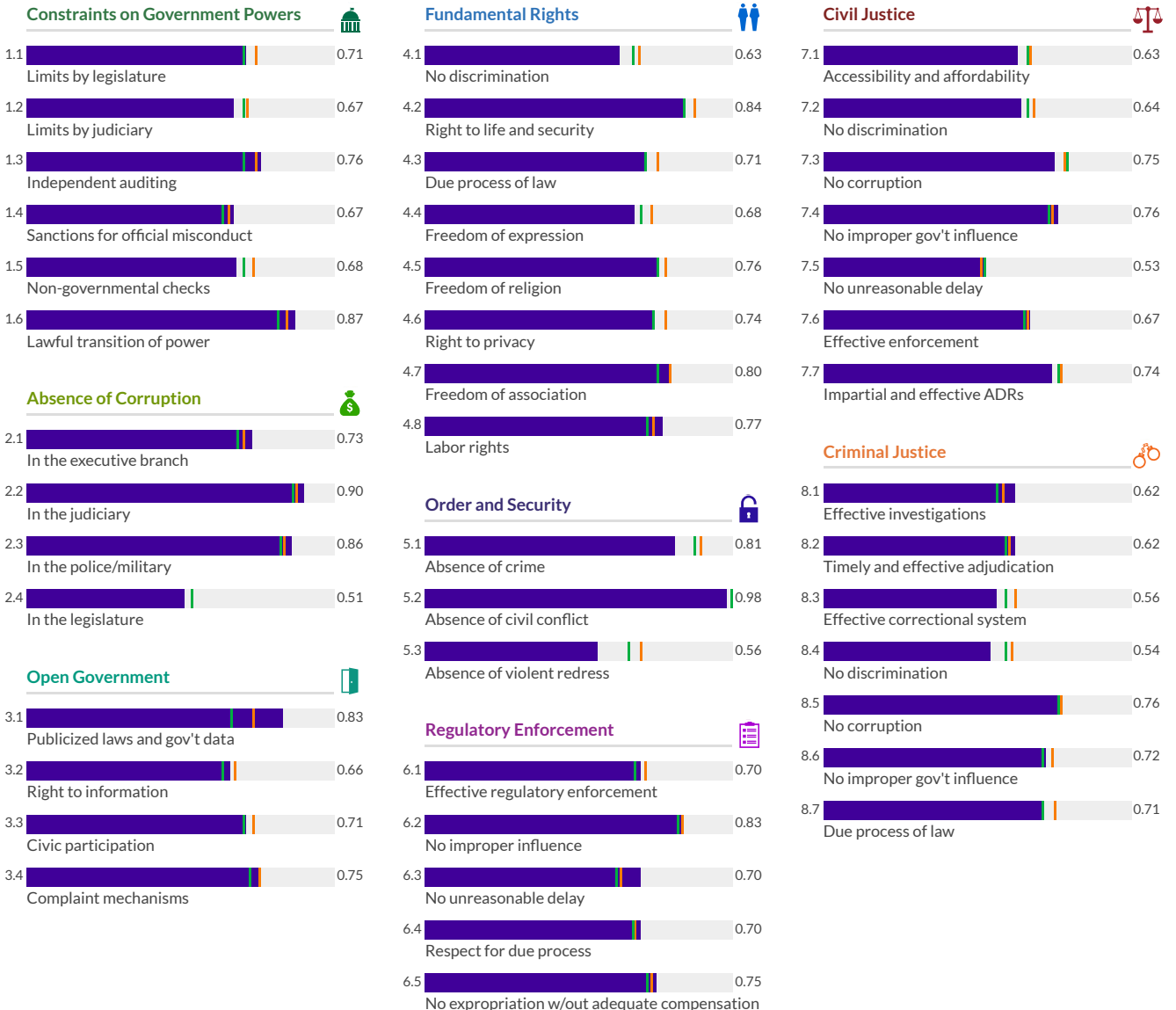
	Factor Score	Score Change	Regional Rank	Income Rank	Global Rank
Constraints on Government Powers	0.73	0.00	17/31	20/47	21/142
Absence of Corruption	0.75	0.00	14/31	20/47	20/142
Open Government	0.74	-0.01	15/31	17/47	17/142
Fundamental Rights	0.74	0.00	20/31	25/47	26/142
Order and Security	0.78	-0.01	28/31	38/47	49/142
Regulatory Enforcement	0.74	-0.01	15/31	21/47	21/142
Civil Justice	0.67	-0.01	17/31	26/47	26/142
Criminal Justice	0.65	0.02	19/31	26/47	26/142



\* Indicates statistically significant change at the 10 percent level

Low Medium High

France EU, EFTA, and North America High



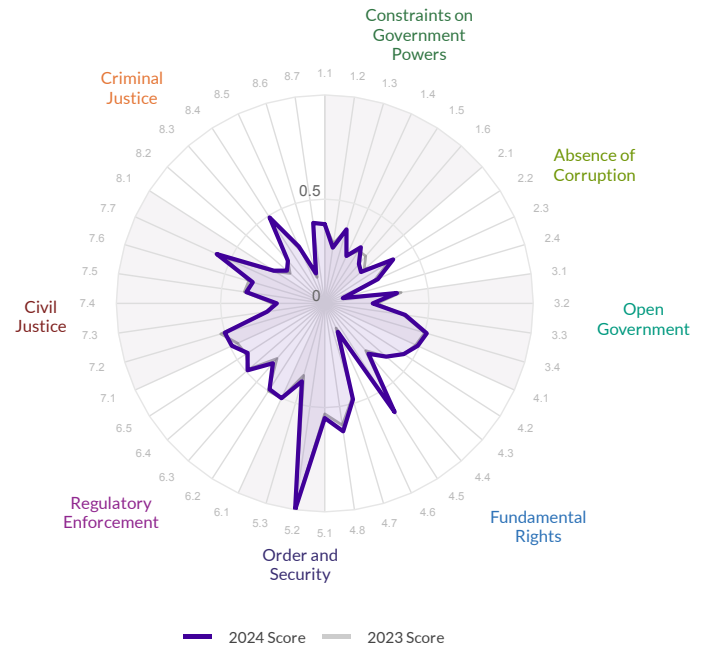
# Gabon

The scores range from 0 to 1, where 1 signifies the highest possible score and 0 signifies the lowest possible score.

Overall Score	Regional Rank	Income Rank	Global Rank
0.40	25/34	40/41	122/142

Score Change	Rank Change
0.00	2▲

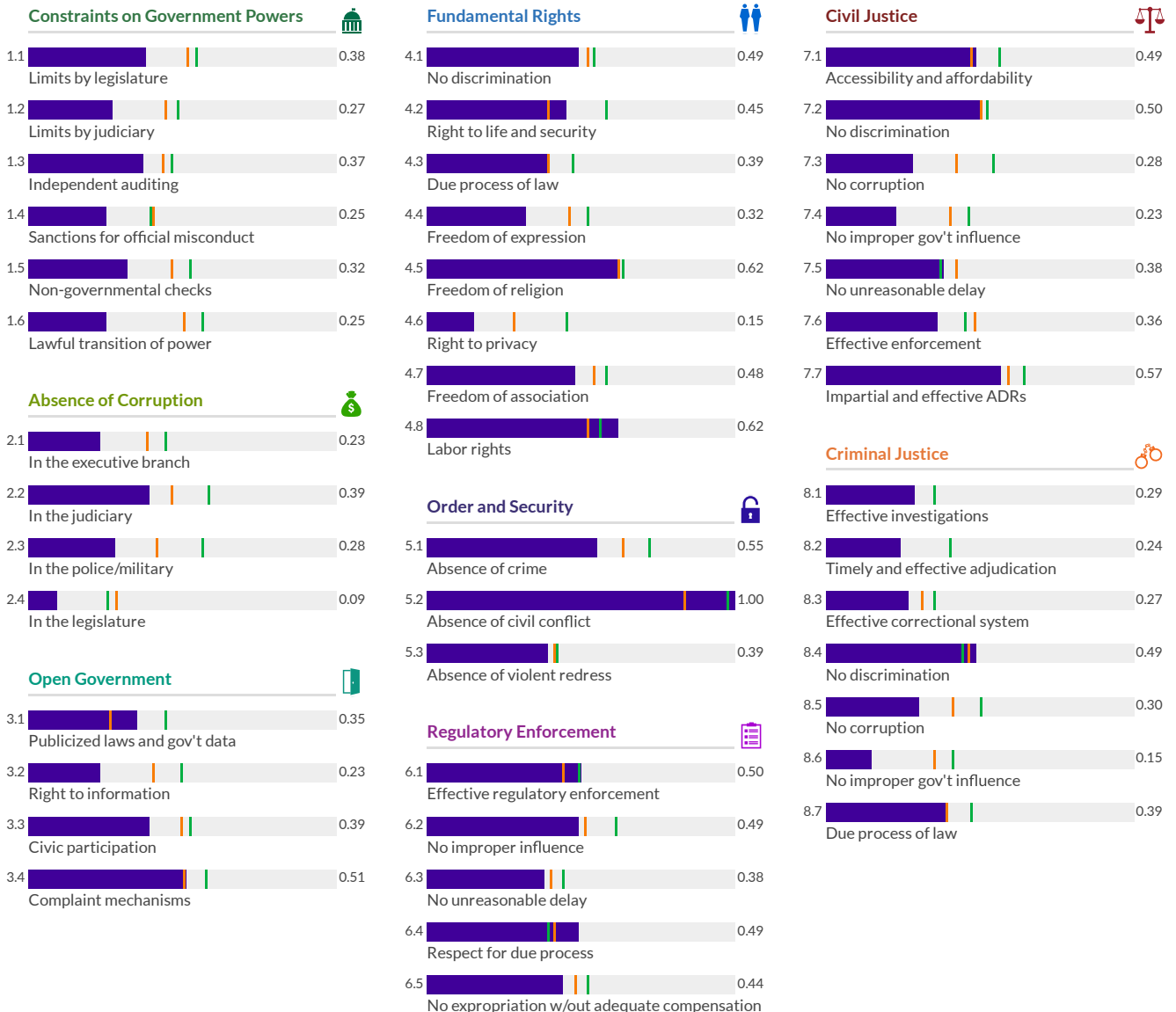
	Factor Score	Score Change	Regional Rank	Income Rank	Global Rank
Constraints on Government Powers	0.31	-0.01	33/34	38/41	134/142
Absence of Corruption	0.25	0.01	33/34	41/41	138/142
Open Government	0.37	0.00	22/34	39/41	119/142
Fundamental Rights	0.44	0.01	21/34	35/41	111/142
Order and Security	0.65	0.01	18/34	28/41	103/142
Regulatory Enforcement	0.46	0.00	14/34	26/41	90/142
Civil Justice	0.40	0.00	29/34	38/41	124/142
Criminal Justice	0.30	0.01	30/34	35/41	125/142



\* Indicates statistically significant change at the 10 percent level

Low Medium High

— Gabon — Sub-Saharan Africa — Upper-Middle



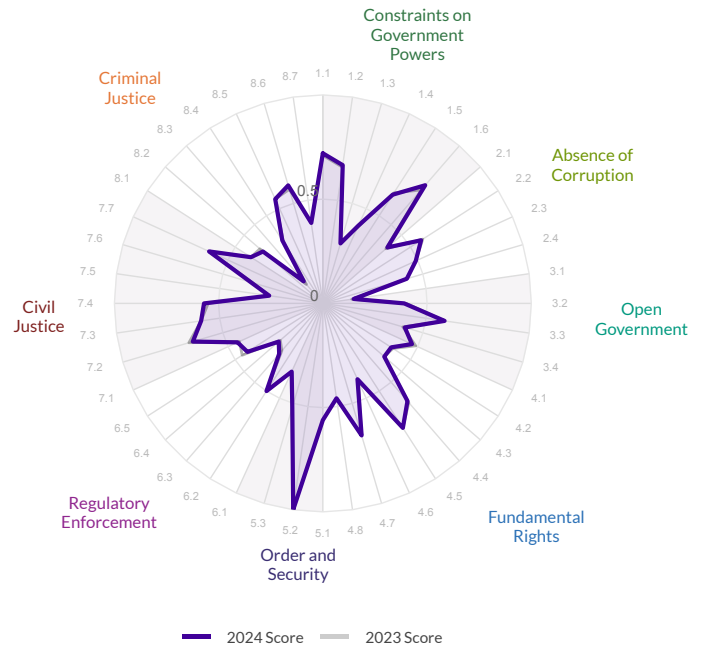
# The Gambia

Region: Sub-Saharan Africa  
Income Group: Low

The scores range from 0 to 1, where 1 signifies the highest possible score and 0 signifies the lowest possible score.

Overall Score	Regional Rank	Income Rank	Global Rank
<b>0.49</b>	<b>9/34</b>	<b>3/16</b>	<b>87/142</b>
Score Change	Rank Change		
<b>0.00</b>	<b>-2</b> ▾		

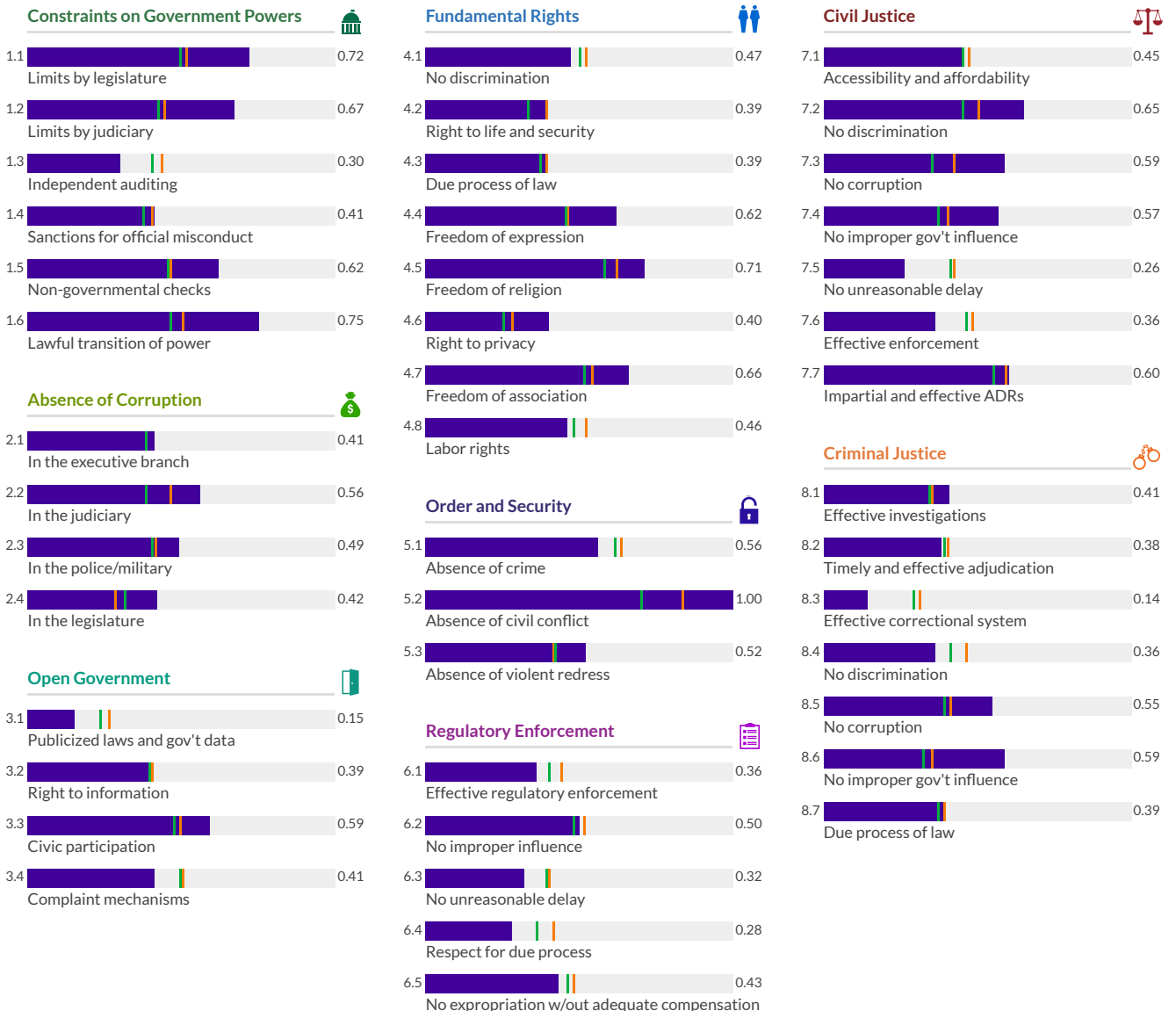
	Factor Score	Score Change	Regional Rank	Income Rank	Global Rank
<b>Constraints on Government Powers</b>	0.58	0.01	6/34	2/16	54/142
<b>Absence of Corruption</b>	0.47	0.00	6/34	2/16	67/142
<b>Open Government</b>	0.38	0.00	19/34	8/16	114/142
<b>Fundamental Rights</b>	0.51	-0.01	11/34	4/16	81/142
<b>Order and Security</b>	0.69	0.00	10/34	3/16	83/142
<b>Regulatory Enforcement</b>	0.38	0.01	27/34	11/16	128/142
<b>Civil Justice</b>	0.50	0.00	11/34	3/16	82/142
<b>Criminal Justice</b>	0.40	0.00	11/34	4/16	81/142



\* Indicates statistically significant change at the 10 percent level

Low Medium High

The Gambia Sub-Saharan Africa Low



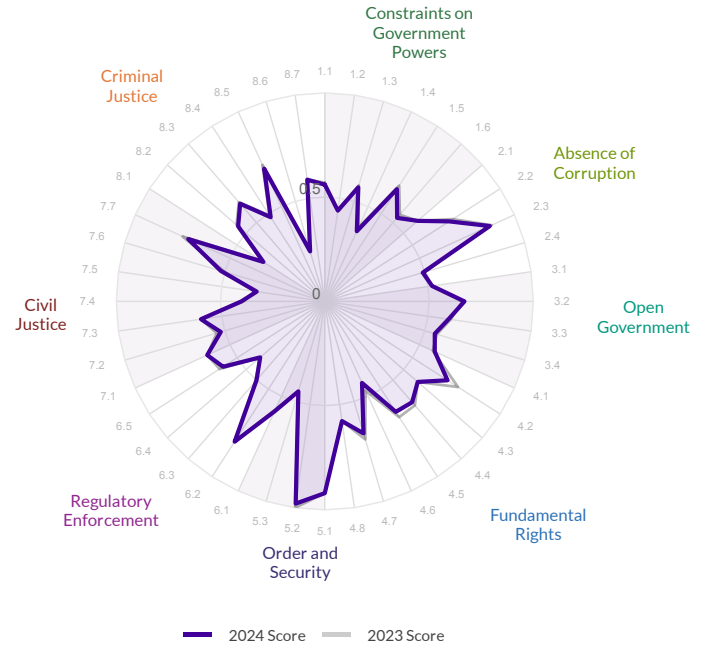
# Georgia

Region: Eastern Europe and Central Asia  
Income Group: Upper-Middle

The scores range from 0 to 1, where 1 signifies the highest possible score and 0 signifies the lowest possible score.

Overall Score	Regional Rank	Income Rank	Global Rank
<b>0.60</b>	<b>1/15</b>	<b>7/41</b>	<b>49/142</b>
Score Change	Rank Change		
<b>-0.01</b>	<b>-1</b>		

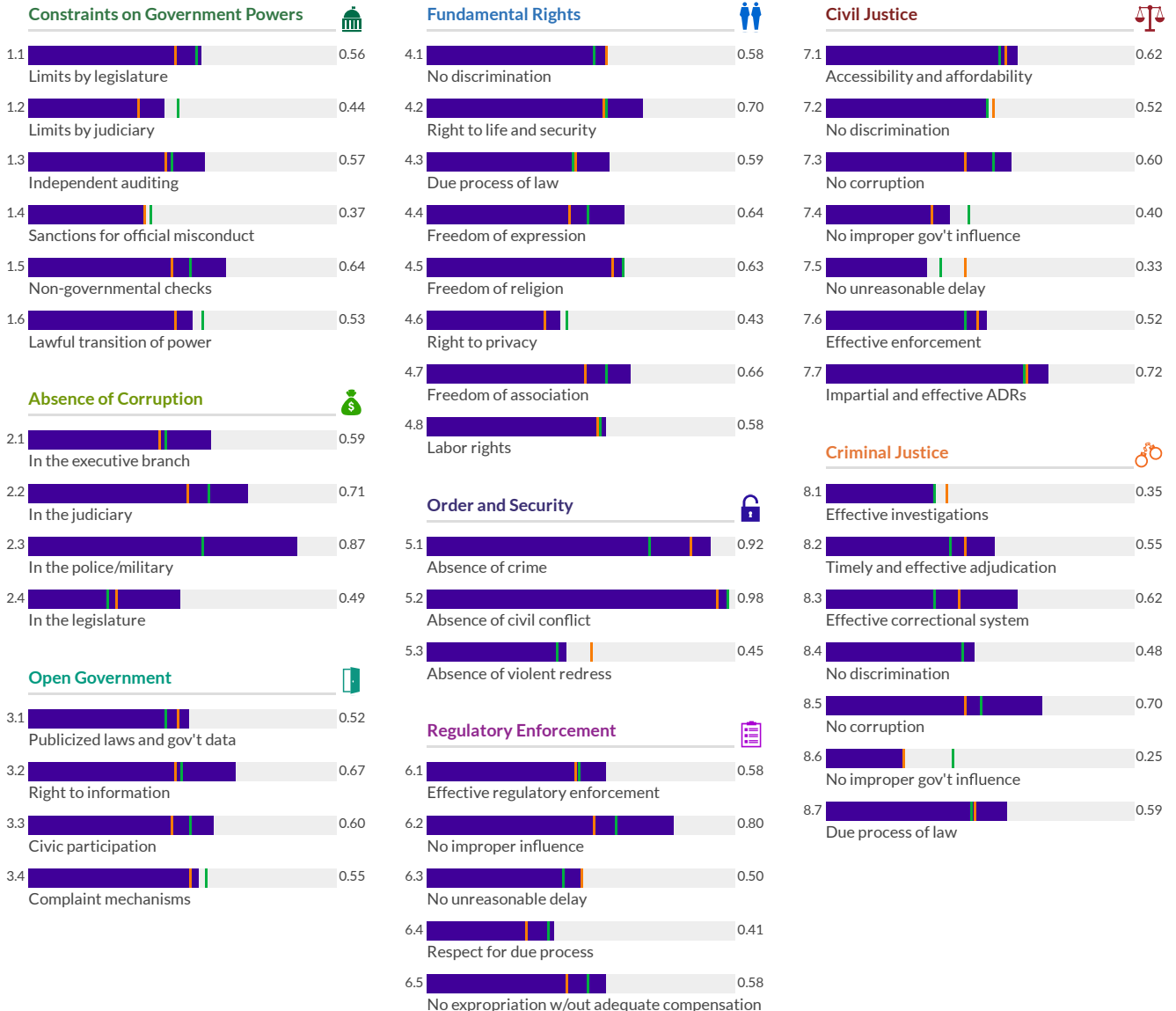
Factor	Score	Score Change	Regional Rank	Income Rank	Global Rank
Constraints on Government Powers	0.52	-0.01	4/15	19/41	73/142
Absence of Corruption	0.67	-0.01	1/15	2/41	35/142
Open Government	0.59	0.00	1/15	7/41	45/142
Fundamental Rights	0.60	-0.02	5/15	16/41	57/142
Order and Security	0.78	-0.01	8/15	10/41	51/142
Regulatory Enforcement	0.57	0.00	1/15	6/41	46/142
Civil Justice	0.53	0.00	5/15	16/41	68/142
Criminal Justice	0.51	-0.01	1/15	11/41	54/142



\* Indicates statistically significant change at the 10 percent level

Low Medium High

Georgia Eastern Europe and Central Asia Upper-Middle



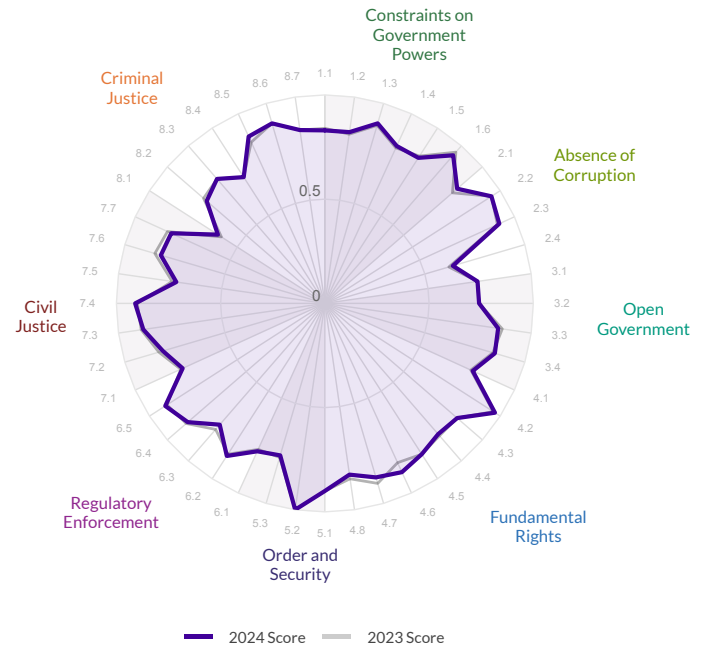
# Germany

Region: EU, EFTA, and North America  
Income Group: High

The scores range from 0 to 1, where 1 signifies the highest possible score and 0 signifies the lowest possible score.

Overall Score	Regional Rank	Income Rank	Global Rank
<b>0.83</b>	<b>5/31</b>	<b>5/47</b>	<b>5/142</b>
Score Change	Rank Change		
<b>0.00</b>	<b>0</b>		

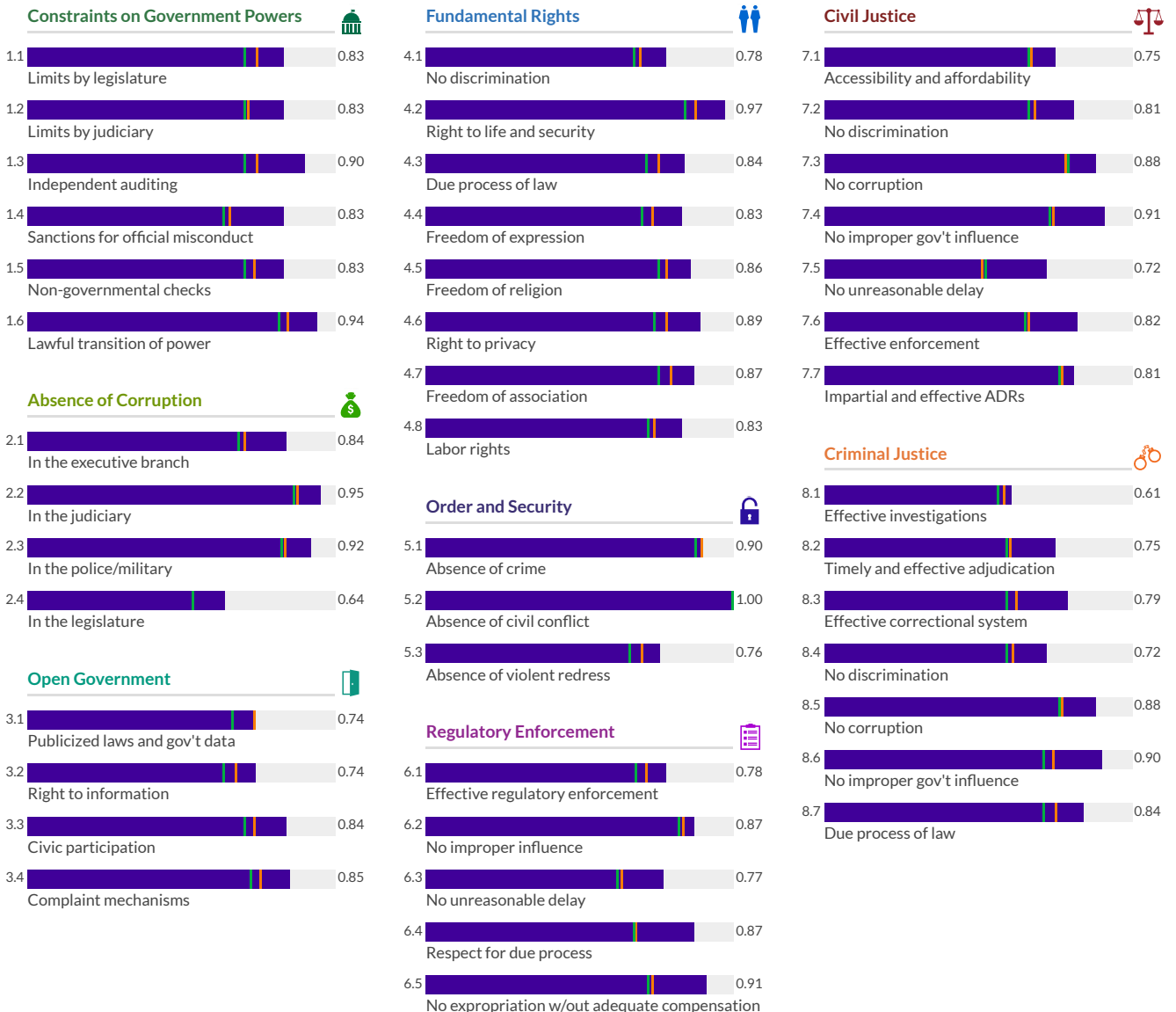
	Factor Score	Score Change	Regional Rank	Income Rank	Global Rank
<b>Constraints on Government Powers</b>	0.86	0.00	4/31	4/47	4/142
<b>Absence of Corruption</b>	0.84	0.01	7/31	9/47	9/142
<b>Open Government</b>	0.79	0.00	11/31	13/47	13/142
<b>Fundamental Rights</b>	0.86	0.00	5/31	5/47	5/142
<b>Order and Security</b>	0.89	0.00	16/31	20/47	21/142
<b>Regulatory Enforcement</b>	0.84	0.00	5/31	7/47	7/142
<b>Civil Justice</b>	0.82	-0.01	5/31	5/47	5/142
<b>Criminal Justice</b>	0.78	0.00	5/31	5/47	5/142



\* Indicates statistically significant change at the 10 percent level

Low Medium High

Germany EU, EFTA, and North America High

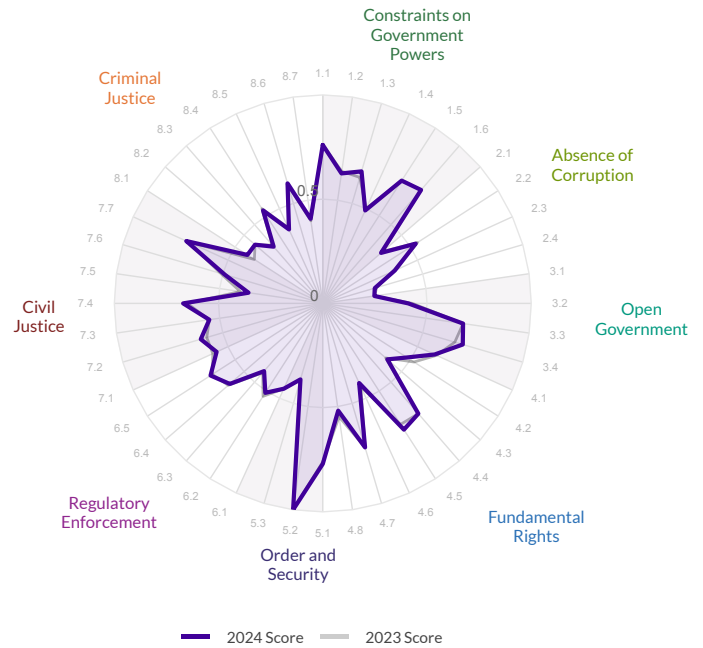


# Ghana

The scores range from 0 to 1, where 1 signifies the highest possible score and 0 signifies the lowest possible score.

Overall Score	Regional Rank	Income Rank	Global Rank
<b>0.55</b>	<b>7/34</b>	<b>3/38</b>	<b>62/142</b>
Score Change	Rank Change		
<b>0.00</b>	<b>-1</b> ▼		

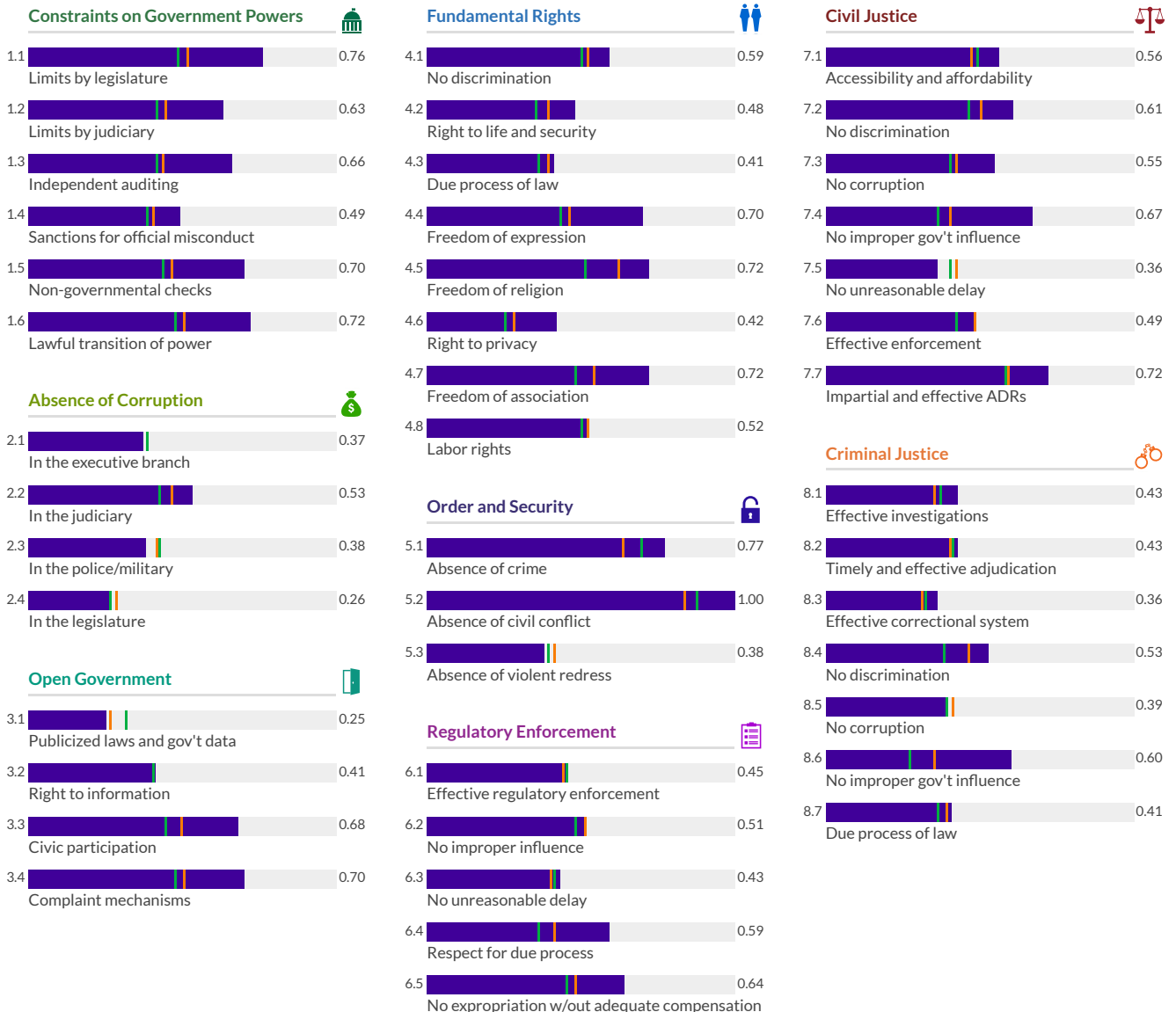
	Factor Score	Score Change	Regional Rank	Income Rank	Global Rank
Constraints on Government Powers	0.66	0.00	1/34	1/38	31/142
Absence of Corruption	0.39	0.00	16/34	17/38	102/142
Open Government	0.51	0.00	4/34	5/38	67/142
Fundamental Rights	0.57	-0.01	7/34	3/38	67/142
Order and Security	0.71	0.00	5/34	10/38	74/142
Regulatory Enforcement	0.53	-0.01	6/34	3/38	60/142
Civil Justice	0.57	0.00	6/34	2/38	54/142
Criminal Justice	0.45	0.00	8/34	6/38	69/142



\* Indicates statistically significant change at the 10 percent level

Low Medium High

— Ghana — Sub-Saharan Africa — Lower-Middle



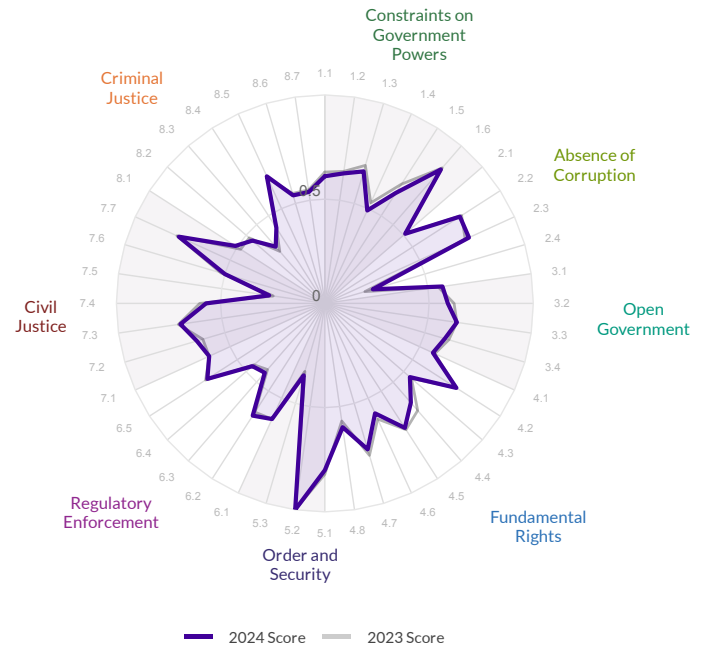
# Greece

Region: EU, EFTA, and North America  
Income Group: High

The scores range from 0 to 1, where 1 signifies the highest possible score and 0 signifies the lowest possible score.

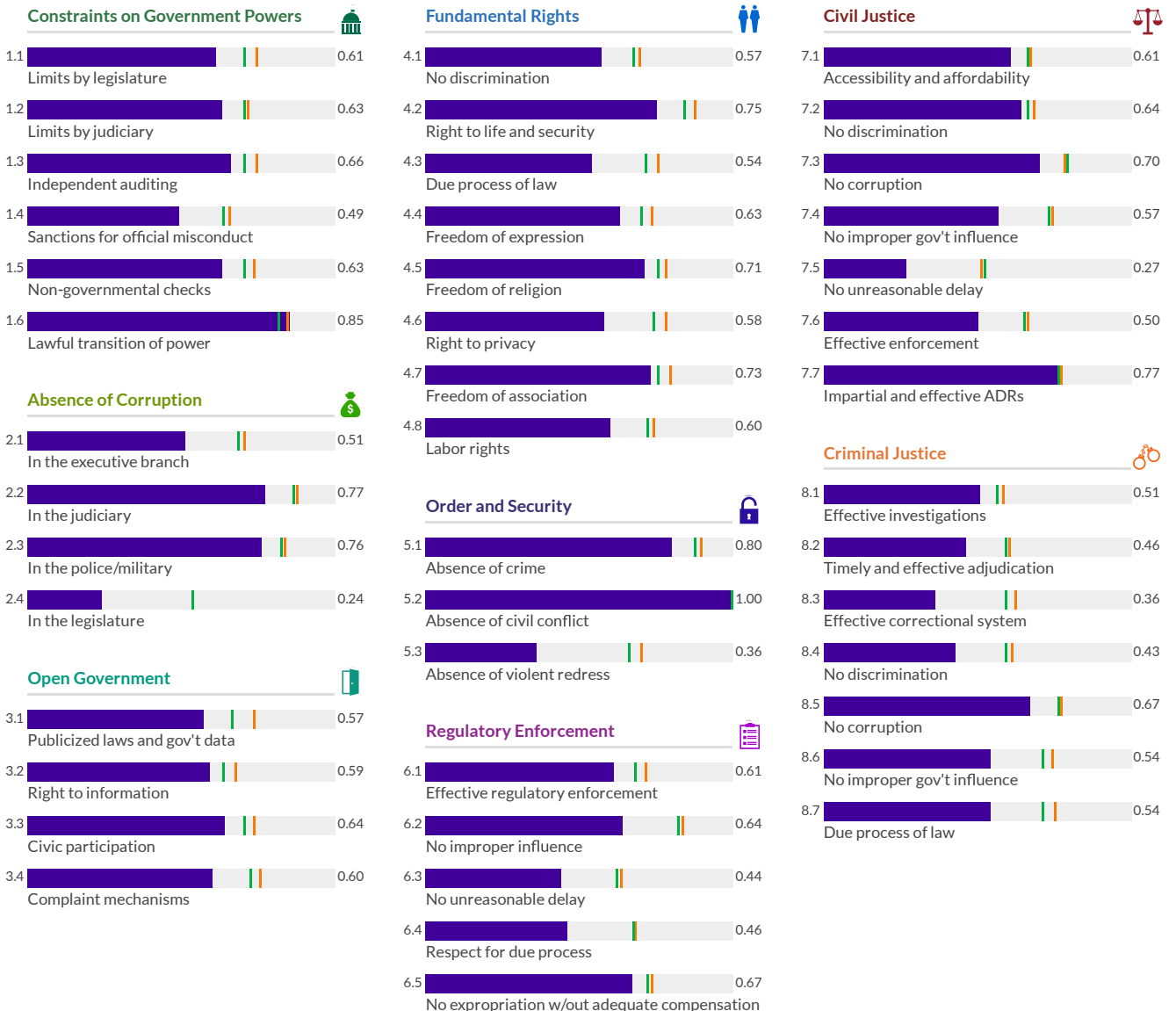
Overall Score	Regional Rank	Income Rank	Global Rank
<b>0.60</b>	<b>29/31</b>	<b>41/47</b>	<b>47/142</b>
Score Change	Rank Change		
<b>0.00</b>	<b>0</b>		

	Factor Score	Score Change	Regional Rank	Income Rank	Global Rank
Constraints on Government Powers	0.64	-0.03*	24/31	32/47	35/142
Absence of Corruption	0.57	0.01	27/31	41/47	52/142
Open Government	0.60	0.00	27/31	35/47	39/142
Fundamental Rights	0.64	-0.01	28/31	38/47	46/142
Order and Security	0.72	0.00	31/31	42/47	71/142
Regulatory Enforcement	0.56	0.01	28/31	41/47	50/142
Civil Justice	0.58	-0.01	26/31	38/47	49/142
Criminal Justice	0.50	0.00	29/31	42/47	56/142



\* Indicates statistically significant change at the 10 percent level

Legend: Greece (dark purple), EU, EFTA, and North America (orange), High (green)





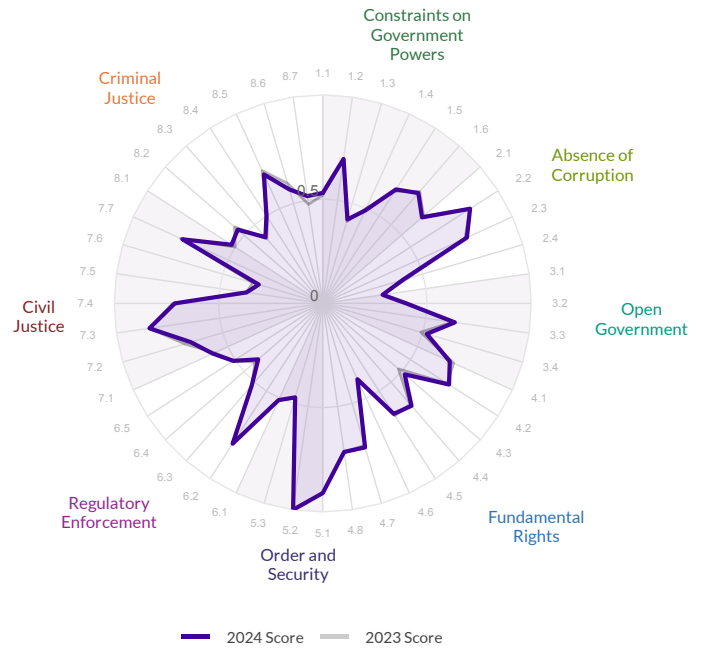
# Grenada

Region: Latin America and Caribbean  
Income Group: Upper-Middle

The scores range from 0 to 1, where 1 signifies the highest possible score and 0 signifies the lowest possible score.

Overall Score	Regional Rank	Income Rank	Global Rank
<b>0.60</b>	<b>9/32</b>	<b>6/41</b>	<b>48/142</b>
Score Change	Rank Change		
<b>0.00</b>	<b>1 ▲</b>		

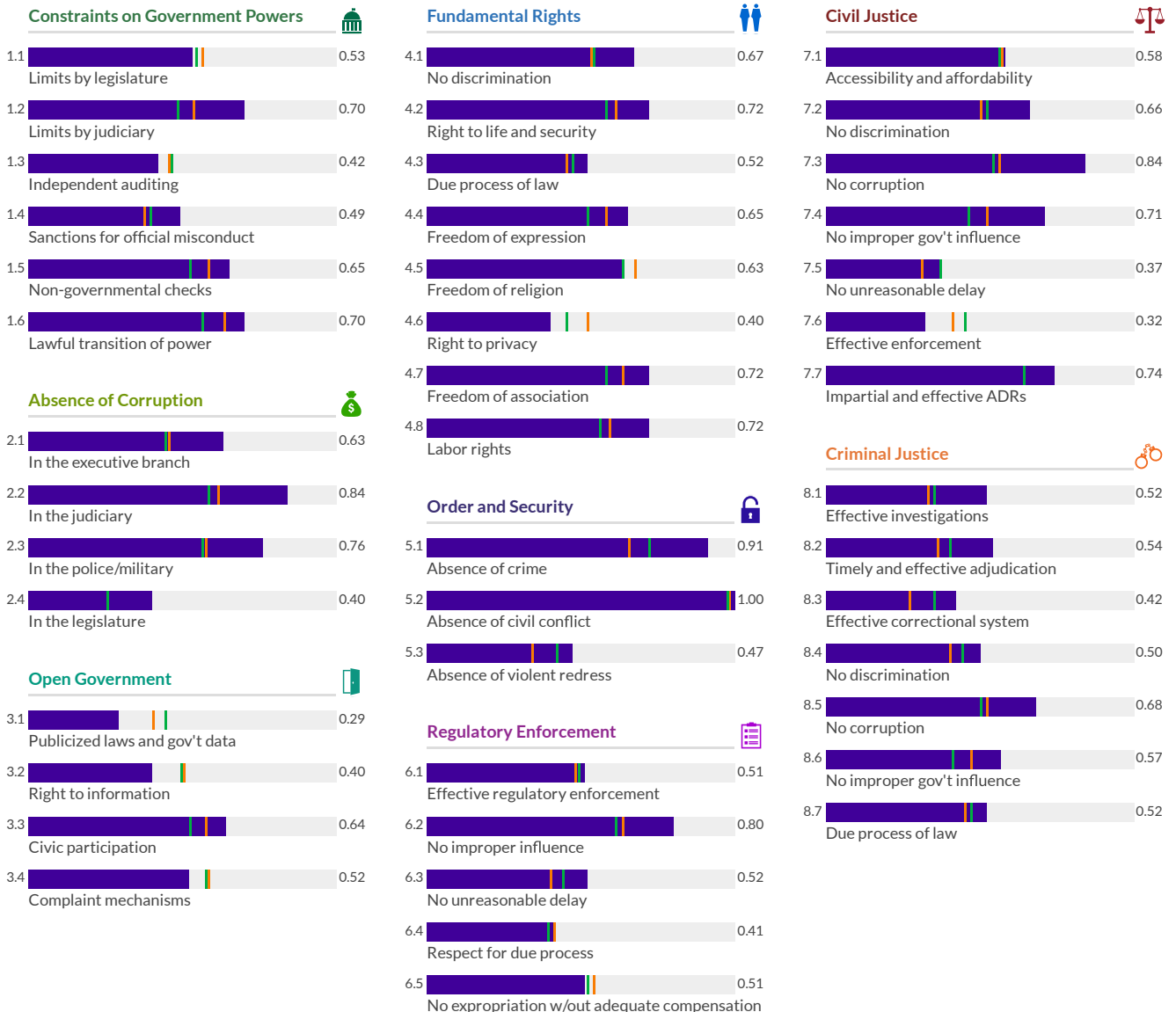
	Factor Score	Score Change	Regional Rank	Income Rank	Global Rank
Constraints on Government Powers	0.58	0.00	10/32	8/41	51/142
Absence of Corruption	0.66	0.00	5/32	3/41	37/142
Open Government	0.46	0.01	23/32	30/41	83/142
Fundamental Rights	0.63	0.00	12/32	10/41	49/142
Order and Security	0.79	0.00	2/32	8/41	45/142
Regulatory Enforcement	0.55	0.00	8/32	9/41	53/142
Civil Justice	0.60	-0.01	8/32	9/41	46/142
Criminal Justice	0.54	0.00	10/32	9/41	49/142



\* Indicates statistically significant change at the 10 percent level

Low Medium High

Grenada Latin America and Caribbean Upper-Middle



# Guatemala

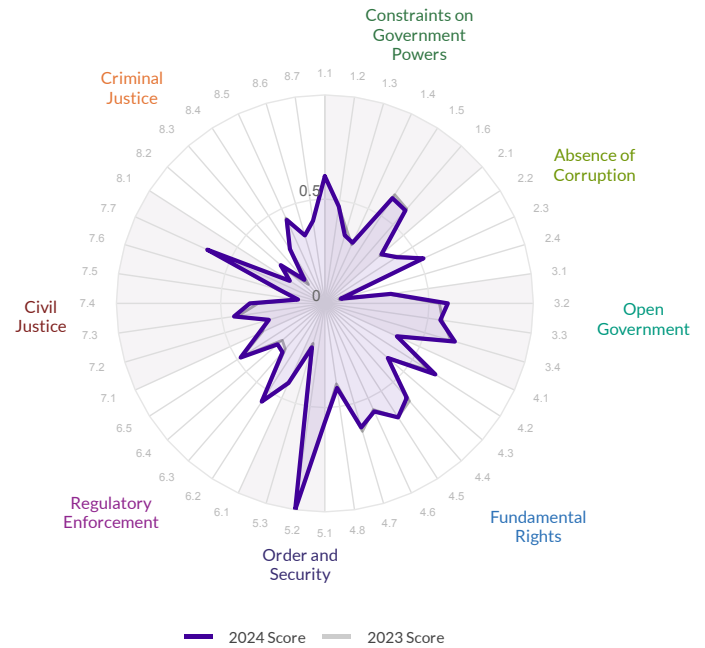
Region: Latin America and Caribbean  
Income Group: Upper-Middle

The scores range from 0 to 1, where 1 signifies the highest possible score and 0 signifies the lowest possible score.

Overall Score	Regional Rank	Income Rank	Global Rank
0.44	25/32	35/41	107/142

Score Change	Rank Change
0.01 ▲	4 ▲

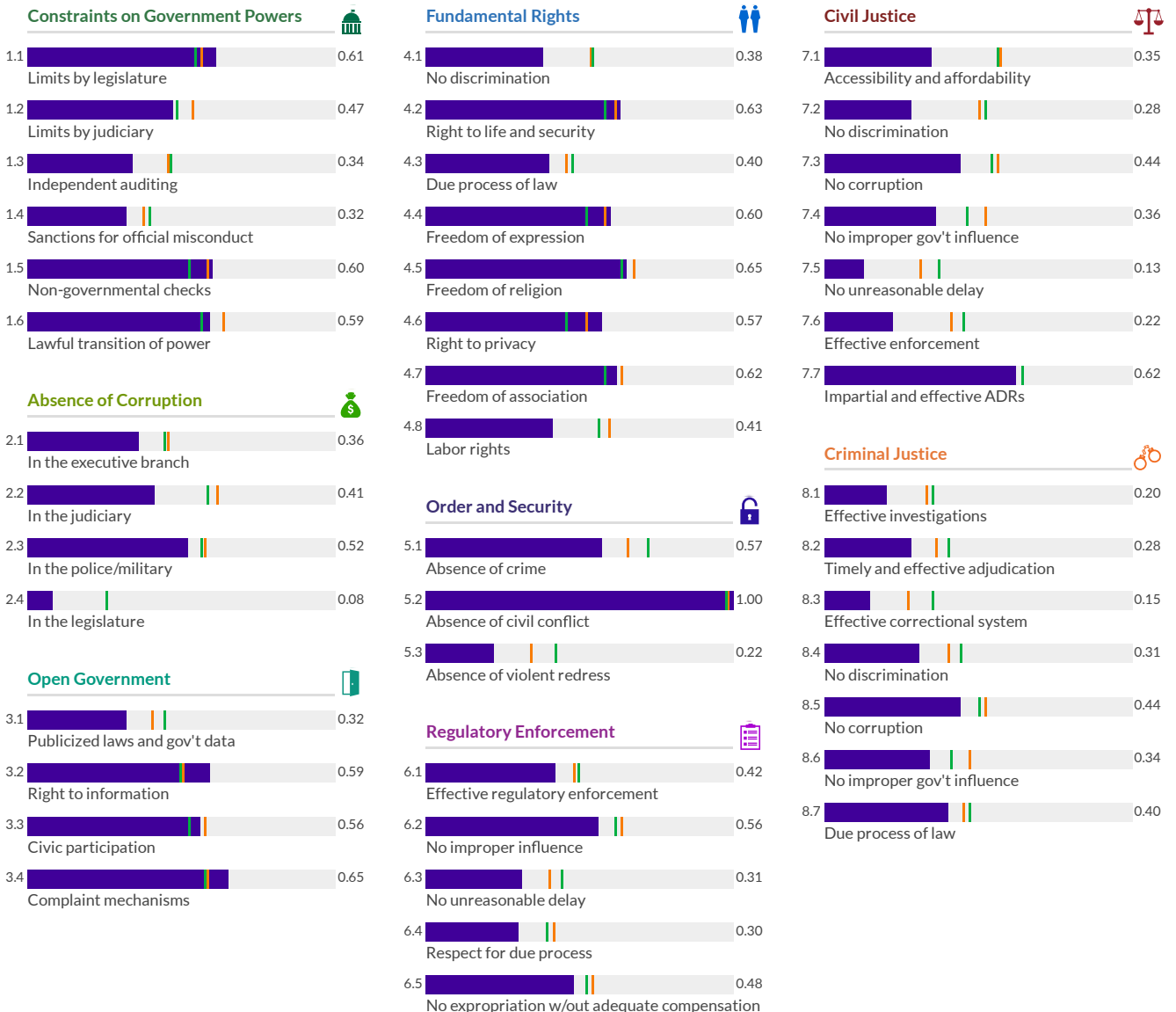
	Factor Score	Score Change	Regional Rank	Income Rank	Global Rank
Constraints on Government Powers	0.49	-0.01	23/32	25/41	85/142
Absence of Corruption	0.34	0.00	24/32	36/41	114/142
Open Government	0.53	0.01	14/32	18/41	60/142
Fundamental Rights	0.53	0.00	19/32	23/41	74/142
Order and Security	0.60	0.01	27/32	37/41	124/142
Regulatory Enforcement	0.42	0.01	27/32	39/41	116/142
Civil Justice	0.34	0.01	28/32	40/41	135/142
Criminal Justice	0.30	0.00	24/32	36/41	126/142



\* Indicates statistically significant change at the 10 percent level

Low Medium High

Guatemala Latin America and Caribbean Upper-Middle

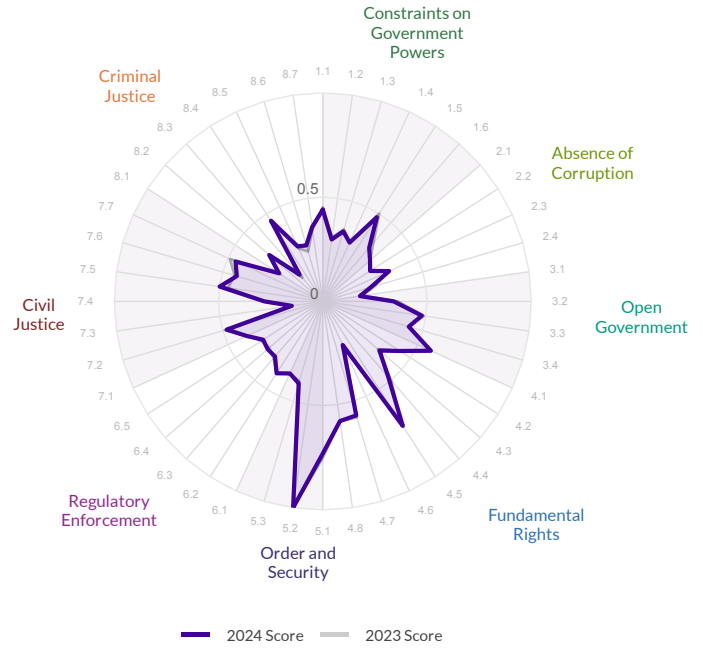


# Guinea

The scores range from 0 to 1, where 1 signifies the highest possible score and 0 signifies the lowest possible score.

Overall Score	Regional Rank	Income Rank	Global Rank
<b>0.41</b>	<b>22/34</b>	<b>24/38</b>	<b>119/142</b>
Score Change	Rank Change		
<b>0.00</b>	<b>-1</b> ▼		

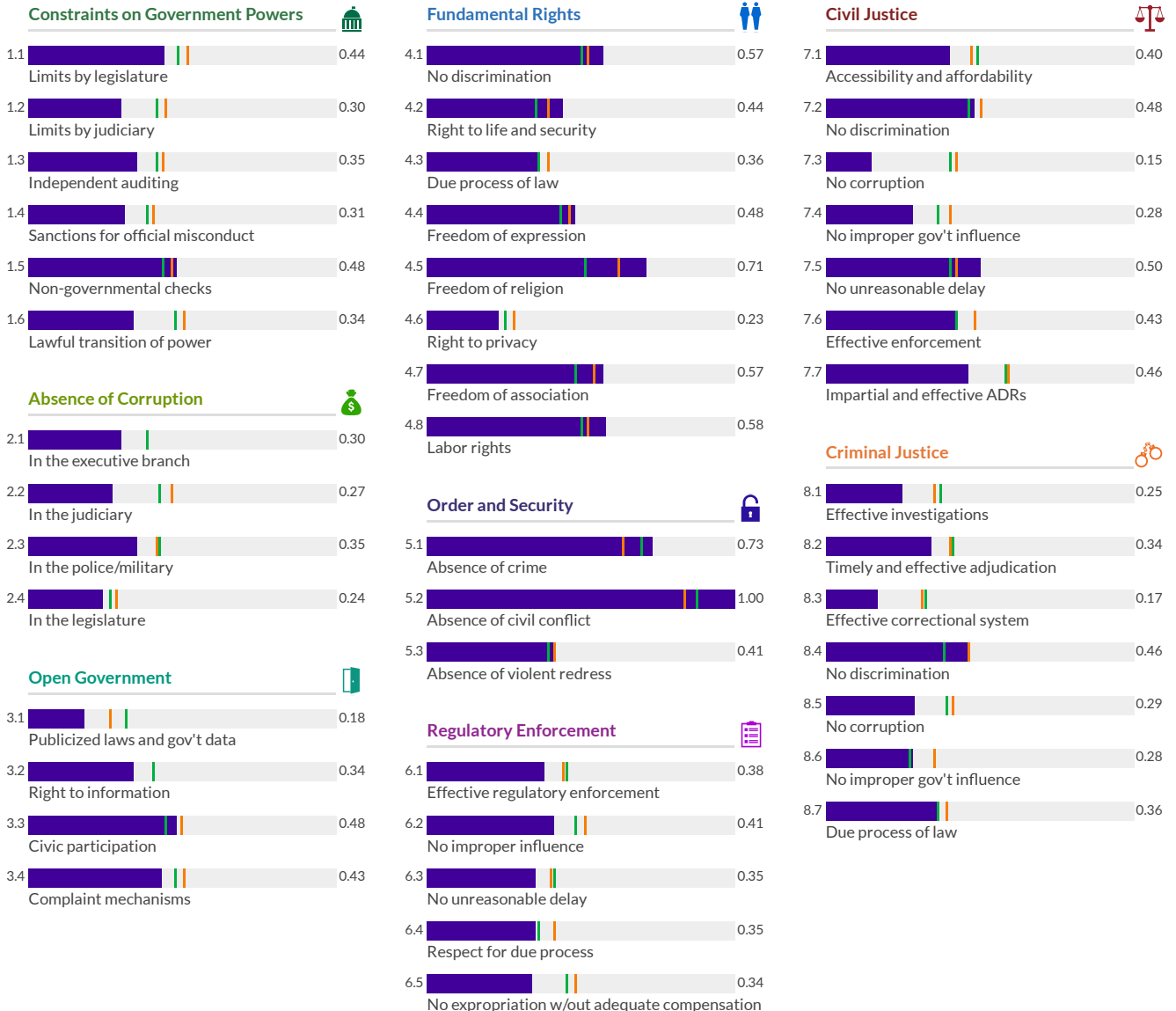
	Factor Score	Score Change	Regional Rank	Income Rank	Global Rank
Constraints on Government Powers	0.37	-0.01	26/34	27/38	117/142
Absence of Corruption	0.29	0.00	28/34	33/38	131/142
Open Government	0.36	-0.01	23/34	26/38	120/142
Fundamental Rights	0.49	0.00	13/34	8/38	87/142
Order and Security	0.71	0.00	4/34	9/38	73/142
Regulatory Enforcement	0.37	0.00	28/34	32/38	130/142
Civil Justice	0.39	0.00	32/34	31/38	129/142
Criminal Justice	0.31	0.01	29/34	29/38	123/142



\* Indicates statistically significant change at the 10 percent level

Low Medium High

Guinea Sub-Saharan Africa Lower-Middle



# Guyana

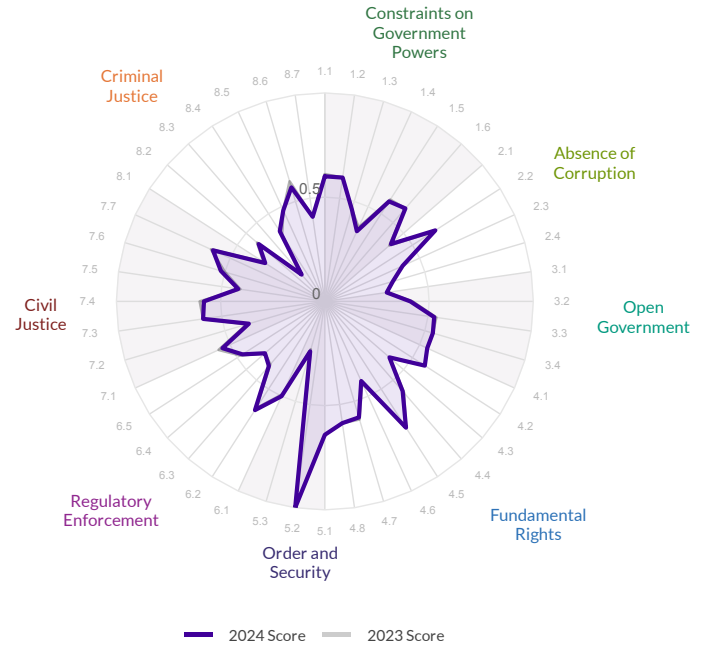
Region: Latin America and Caribbean  
Income Group: High

The scores range from 0 to 1, where 1 signifies the highest possible score and 0 signifies the lowest possible score.

Overall Score	Regional Rank	Income Rank	Global Rank
0.50	16/32	47/47	77/142

Score Change	Rank Change
0.00	-1 ▼

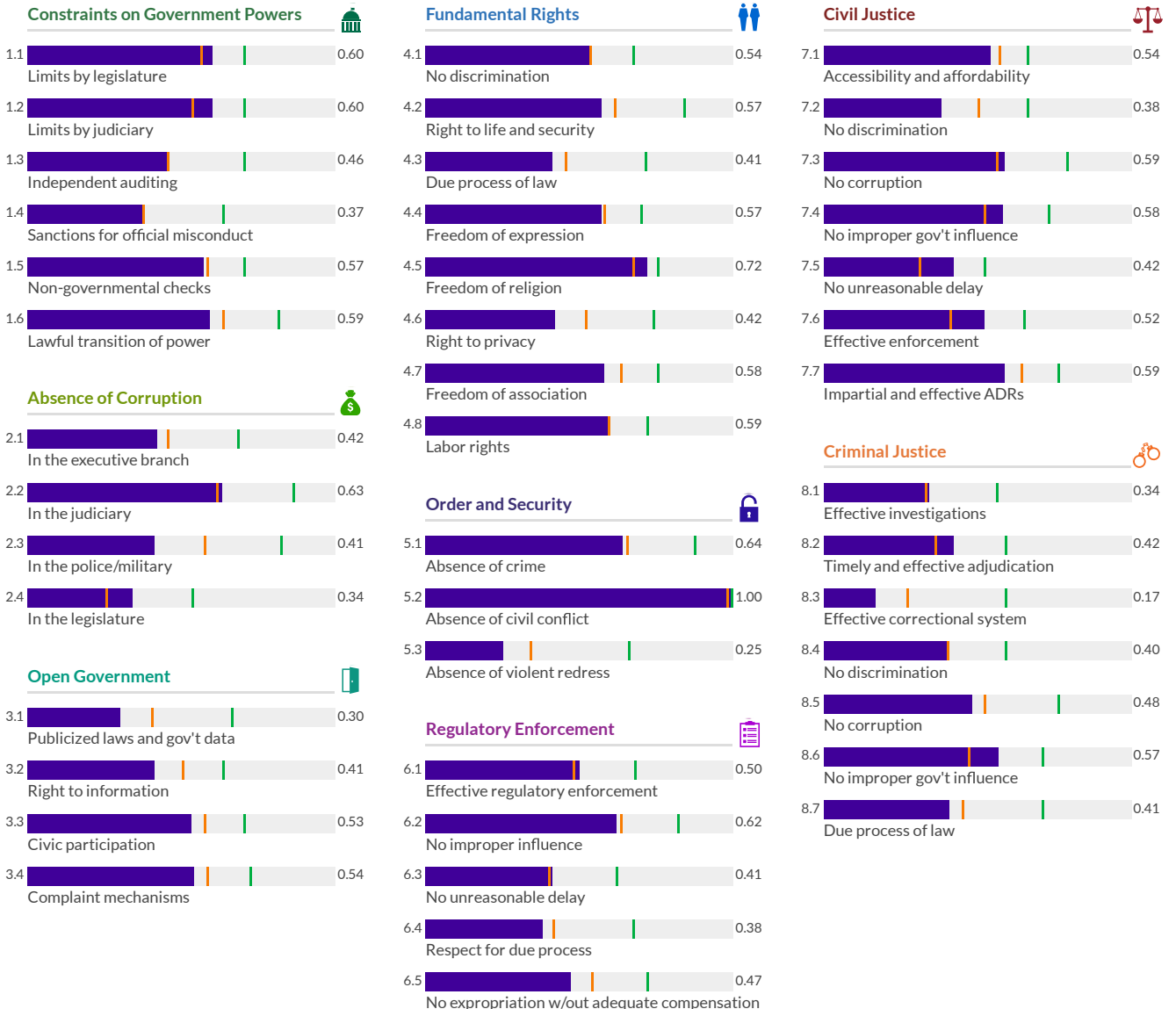
	Factor Score	Score Change	Regional Rank	Income Rank	Global Rank
Constraints on Government Powers	0.53	-0.01	15/32	45/47	67/142
Absence of Corruption	0.45	0.01	16/32	46/47	76/142
Open Government	0.44	-0.01	26/32	45/47	93/142
Fundamental Rights	0.55	0.00	18/32	44/47	70/142
Order and Security	0.63	0.00	21/32	47/47	112/142
Regulatory Enforcement	0.48	0.01	18/32	46/47	79/142
Civil Justice	0.52	0.00	16/32	45/47	72/142
Criminal Justice	0.40	0.00	15/32	45/47	84/142



\* Indicates statistically significant change at the 10 percent level

Low Medium High

— Guyana — Latin America and Caribbean — High



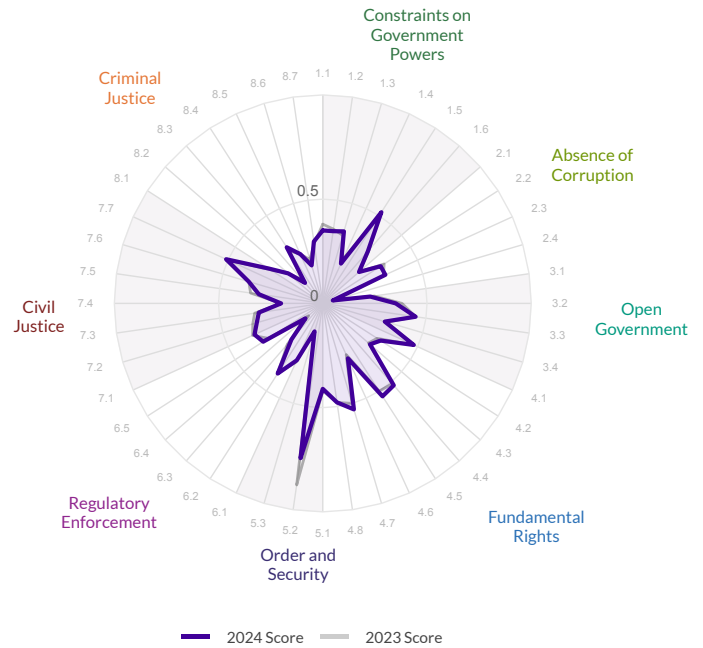
# Haiti

Region: Latin America and Caribbean  
Income Group: Lower-Middle

The scores range from 0 to 1, where 1 signifies the highest possible score and 0 signifies the lowest possible score.

Overall Score	Regional Rank	Income Rank	Global Rank
<b>0.33</b>	<b>31/32</b>	<b>37/38</b>	<b>139/142</b>
Score Change	Rank Change		
<b>-0.01 ▾</b>	<b>0</b>		

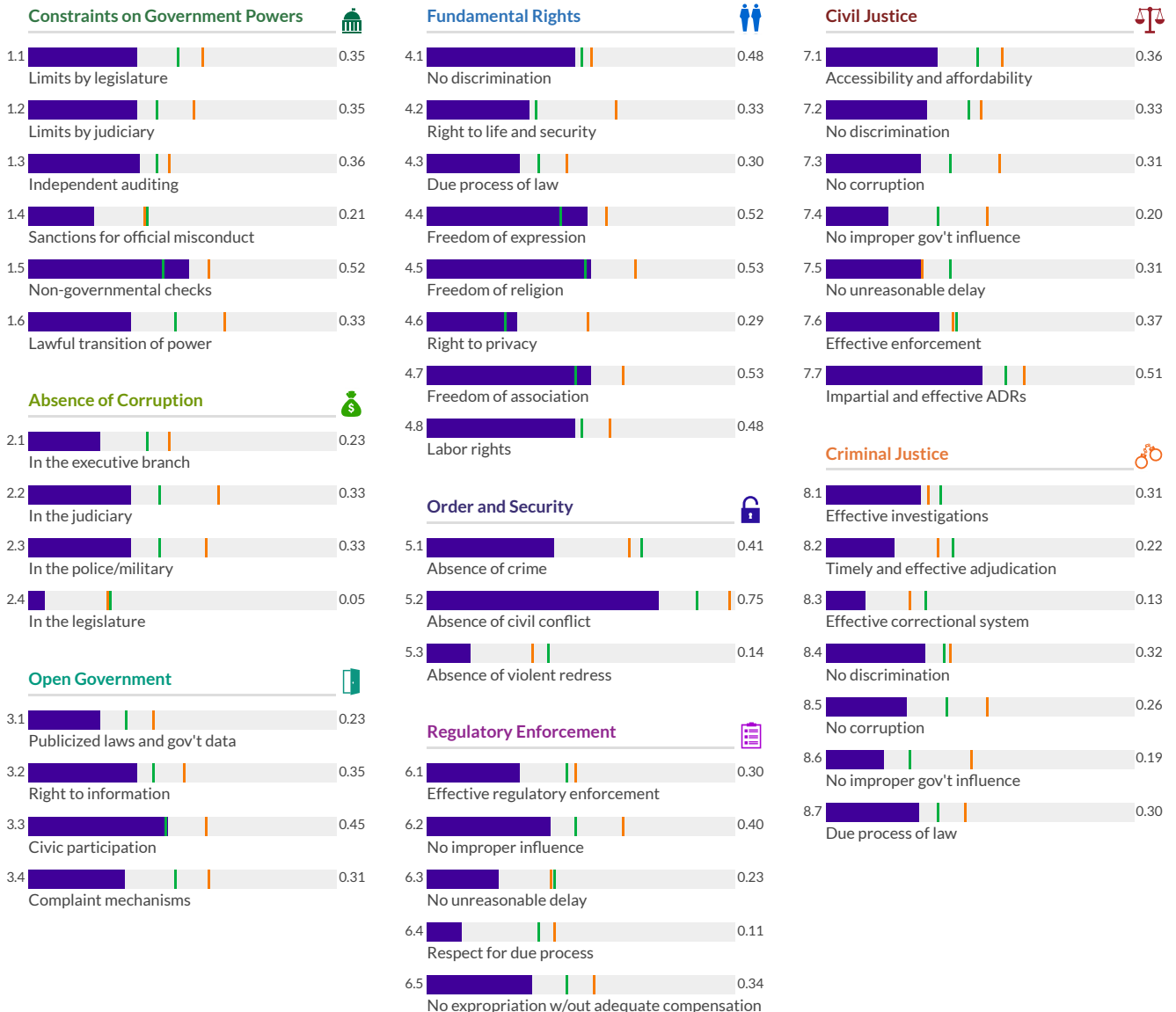
	Factor Score	Score Change	Regional Rank	Income Rank	Global Rank
Constraints on Government Powers	0.35	-0.01	29/32	30/38	124/142
Absence of Corruption	0.23	-0.01	31/32	36/38	139/142
Open Government	0.33	-0.01	30/32	30/38	129/142
Fundamental Rights	0.43	0.01	29/32	22/38	114/142
Order and Security	0.43	-0.04	32/32	36/38	137/142
Regulatory Enforcement	0.27	0.00	31/32	37/38	140/142
Civil Justice	0.34	-0.01	29/32	34/38	136/142
Criminal Justice	0.25	0.00	28/32	34/38	136/142



\* Indicates statistically significant change at the 10 percent level

Low Medium High

Haiti Latin America and Caribbean Lower-Middle



# Honduras

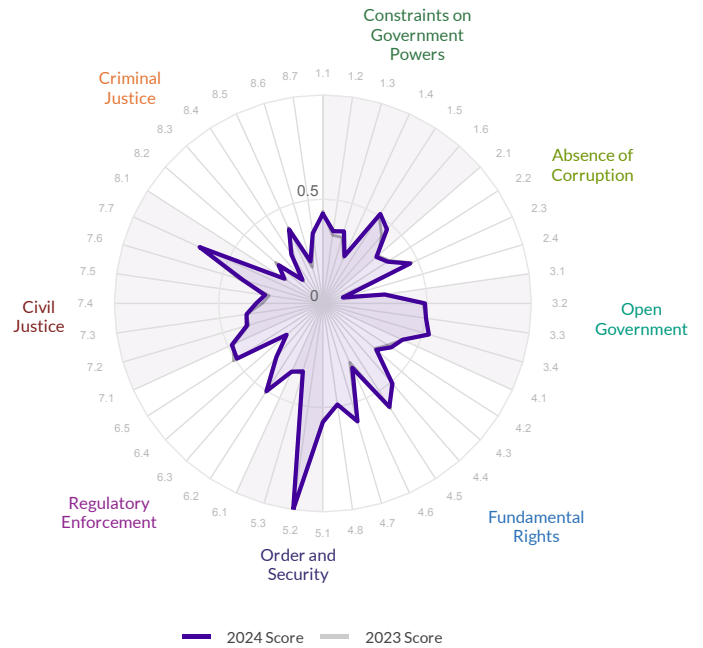
Region: Latin America and Caribbean  
Income Group: Lower-Middle

The scores range from 0 to 1, where 1 signifies the highest possible score and 0 signifies the lowest possible score.

Overall Score	Regional Rank	Income Rank	Global Rank
0.42	27/32	23/38	116/142

Score Change	Rank Change
0.00	3 ▲

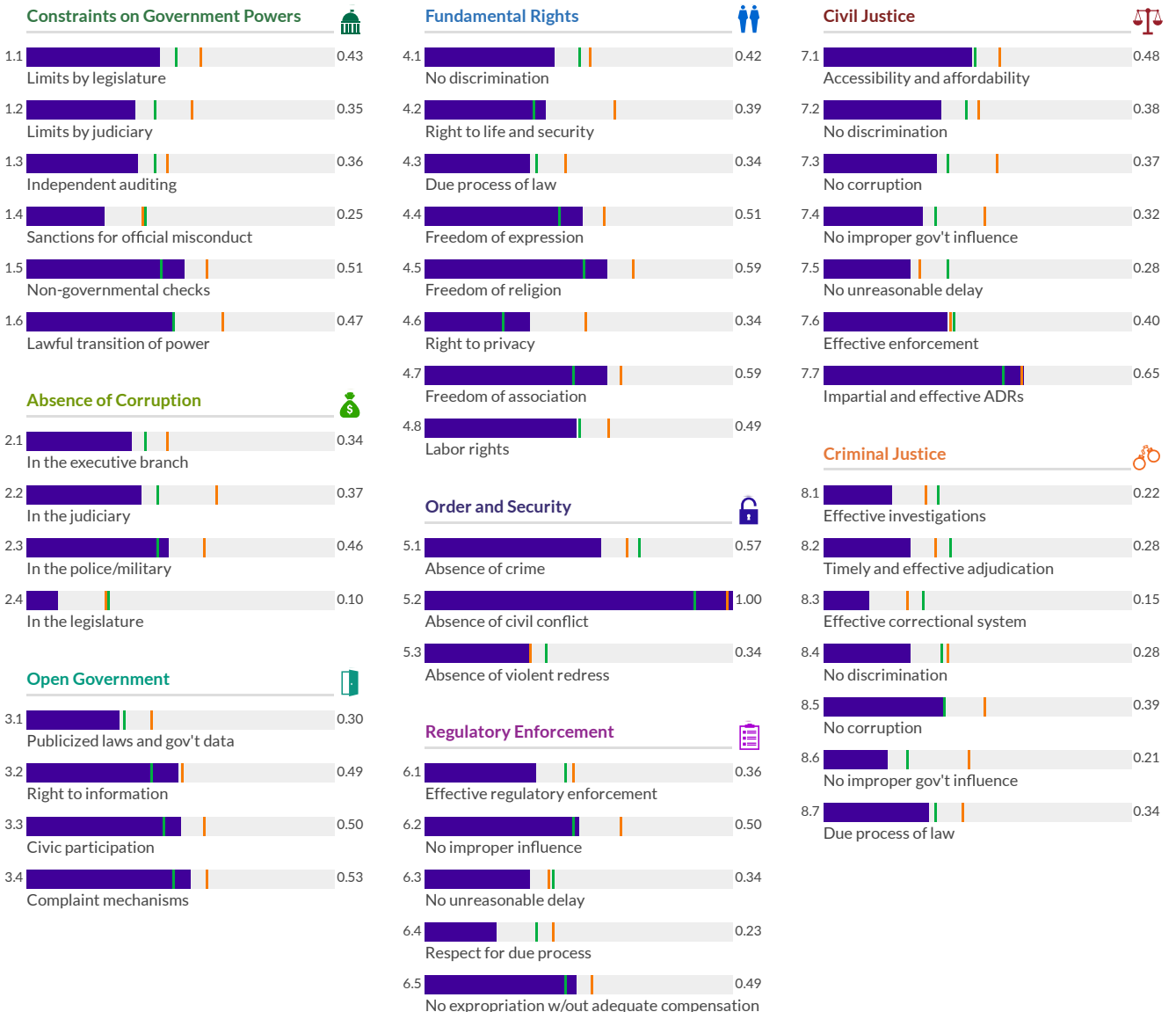
	Factor Score	Score Change	Regional Rank	Income Rank	Global Rank
Constraints on Government Powers	0.39	0.01	27/32	23/38	111/142
Absence of Corruption	0.32	0.00	26/32	25/38	119/142
Open Government	0.45	0.00	24/32	11/38	86/142
Fundamental Rights	0.46	0.01	27/32	12/38	98/142
Order and Security	0.64	0.00	20/32	25/38	107/142
Regulatory Enforcement	0.39	-0.01	28/32	29/38	125/142
Civil Justice	0.41	0.01	24/32	27/38	118/142
Criminal Justice	0.27	0.01	26/32	32/38	132/142



\* Indicates statistically significant change at the 10 percent level

Low Medium High

Honduras Latin America and Caribbean Lower-Middle



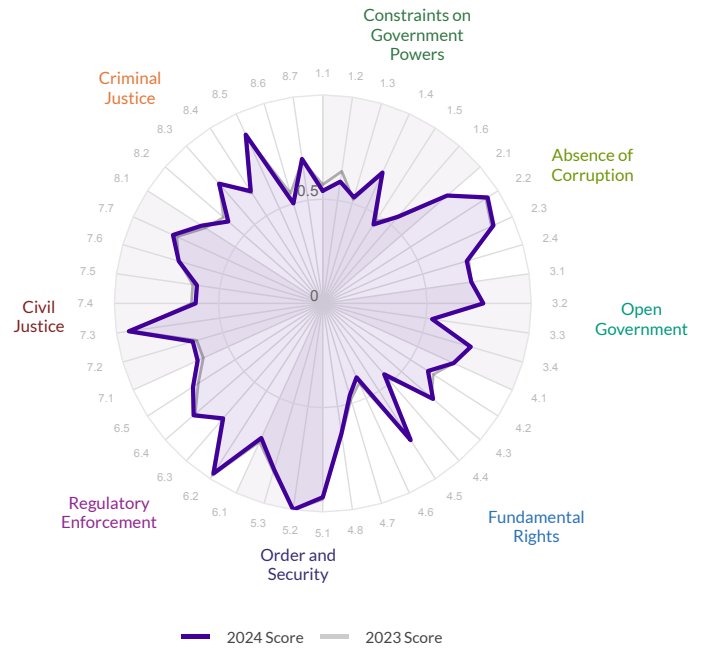
# Hong Kong SAR, China

Region: East Asia and Pacific  
Income Group: High

The scores range from 0 to 1, where 1 signifies the highest possible score and 0 signifies the lowest possible score.

Overall Score	Regional Rank	Income Rank	Global Rank
0.72	6/15	23/47	23/142
Score Change	Rank Change		
0.00	0		

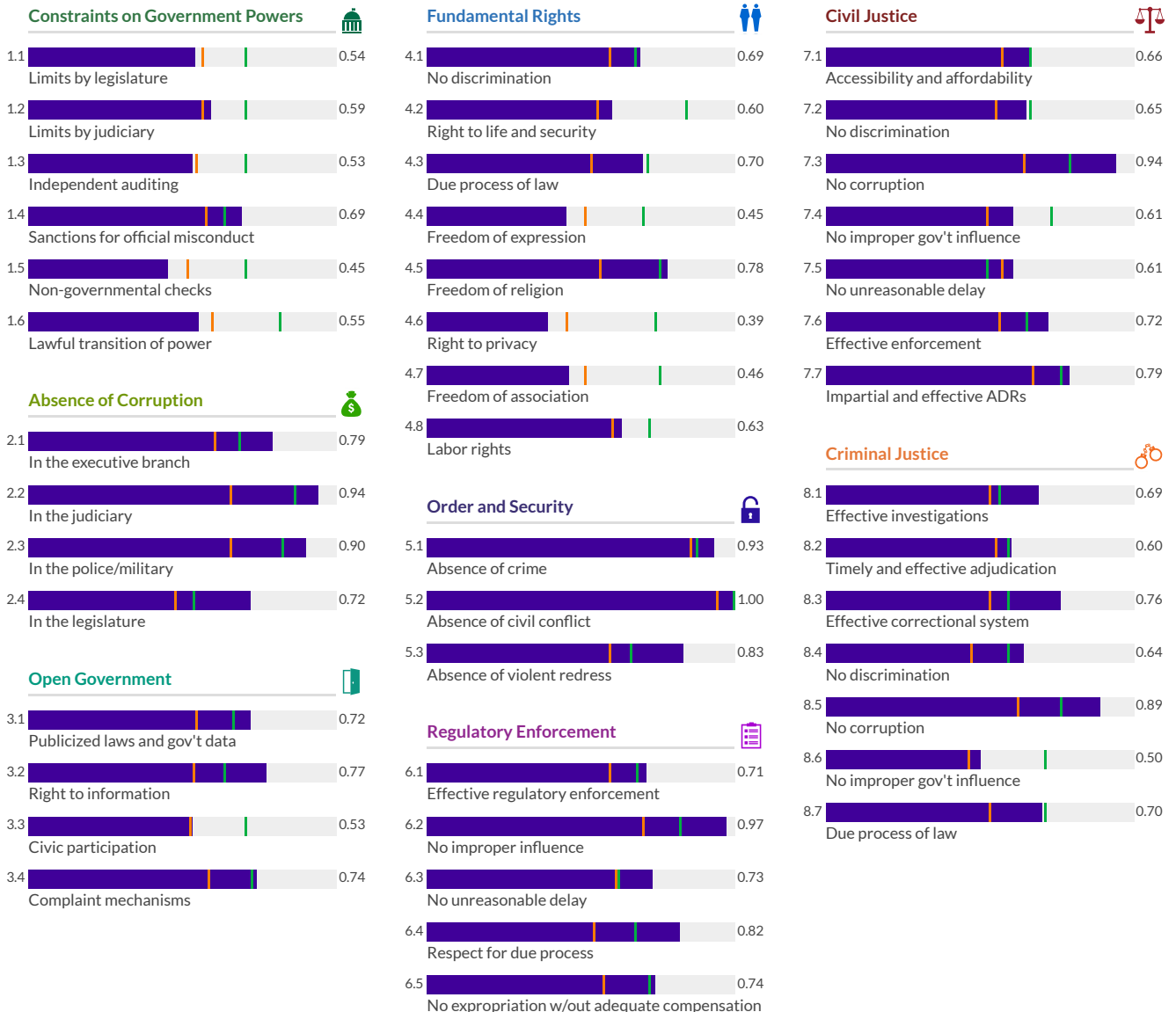
Factor	Score	Score Change	Regional Rank	Income Rank	Global Rank
Constraints on Government Powers	0.56	-0.01	8/15	42/47	62/142
Absence of Corruption	0.84	0.00	3/15	10/47	10/142
Open Government	0.69	0.00	5/15	26/47	26/142
Fundamental Rights	0.59	-0.01	6/15	42/47	62/142
Order and Security	0.92	-0.01	3/15	9/47	9/142
Regulatory Enforcement	0.80	0.00	5/15	16/47	16/142
Civil Justice	0.71	0.00	6/15	19/47	19/142
Criminal Justice	0.68	-0.01	6/15	21/47	21/142



\* Indicates statistically significant change at the 10 percent level

Low Medium High

Hong Kong SAR, China East Asia and Pacific High



# Hungary

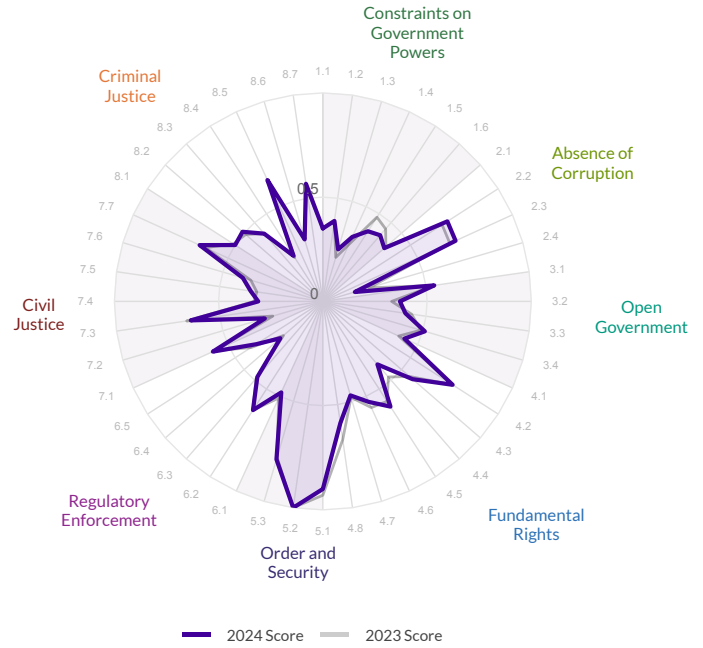
Region: EU, EFTA, and North America  
Income Group: High

The scores range from 0 to 1, where 1 signifies the highest possible score and 0 signifies the lowest possible score.

Overall Score	Regional Rank	Income Rank	Global Rank
0.51	31/31	45/47	73/142

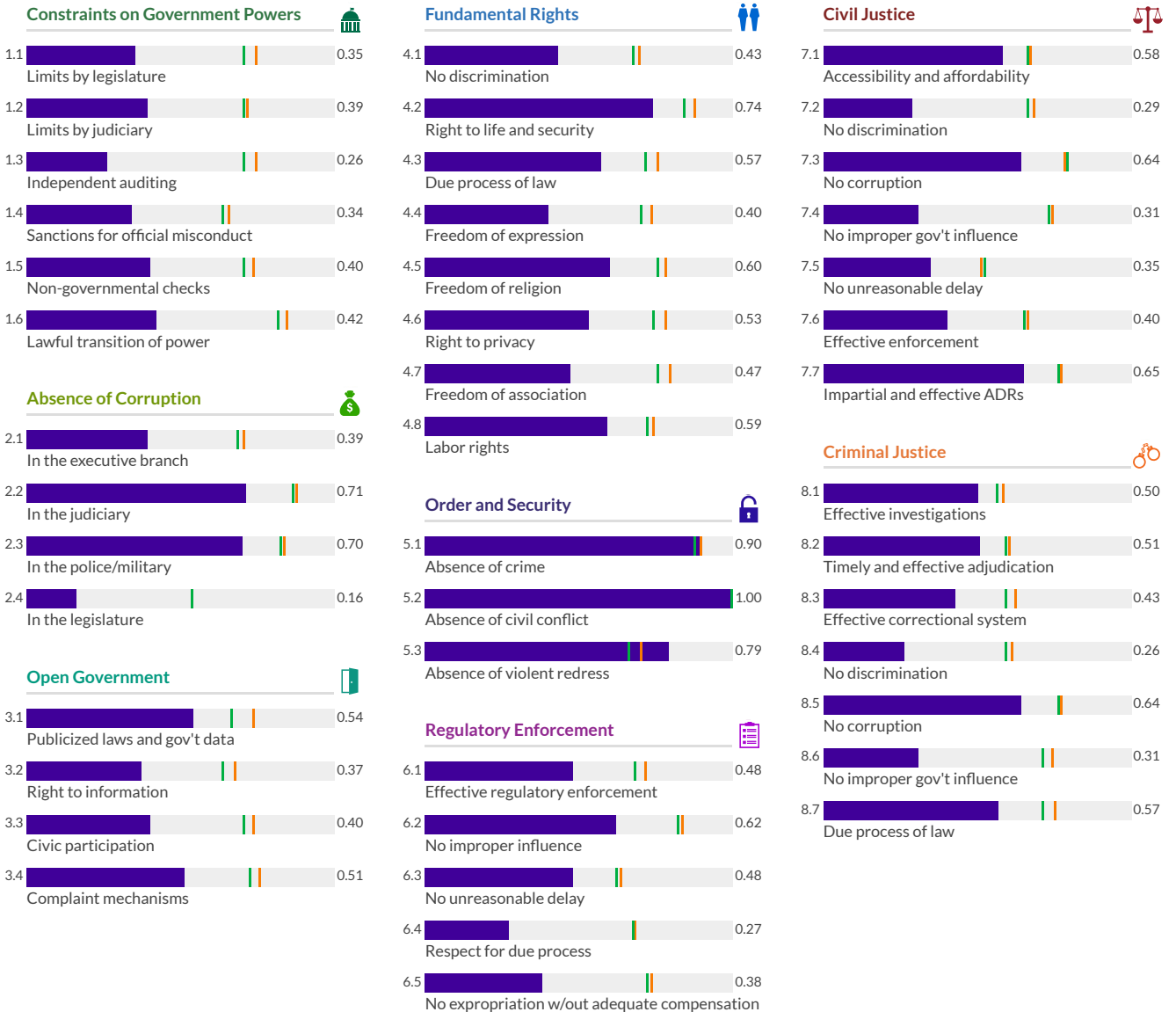
Score Change	Rank Change
0.00	0

	Factor Score	Score Change	Regional Rank	Income Rank	Global Rank
Constraints on Government Powers	0.36	-0.01	31/31	47/47	122/142
Absence of Corruption	0.49	-0.01	30/31	44/47	60/142
Open Government	0.45	0.01	31/31	44/47	88/142
Fundamental Rights	0.54	-0.01	31/31	45/47	72/142
Order and Security	0.90	-0.01	13/31	17/47	18/142
Regulatory Enforcement	0.45	-0.01	31/31	47/47	101/142
Civil Justice	0.46	0.01	31/31	47/47	97/142
Criminal Justice	0.46	0.01	30/31	44/47	68/142



\* Indicates statistically significant change at the 10 percent level

— Hungary — EU, EFTA, and North America — High





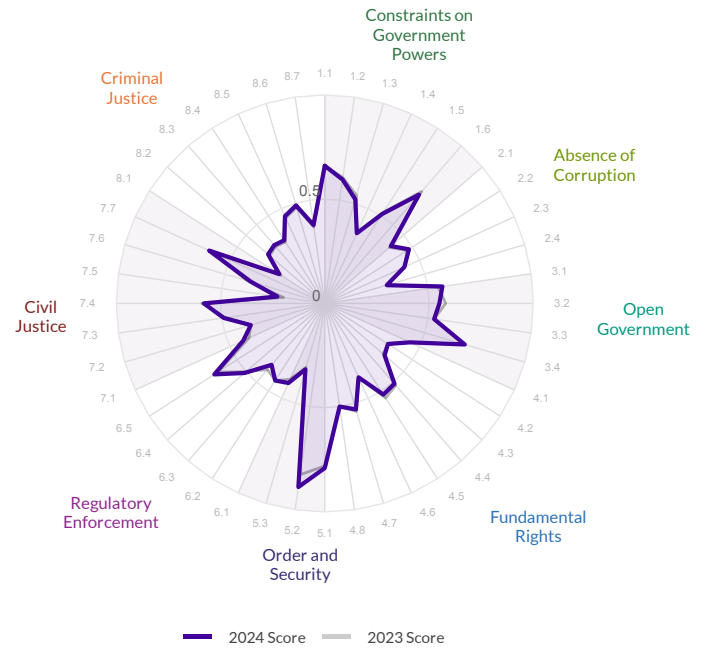
The scores range from 0 to 1, where 1 signifies the highest possible score and 0 signifies the lowest possible score.

Overall Score	Regional Rank	Income Rank	Global Rank
<b>0.50</b>	<b>3/6</b>	<b>8/38</b>	<b>79/142</b>
Score Change	Rank Change		
<b>0.00</b>	<b>0</b>		

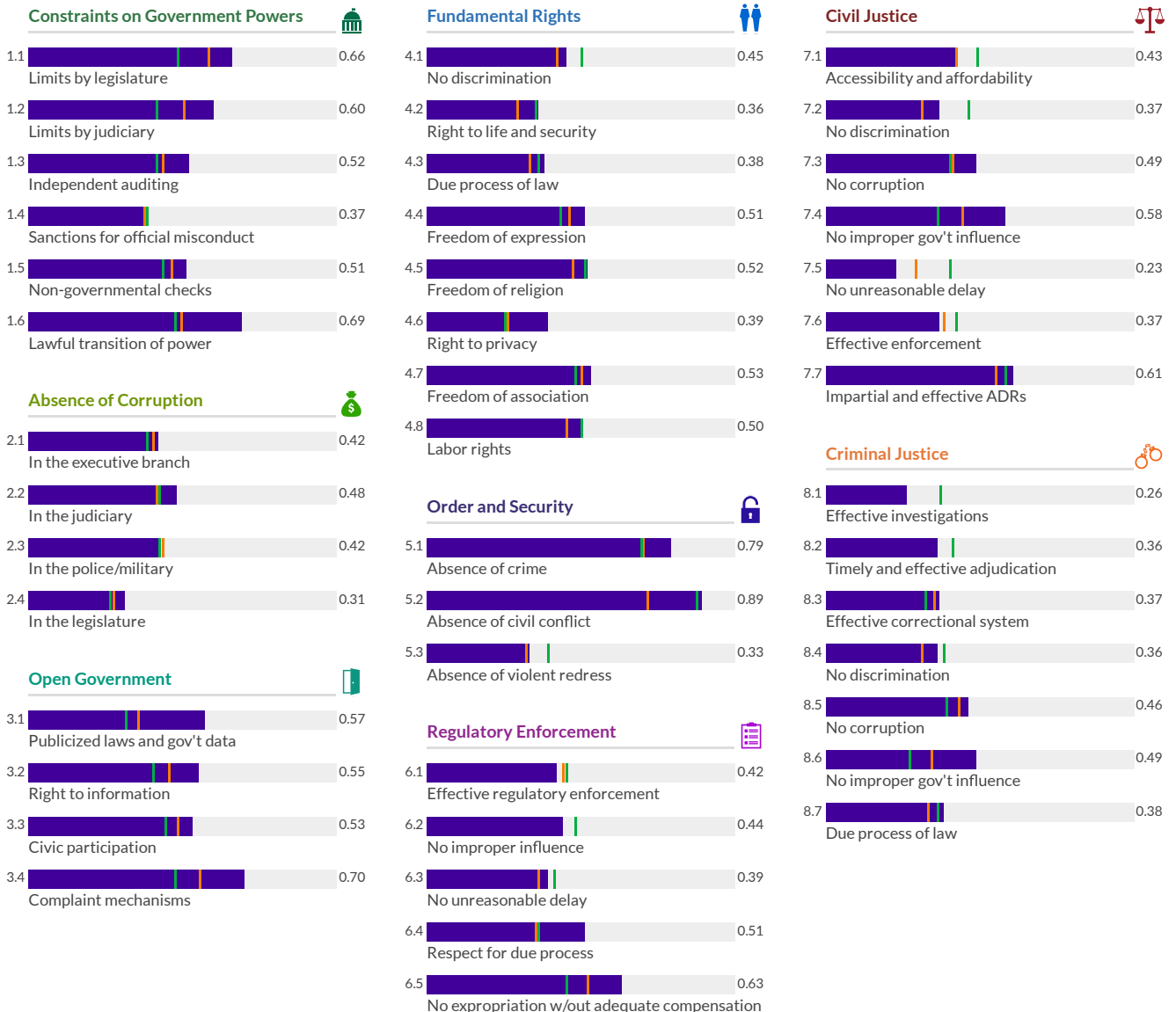
	Factor Score	Score Change	Regional Rank	Income Rank	Global Rank
Constraints on Government Powers	0.56	-0.01	2/6	3/38	60/142
Absence of Corruption	0.41	0.00	3/6	15/38	97/142
Open Government	0.59	0.00	1/6	1/38	44/142
Fundamental Rights	0.46	0.00	3/6	15/38	102/142
Order and Security	0.67	0.02*	3/6	21/38	98/142
Regulatory Enforcement	0.48	0.00	3/6	11/38	78/142
Civil Justice	0.44	0.01	3/6	23/38	107/142
Criminal Justice	0.38	0.01	3/6	14/38	89/142

\* Indicates statistically significant change at the 10 percent level

Low Medium High



India South Asia Lower-Middle



# Indonesia

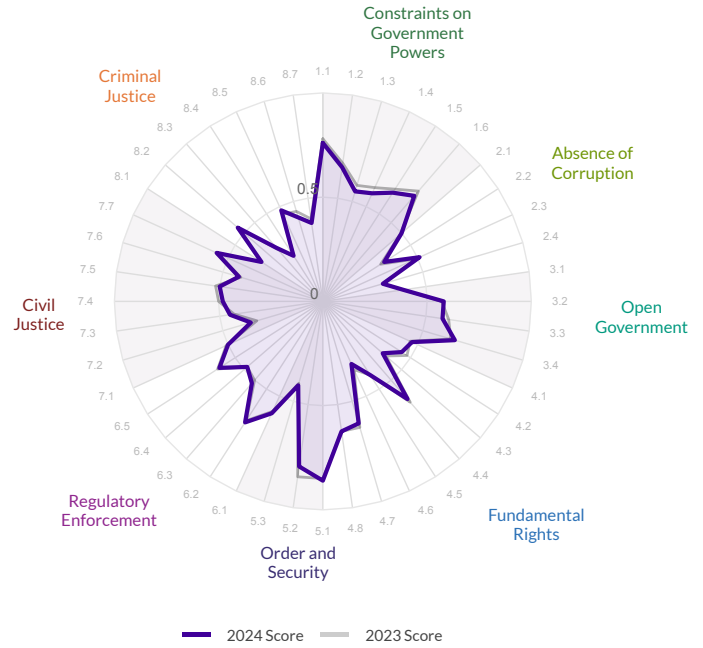
Region: East Asia and Pacific  
Income Group: Upper-Middle

The scores range from 0 to 1, where 1 signifies the highest possible score and 0 signifies the lowest possible score.

Overall Score	Regional Rank	Income Rank	Global Rank
0.53	9/15	20/41	68/142

Score Change	Rank Change
0.00	-2 ▼

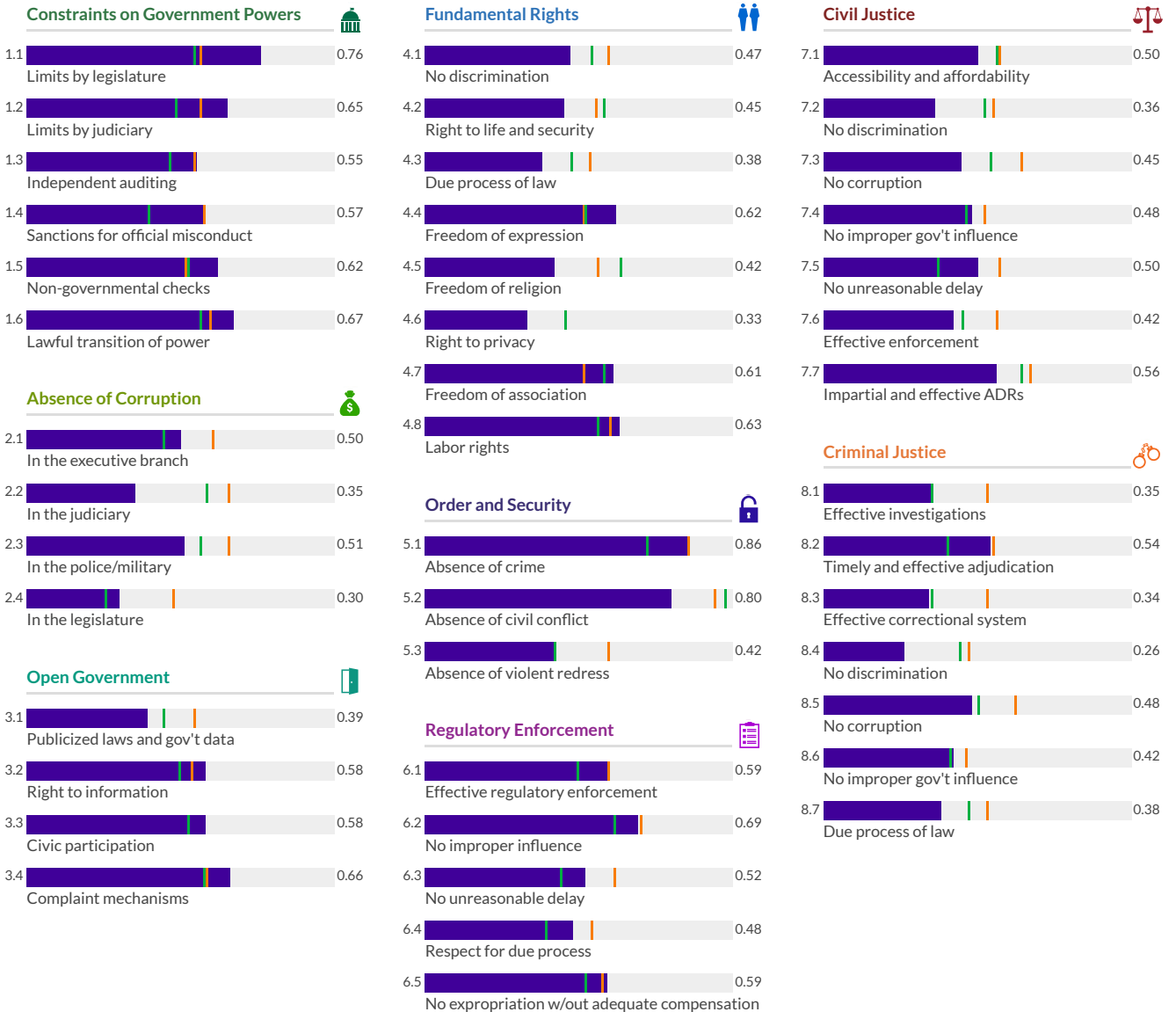
Factor	Score	Score Change	Regional Rank	Income Rank	Global Rank
Constraints on Government Powers	0.64	-0.02*	6/15	3/41	37/142
Absence of Corruption	0.42	0.01	13/15	28/41	89/142
Open Government	0.55	0.00	7/15	15/41	56/142
Fundamental Rights	0.49	-0.02	9/15	31/41	89/142
Order and Security	0.69	-0.01	12/15	25/41	84/142
Regulatory Enforcement	0.57	0.00	7/15	7/41	47/142
Civil Justice	0.47	0.00	11/15	28/41	92/142
Criminal Justice	0.39	0.00	12/15	25/41	86/142



\* Indicates statistically significant change at the 10 percent level

Low Medium High

Indonesia East Asia and Pacific Upper-Middle



# Iran, Islamic Rep.

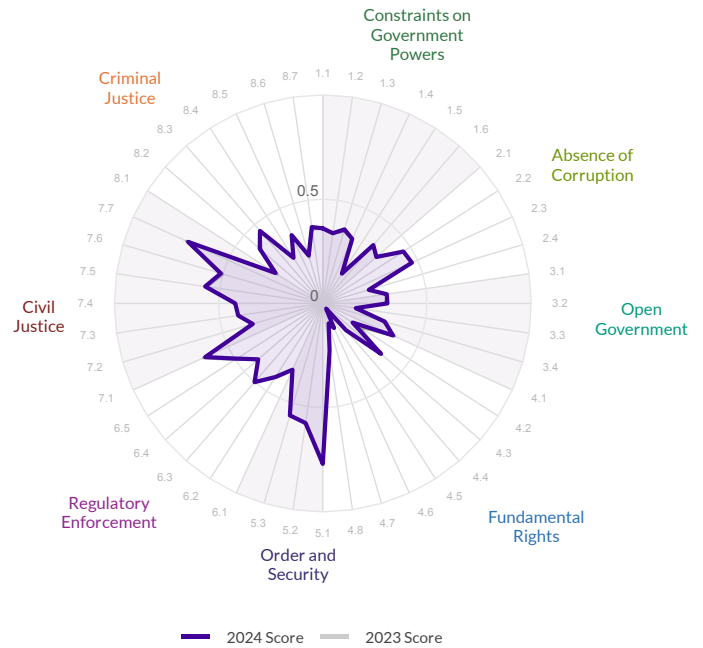
Region: Middle East and North Africa  
Income Group: Lower-Middle

The scores range from 0 to 1, where 1 signifies the highest possible score and 0 signifies the lowest possible score.

Overall Score	Regional Rank	Income Rank	Global Rank
0.39	8/9	29/38	128/142

Score Change	Rank Change
0.00	-2 ▼

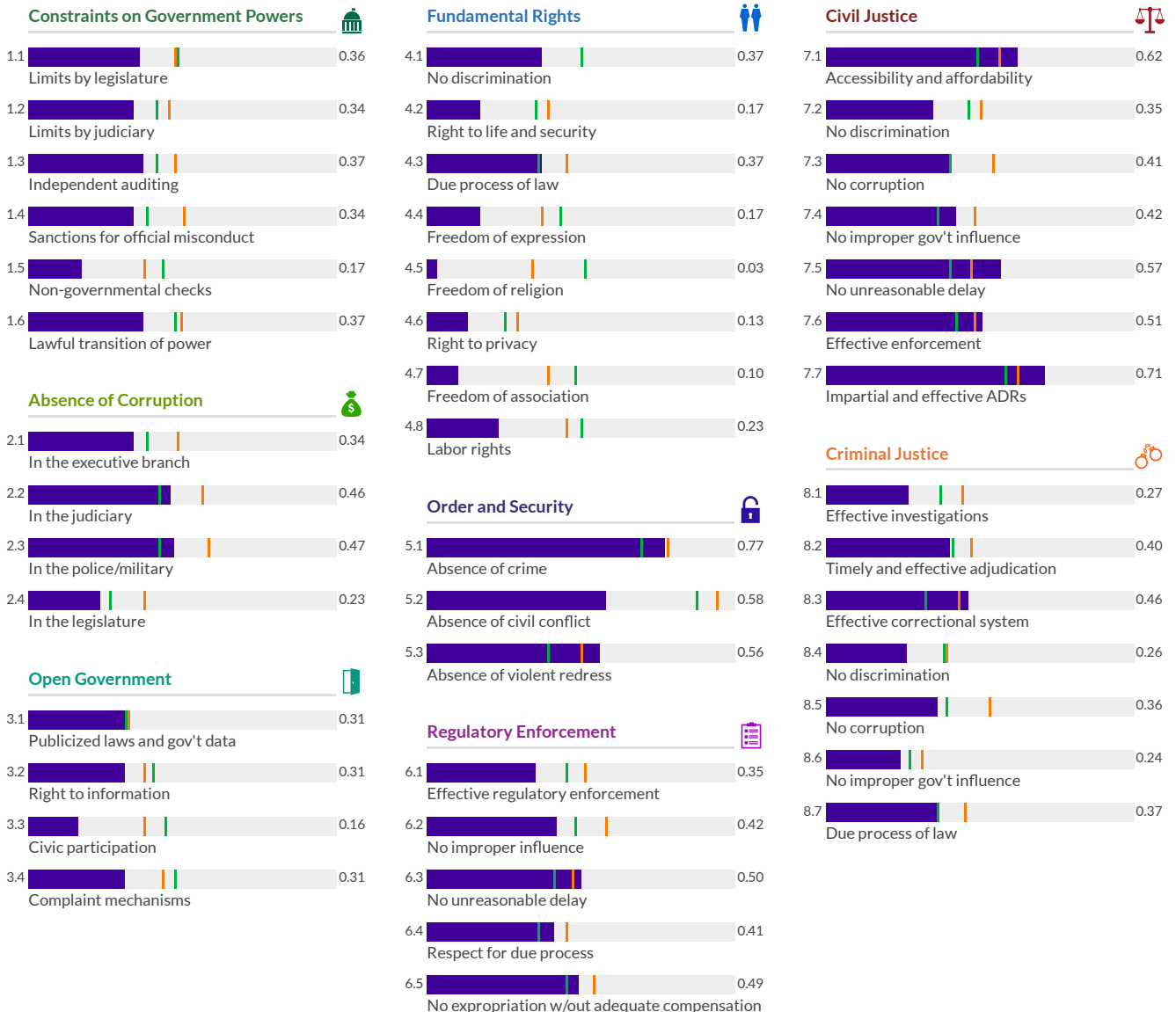
	Factor Score	Score Change	Regional Rank	Income Rank	Global Rank
Constraints on Government Powers	0.32	0.00	8/9	34/38	131/142
Absence of Corruption	0.38	0.00	7/9	18/38	104/142
Open Government	0.27	0.00	8/9	36/38	140/142
Fundamental Rights	0.20	0.00	9/9	37/38	141/142
Order and Security	0.63	0.00	9/9	28/38	110/142
Regulatory Enforcement	0.43	0.00	8/9	19/38	107/142
Civil Justice	0.51	0.00	5/9	7/38	73/142
Criminal Justice	0.34	0.00	7/9	23/38	108/142



\* Indicates statistically significant change at the 10 percent level

Low Medium High

Iran, Islamic Rep. Middle East and North Africa Lower-Middle



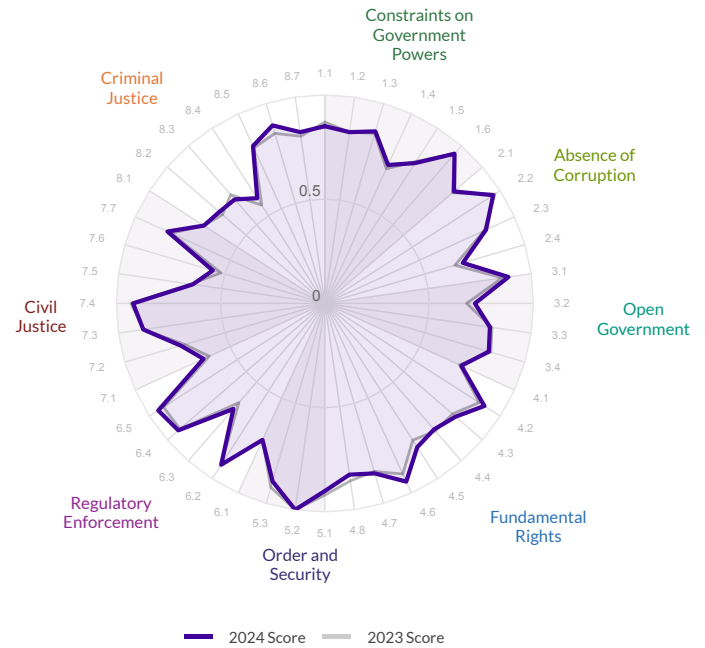
# Ireland

Region: EU, EFTA, and North America  
Income Group: High

The scores range from 0 to 1, where 1 signifies the highest possible score and 0 signifies the lowest possible score.

Overall Score	Regional Rank	Income Rank	Global Rank
<b>0.82</b>	<b>8/31</b>	<b>9/47</b>	<b>9/142</b>
Score Change	Rank Change		
<b>0.01▲</b>	<b>1▲</b>		

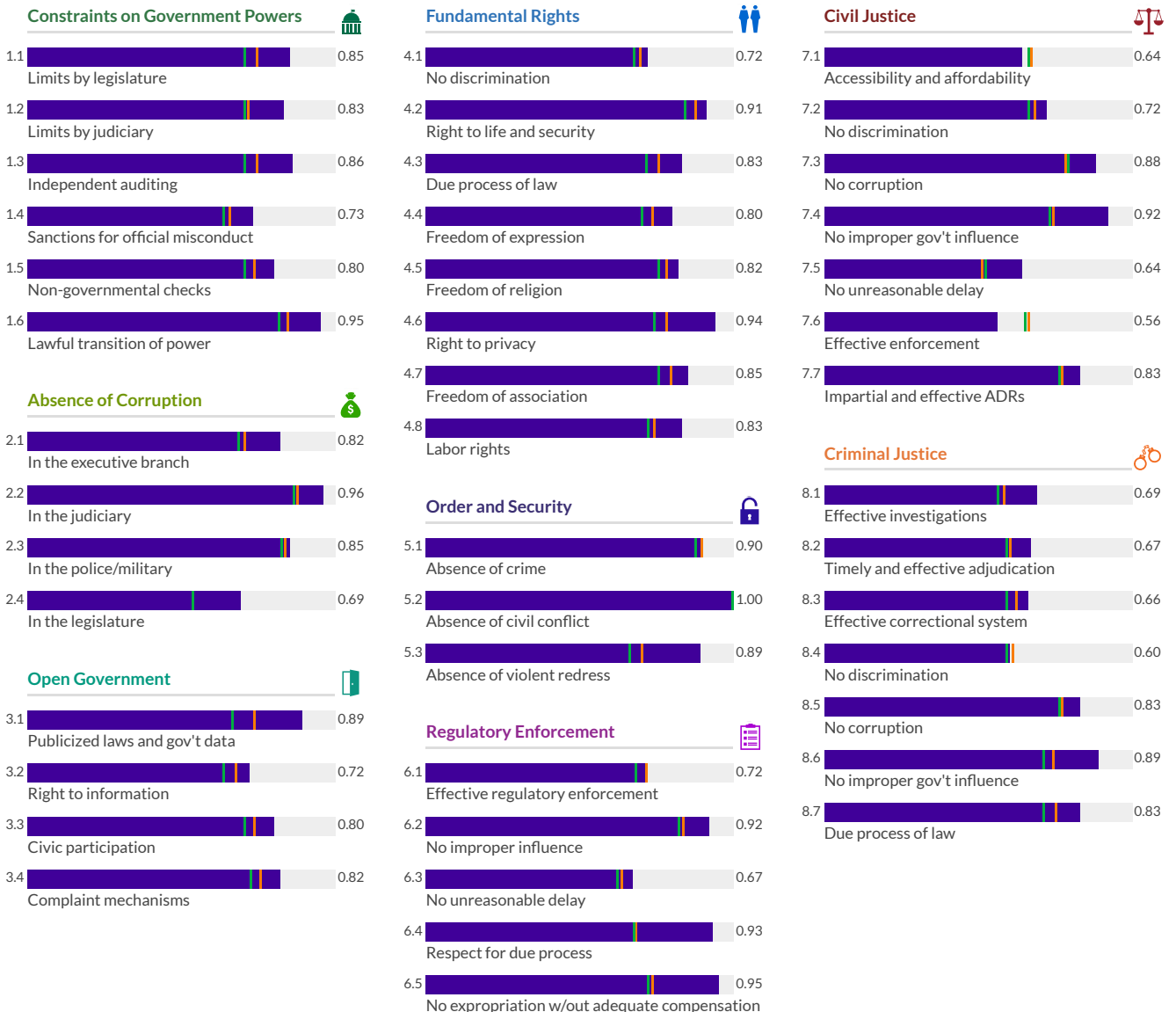
	Factor Score	Score Change	Regional Rank	Income Rank	Global Rank
Constraints on Government Powers	0.84	0.00	6/31	7/47	7/142
Absence of Corruption	0.83	0.01	8/31	11/47	11/142
Open Government	0.81	0.01	8/31	9/47	9/142
Fundamental Rights	0.84	0.02	7/31	7/47	7/142
Order and Security	0.93	-0.02	3/31	4/47	4/142
Regulatory Enforcement	0.84	0.01	6/31	8/47	8/142
Civil Justice	0.74	0.01	11/31	16/47	16/142
Criminal Justice	0.74	0.01	9/31	12/47	12/142



\* Indicates statistically significant change at the 10 percent level

Low Medium High

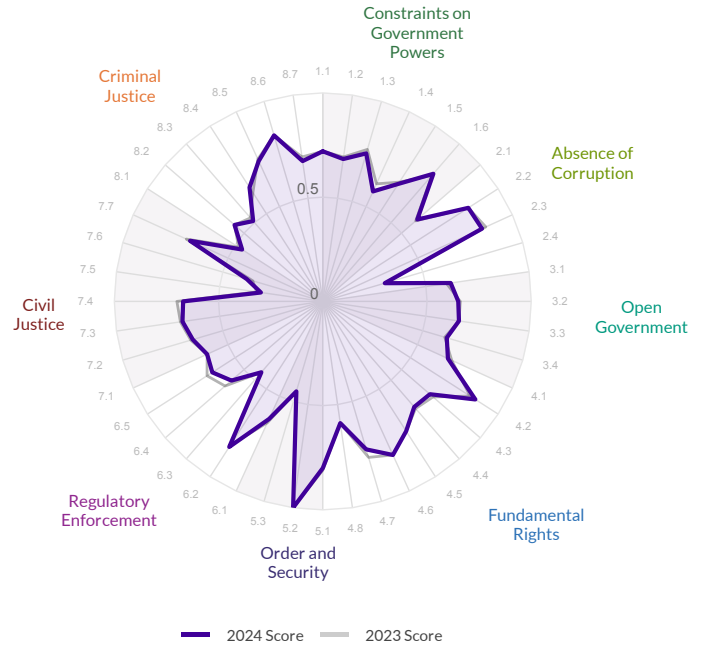
Ireland EU, EFTA, and North America High



The scores range from 0 to 1, where 1 signifies the highest possible score and 0 signifies the lowest possible score.

Overall Score	Regional Rank	Income Rank	Global Rank
<b>0.66</b>	<b>24/31</b>	<b>31/47</b>	<b>32/142</b>
Score Change	Rank Change		
<b>-0.01</b>	<b>0</b>		

	Factor Score	Score Change	Regional Rank	Income Rank	Global Rank
Constraints on Government Powers	0.70	-0.01	19/31	25/47	26/142
Absence of Corruption	0.65	0.00	23/31	35/47	39/142
Open Government	0.64	0.01	23/31	30/47	31/142
Fundamental Rights	0.72	-0.01	23/31	29/47	30/142
Order and Security	0.75	0.00	30/31	40/47	64/142
Regulatory Enforcement	0.62	-0.02	24/31	35/47	36/142
Civil Justice	0.57	-0.01	27/31	40/47	52/142
Criminal Justice	0.63	-0.01	20/31	27/47	27/142



\* Indicates statistically significant change at the 10 percent level

Low Medium High

Italy EU, EFTA, and North America High

Factor	Score	Regional Rank	Income Rank	Global Rank
<b>Constraints on Government Powers</b>	0.72	19/31	25/47	26/142
1.1 Limits by legislature	0.72	19/31	25/47	26/142
1.2 Limits by judiciary	0.69	23/31	35/47	39/142
1.3 Independent auditing	0.74	23/31	30/47	31/142
1.4 Sanctions for official misconduct	0.58	23/31	29/47	30/142
1.5 Non-governmental checks	0.67	30/31	40/47	64/142
1.6 Lawful transition of power	0.81	30/31	40/47	64/142
<b>Absence of Corruption</b>	0.65	23/31	35/47	39/142
2.1 In the executive branch	0.60	23/31	35/47	39/142
2.2 In the judiciary	0.83	23/31	30/47	31/142
2.3 In the police/military	0.84	23/31	30/47	31/142
2.4 In the legislature	0.31	23/31	30/47	31/142
<b>Open Government</b>	0.64	23/31	30/47	31/142
3.1 Publicized laws and gov't data	0.62	23/31	29/47	30/142
3.2 Right to information	0.65	23/31	29/47	30/142
3.3 Civic participation	0.66	23/31	29/47	30/142
3.4 Complaint mechanisms	0.62	23/31	29/47	30/142
<b>Fundamental Rights</b>	0.72	23/31	29/47	30/142
4.1 No discrimination	0.66	23/31	29/47	30/142
4.2 Right to life and security	0.87	23/31	29/47	30/142
4.3 Due process of law	0.68	23/31	29/47	30/142
4.4 Freedom of expression	0.67	23/31	29/47	30/142
4.5 Freedom of religion	0.74	23/31	29/47	30/142
4.6 Right to privacy	0.81	23/31	29/47	30/142
4.7 Freedom of association	0.74	23/31	29/47	30/142
4.8 Labor rights	0.59	23/31	29/47	30/142
<b>Order and Security</b>	0.75	30/31	40/47	64/142
5.1 Absence of crime	0.80	30/31	40/47	64/142
5.2 Absence of civil conflict	1.00	30/31	40/47	64/142
5.3 Absence of violent redress	0.45	30/31	40/47	64/142
<b>Regulatory Enforcement</b>	0.62	24/31	35/47	36/142
6.1 Effective regulatory enforcement	0.62	24/31	35/47	36/142
6.2 No improper influence	0.83	24/31	35/47	36/142
6.3 No unreasonable delay	0.45	24/31	35/47	36/142
6.4 Respect for due process	0.58	24/31	35/47	36/142
6.5 No expropriation w/out adequate compensation	0.63	24/31	35/47	36/142
<b>Civil Justice</b>	0.57	27/31	40/47	52/142
7.1 Accessibility and affordability	0.61	27/31	40/47	52/142
7.2 No discrimination	0.65	27/31	40/47	52/142
7.3 No corruption	0.68	27/31	40/47	52/142
7.4 No improper gov't influence	0.67	27/31	40/47	52/142
7.5 No unreasonable delay	0.30	27/31	40/47	52/142
7.6 Effective enforcement	0.38	27/31	40/47	52/142
7.7 Impartial and effective ADRs	0.70	27/31	40/47	52/142
<b>Criminal Justice</b>	0.63	20/31	27/47	27/142
8.1 Effective investigations	0.46	20/31	27/47	27/142
8.2 Timely and effective adjudication	0.56	20/31	27/47	27/142
8.3 Effective correctional system	0.51	20/31	27/47	27/142
8.4 No discrimination	0.65	20/31	27/47	27/142
8.5 No corruption	0.74	20/31	27/47	27/142
8.6 No improper gov't influence	0.83	20/31	27/47	27/142
8.7 Due process of law	0.68	20/31	27/47	27/142

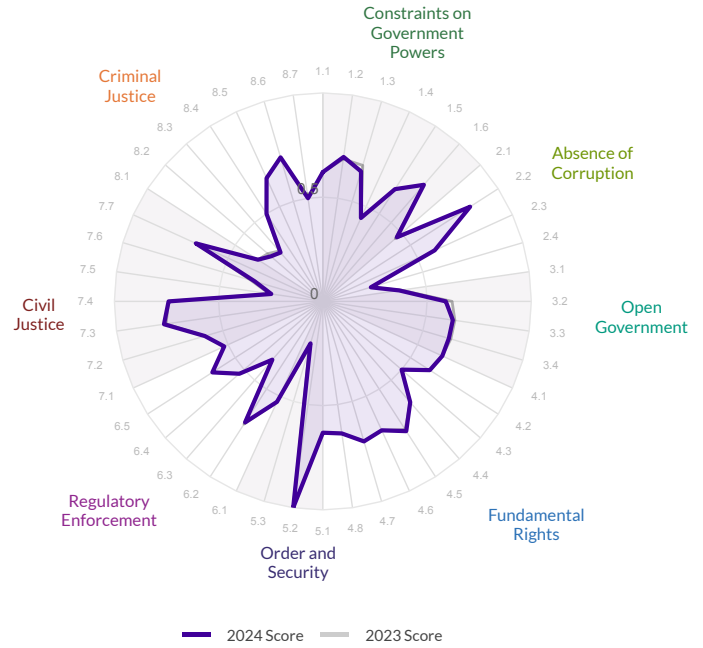
# Jamaica

Region: Latin America and Caribbean  
Income Group: Upper-Middle

The scores range from 0 to 1, where 1 signifies the highest possible score and 0 signifies the lowest possible score.

Overall Score	Regional Rank	Income Rank	Global Rank
<b>0.57</b>	<b>12/32</b>	<b>10/41</b>	<b>54/142</b>
Score Change	Rank Change		
<b>0.00</b>	<b>0</b>		

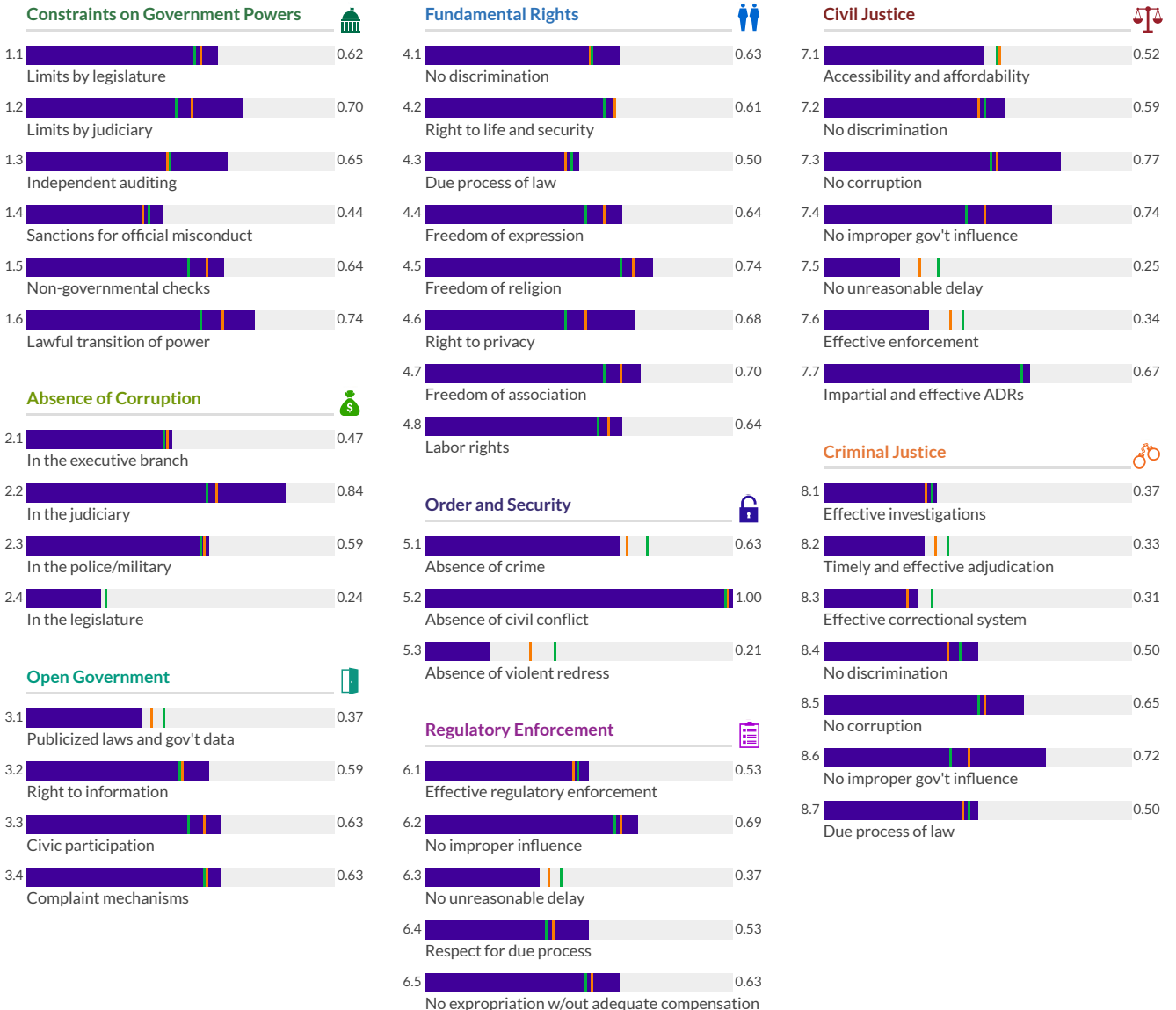
	Factor Score	Score Change	Regional Rank	Income Rank	Global Rank
Constraints on Government Powers	0.63	0.00	5/32	4/41	38/142
Absence of Corruption	0.53	0.00	12/32	11/41	56/142
Open Government	0.56	-0.01	9/32	13/41	53/142
Fundamental Rights	0.64	0.00	10/32	7/41	44/142
Order and Security	0.61	0.00	23/32	33/41	116/142
Regulatory Enforcement	0.55	0.00	9/32	10/41	55/142
Civil Justice	0.55	0.00	13/32	13/41	61/142
Criminal Justice	0.48	-0.01	13/32	13/41	57/142



\* Indicates statistically significant change at the 10 percent level

Low Medium High

Jamaica Latin America and Caribbean Upper-Middle



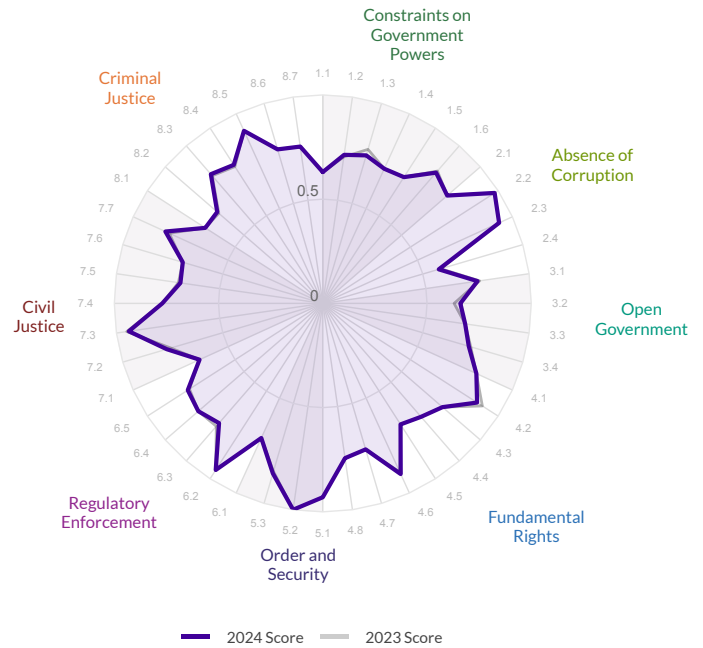
# Japan

Region: East Asia and Pacific  
Income Group: High

The scores range from 0 to 1, where 1 signifies the highest possible score and 0 signifies the lowest possible score.

Overall Score	Regional Rank	Income Rank	Global Rank
<b>0.79</b>	<b>3/15</b>	<b>14/47</b>	<b>14/142</b>
Score Change	Rank Change		
<b>0.00</b>	<b>0</b>		

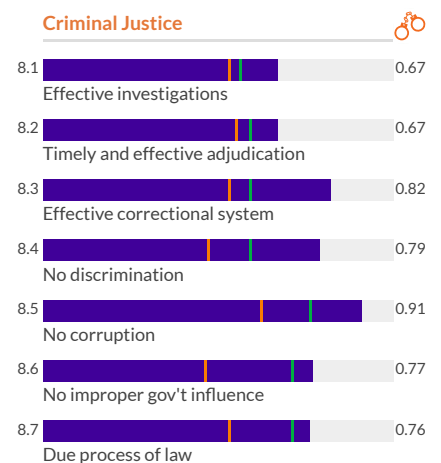
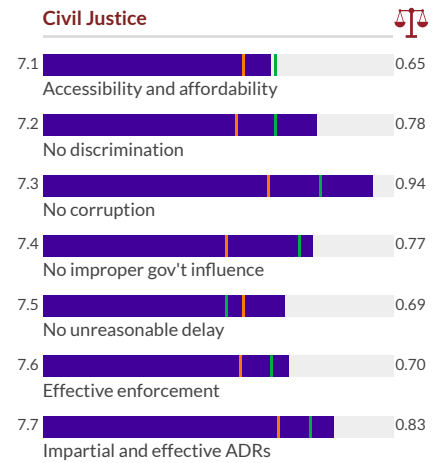
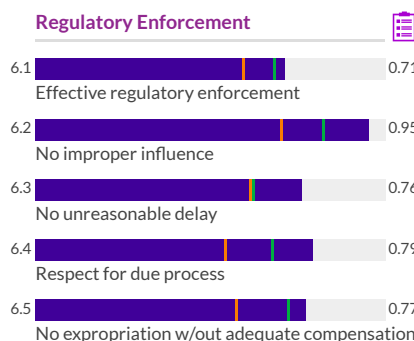
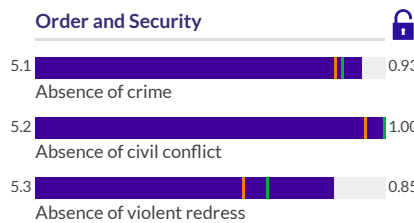
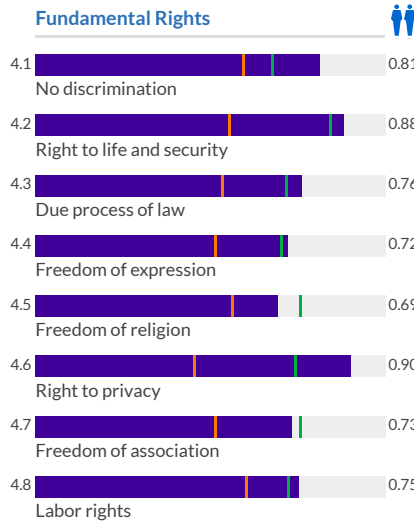
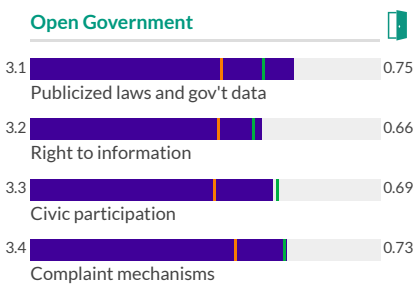
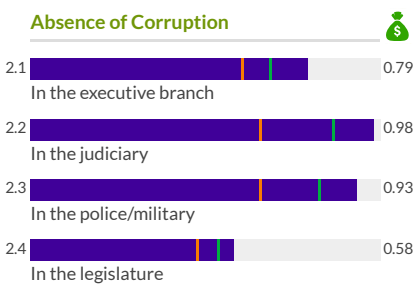
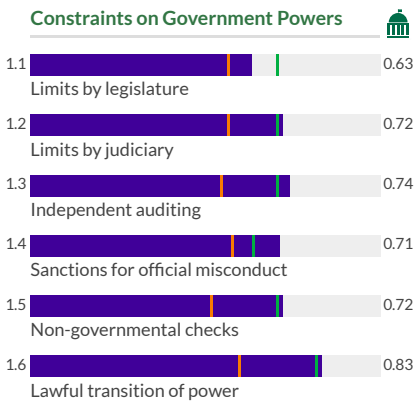
	Factor Score	Score Change	Regional Rank	Income Rank	Global Rank
Constraints on Government Powers	0.72	-0.01	3/15	21/47	22/142
Absence of Corruption	0.82	0.00	5/15	16/47	16/142
Open Government	0.71	0.00	4/15	22/47	22/142
Fundamental Rights	0.78	0.00	3/15	20/47	20/142
Order and Security	0.93	0.00	2/15	8/47	8/142
Regulatory Enforcement	0.80	0.00	4/15	15/47	15/142
Civil Justice	0.77	0.01	3/15	12/47	12/142
Criminal Justice	0.77	0.00	2/15	8/47	8/142



\* Indicates statistically significant change at the 10 percent level

Low Medium High

Japan East Asia and Pacific High



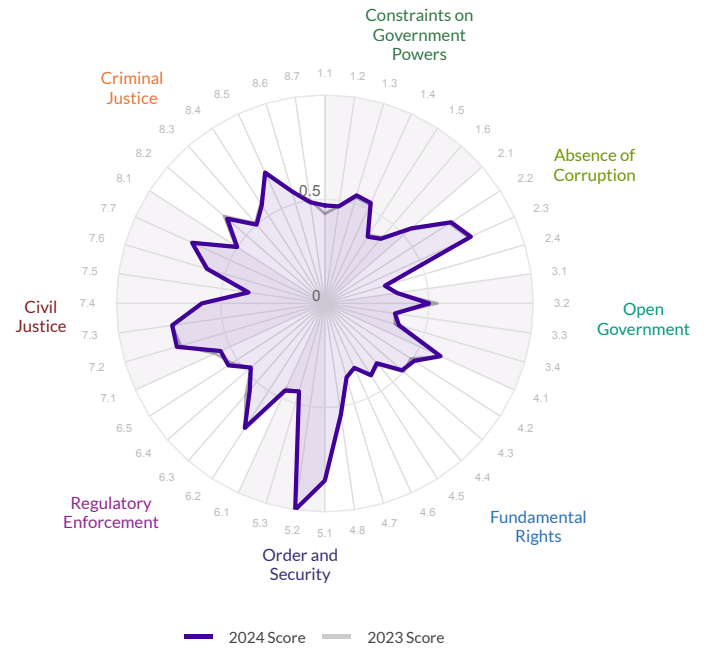
# Jordan

Region: Middle East and North Africa  
Income Group: Lower-Middle

The scores range from 0 to 1, where 1 signifies the highest possible score and 0 signifies the lowest possible score.

Overall Score	Regional Rank	Income Rank	Global Rank
0.55	3/9	2/38	61/142
Score Change	Rank Change		
0.00	1▲		

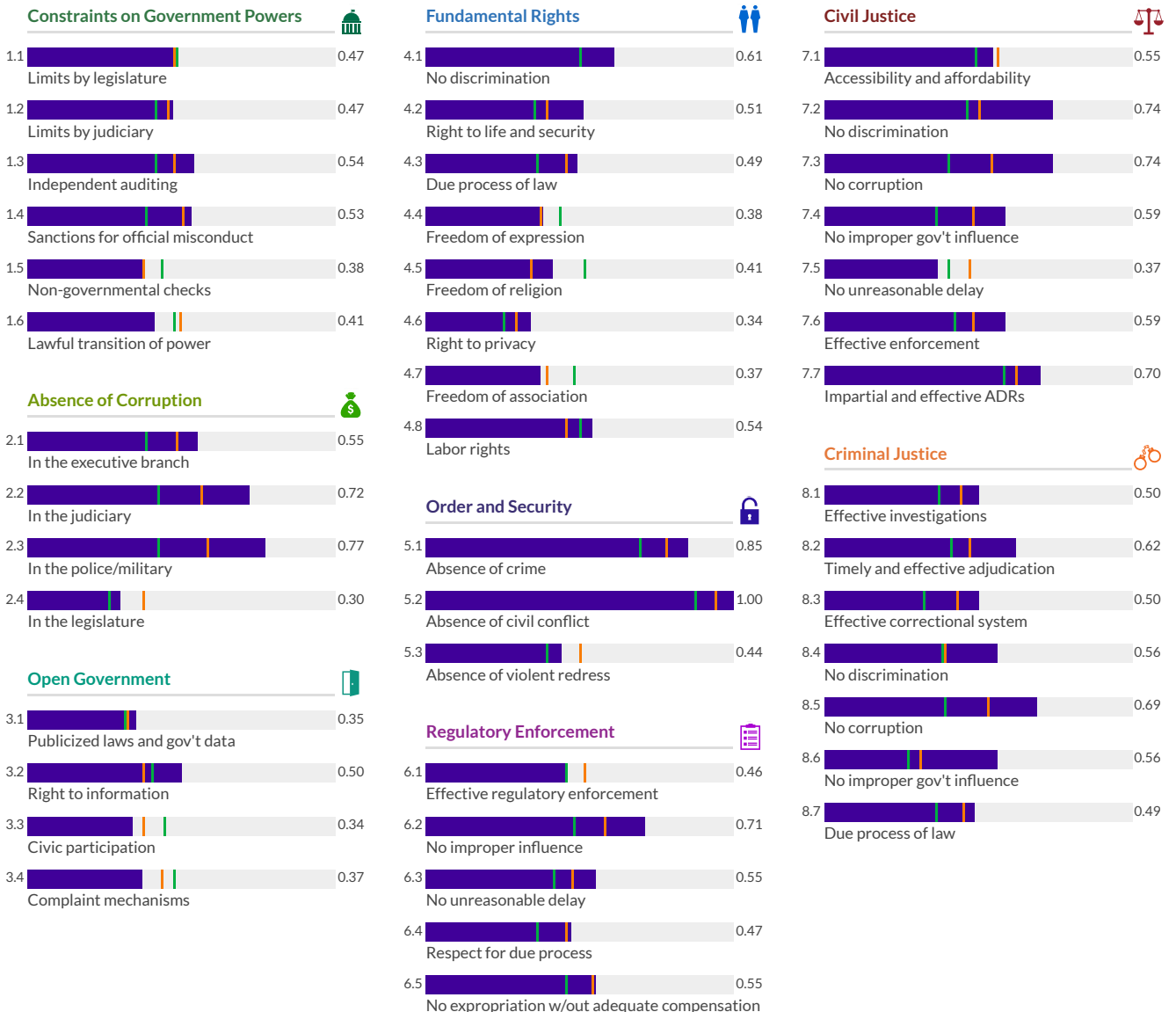
	Factor Score	Score Change	Regional Rank	Income Rank	Global Rank
Constraints on Government Powers	0.47	0.01	7/9	17/38	96/142
Absence of Corruption	0.58	0.00	3/9	1/38	47/142
Open Government	0.39	0.00	5/9	21/38	110/142
Fundamental Rights	0.46	0.00	3/9	16/38	103/142
Order and Security	0.76	0.00	3/9	3/38	57/142
Regulatory Enforcement	0.55	0.00	3/9	2/38	54/142
Civil Justice	0.61	0.00	2/9	1/38	43/142
Criminal Justice	0.56	-0.01	2/9	1/38	42/142



\* Indicates statistically significant change at the 10 percent level

Low Medium High

Jordan Middle East and North Africa Lower-Middle





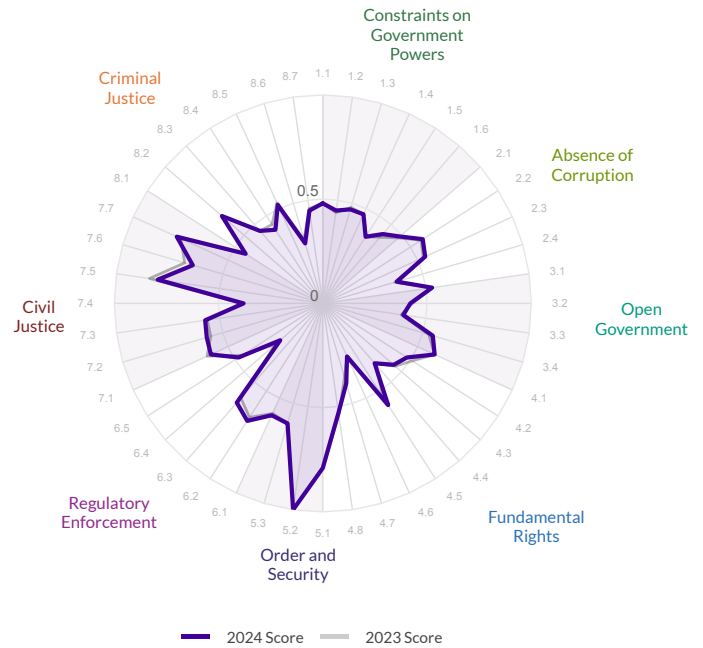
# Kazakhstan

Region: Eastern Europe and Central Asia  
Income Group: Upper-Middle

The scores range from 0 to 1, where 1 signifies the highest possible score and 0 signifies the lowest possible score.

Overall Score	Regional Rank	Income Rank	Global Rank
<b>0.54</b>	<b>5/15</b>	<b>18/41</b>	<b>65/142</b>
Score Change	Rank Change		
<b>0.00</b>	<b>0</b>		

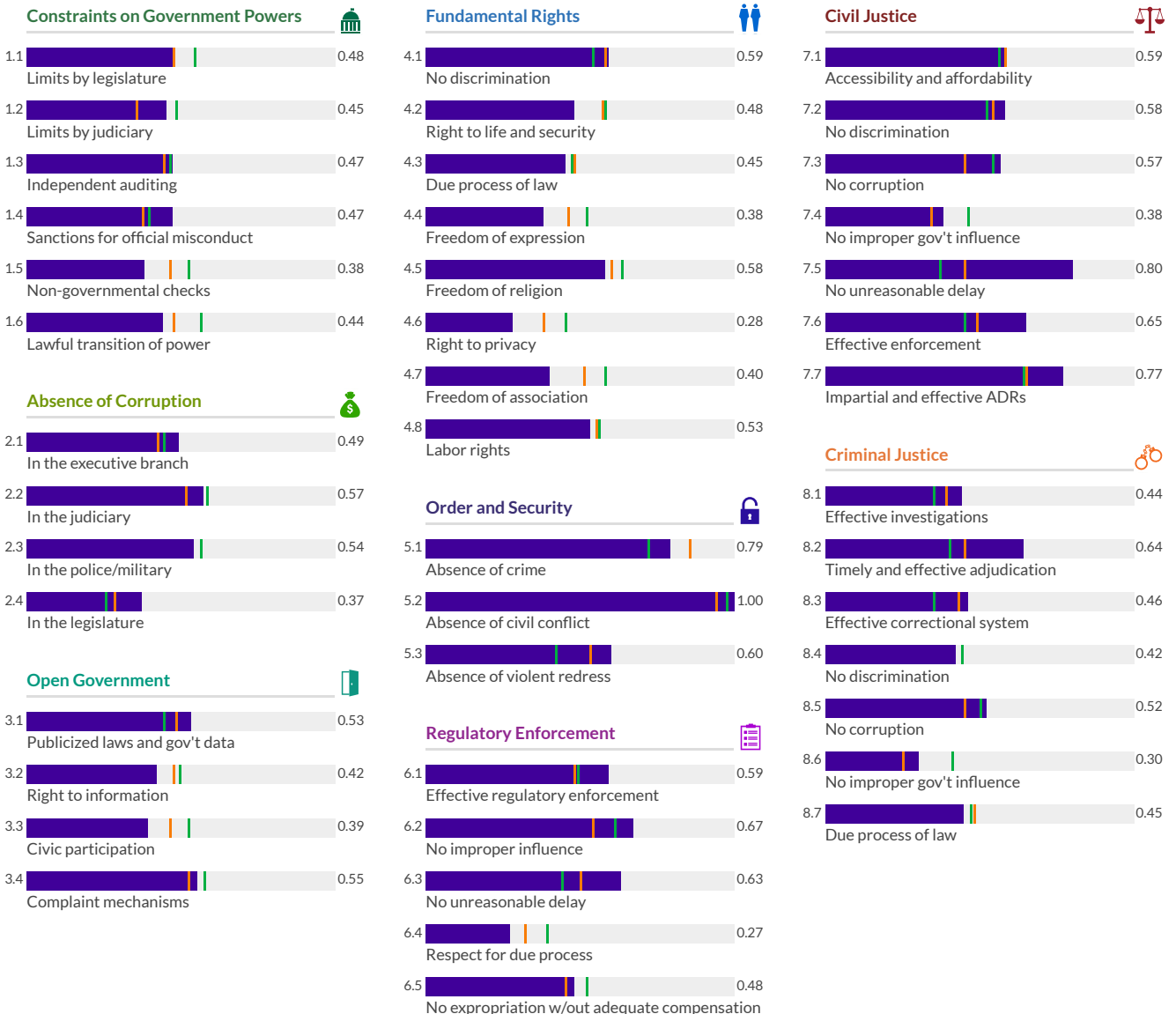
Factor	Score	Score Change	Regional Rank	Income Rank	Global Rank
Constraints on Government Powers	0.45	0.00	8/15	31/41	102/142
Absence of Corruption	0.50	0.01	2/15	13/41	59/142
Open Government	0.47	0.01	9/15	27/41	78/142
Fundamental Rights	0.46	0.00	10/15	34/41	97/142
Order and Security	0.80	0.00	7/15	7/41	43/142
Regulatory Enforcement	0.53	0.01	2/15	13/41	58/142
Civil Justice	0.62	-0.01	1/15	3/41	35/142
Criminal Justice	0.46	-0.01	5/15	17/41	66/142



\* Indicates statistically significant change at the 10 percent level

Low Medium High

Kazakhstan Eastern Europe and Central Asia Upper-Middle



# Kenya

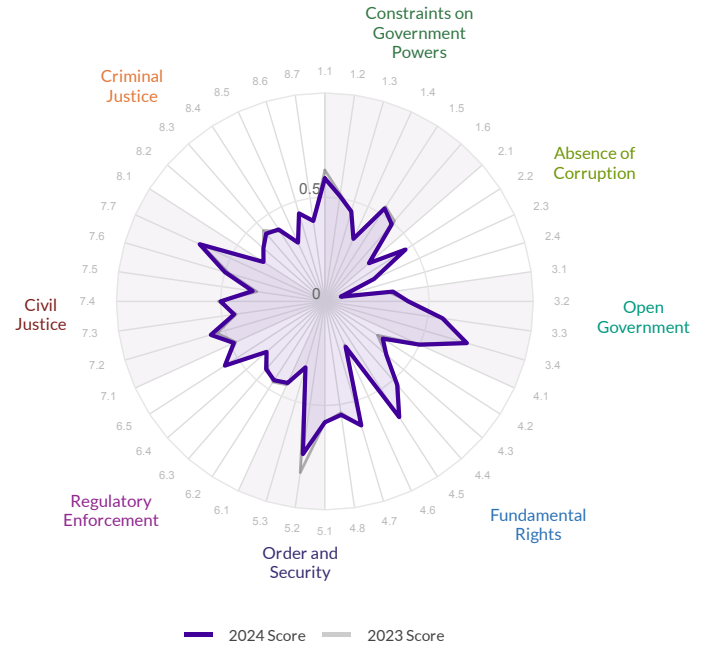
Region: Sub-Saharan Africa  
Income Group: Lower-Middle

The scores range from 0 to 1, where 1 signifies the highest possible score and 0 signifies the lowest possible score.

Overall Score	Regional Rank	Income Rank	Global Rank
<b>0.45</b>	<b>13/34</b>	<b>18/38</b>	<b>102/142</b>

Score Change	Rank Change
<b>0.00</b>	<b>-1</b> ▼

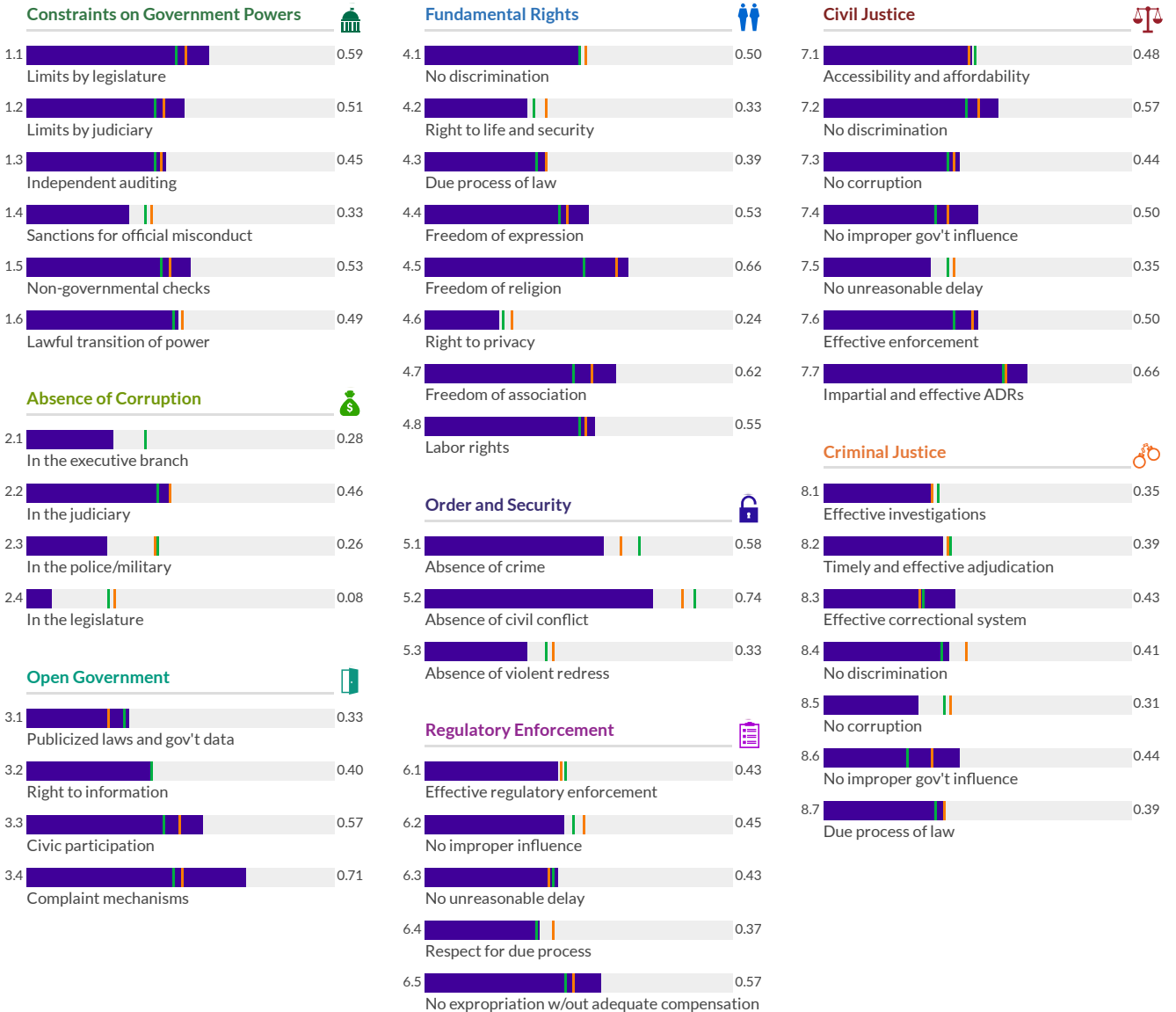
	Factor Score	Score Change	Regional Rank	Income Rank	Global Rank
<b>Constraints on Government Powers</b>	0.48	-0.01	15/34	12/38	89/142
<b>Absence of Corruption</b>	0.27	0.00	29/34	34/38	132/142
<b>Open Government</b>	0.50	0.00	6/34	6/38	69/142
<b>Fundamental Rights</b>	0.48	0.01	15/34	9/38	91/142
<b>Order and Security</b>	0.55	-0.03	26/34	34/38	128/142
<b>Regulatory Enforcement</b>	0.45	0.00	17/34	16/38	98/142
<b>Civil Justice</b>	0.50	0.01	10/34	11/38	81/142
<b>Criminal Justice</b>	0.39	0.00	13/34	13/38	87/142



\* Indicates statistically significant change at the 10 percent level

Low Medium High

Kenya Sub-Saharan Africa Lower-Middle



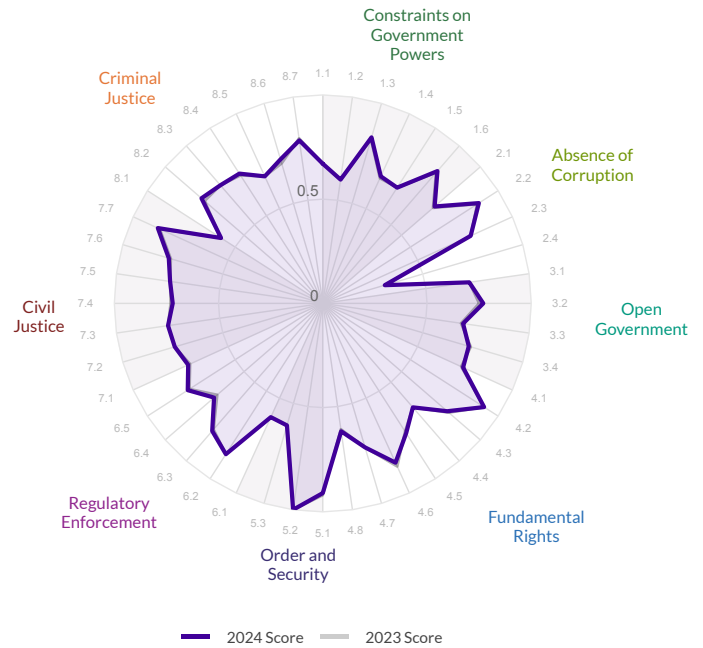
# Korea, Rep.

Region: East Asia and Pacific  
Income Group: High

The scores range from 0 to 1, where 1 signifies the highest possible score and 0 signifies the lowest possible score.

Overall Score	Regional Rank	Income Rank	Global Rank
0.74	5/15	19/47	19/142
Score Change	Rank Change		
0.00	0		

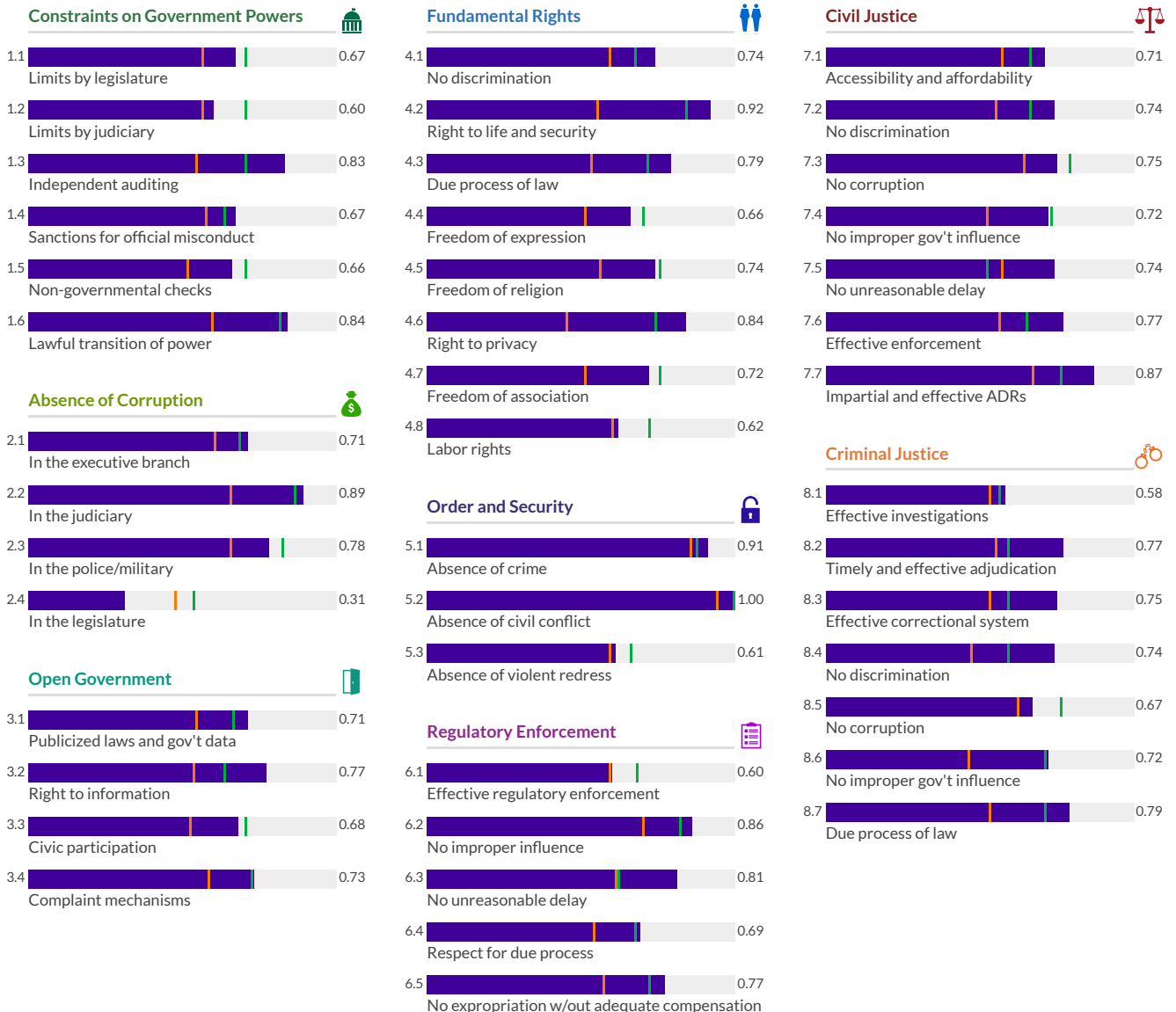
Factor	Score	Score Change	Regional Rank	Income Rank	Global Rank
Constraints on Government Powers	0.71	0.01	4/15	22/47	23/142
Absence of Corruption	0.67	0.00	6/15	32/47	34/142
Open Government	0.72	0.00	3/15	20/47	20/142
Fundamental Rights	0.75	0.00	4/15	23/47	24/142
Order and Security	0.84	0.00	6/15	27/47	29/142
Regulatory Enforcement	0.75	0.01	6/15	20/47	20/142
Civil Justice	0.76	0.01	4/15	13/47	13/142
Criminal Justice	0.72	0.00	4/15	15/47	15/142



\* Indicates statistically significant change at the 10 percent level

Low Medium High

— Korea, Rep. — East Asia and Pacific — High



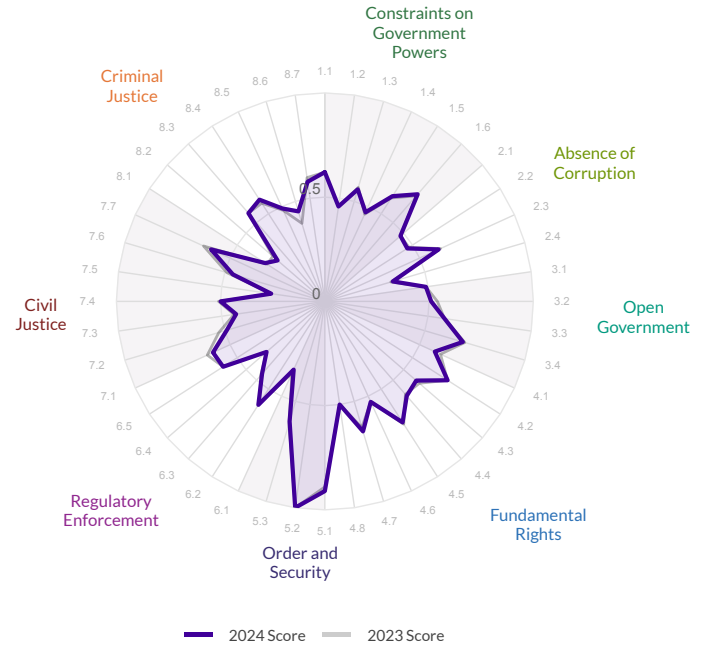
# Kosovo

Region: Eastern Europe and Central Asia  
Income Group: Upper-Middle

The scores range from 0 to 1, where 1 signifies the highest possible score and 0 signifies the lowest possible score.

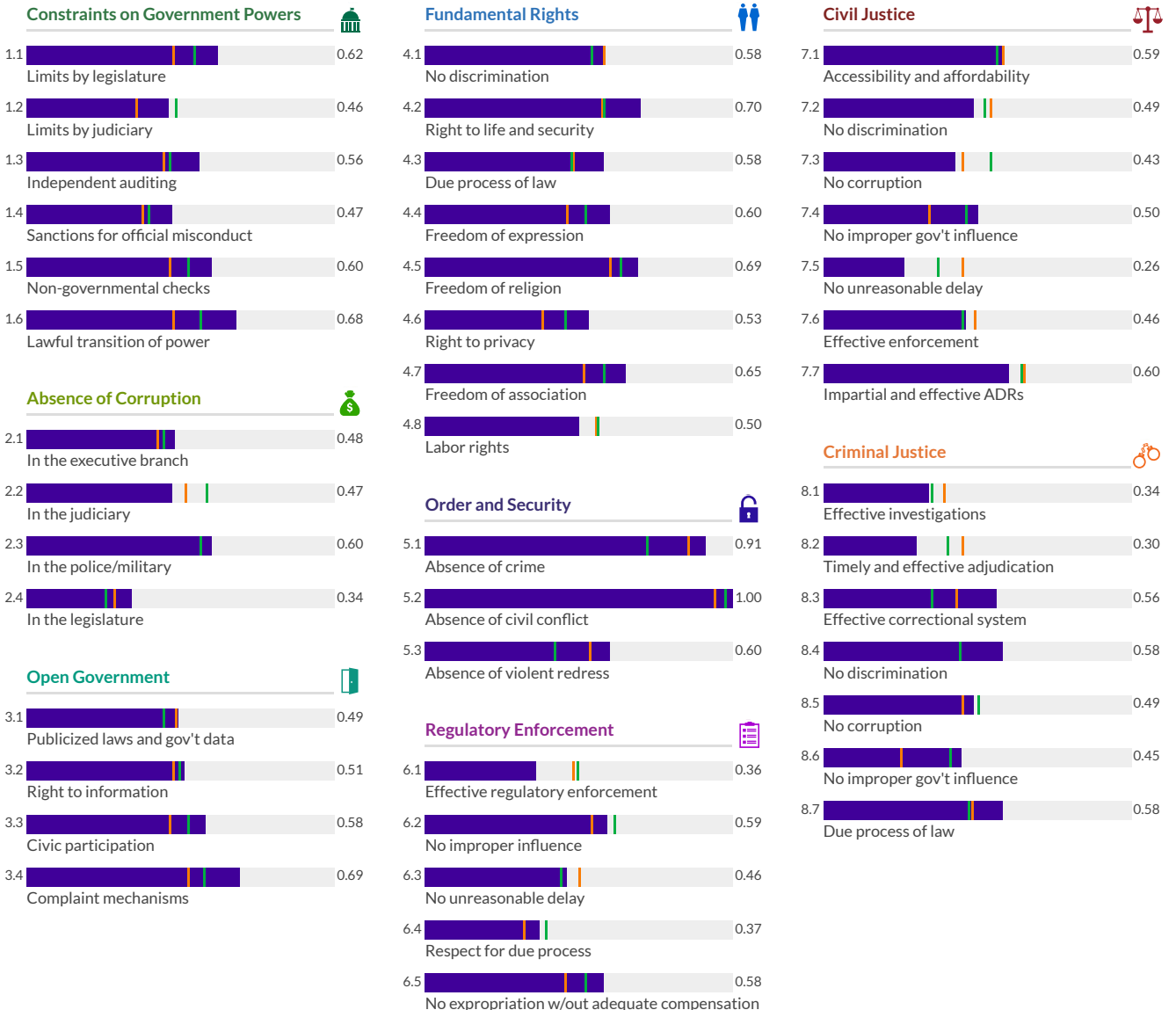
Overall Score	Regional Rank	Income Rank	Global Rank
<b>0.56</b>	<b>3/15</b>	<b>14/41</b>	<b>58/142</b>
Score Change	Rank Change		
<b>0.00</b>	<b>0</b>		

Factor	Score	Score Change	Regional Rank	Income Rank	Global Rank
Constraints on Government Powers	0.57	0.00	1/15	13/41	59/142
Absence of Corruption	0.47	0.00	5/15	16/41	65/142
Open Government	0.57	-0.01	3/15	12/41	50/142
Fundamental Rights	0.61	0.00	4/15	15/41	56/142
Order and Security	0.84	0.00	2/15	1/41	31/142
Regulatory Enforcement	0.47	-0.01	4/15	22/41	82/142
Civil Justice	0.48	-0.02	10/15	27/41	89/142
Criminal Justice	0.47	0.01	4/15	16/41	62/142



\* Indicates statistically significant change at the 10 percent level

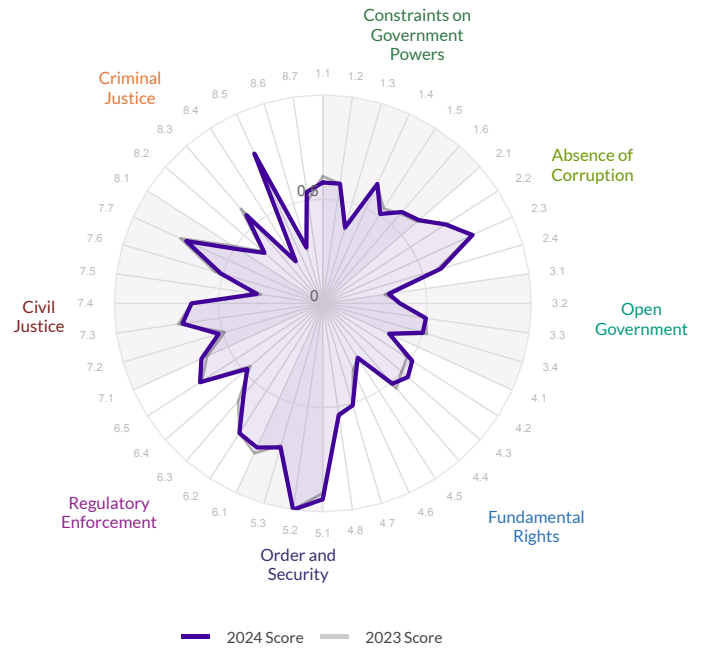
— Kosovo — Eastern Europe and Central Asia — Upper-Middle



The scores range from 0 to 1, where 1 signifies the highest possible score and 0 signifies the lowest possible score.

Overall Score	Regional Rank	Income Rank	Global Rank
<b>0.58</b>	<b>2/9</b>	<b>43/47</b>	<b>52/142</b>
Score Change	Rank Change		
<b>0.00</b>	<b>0</b>		

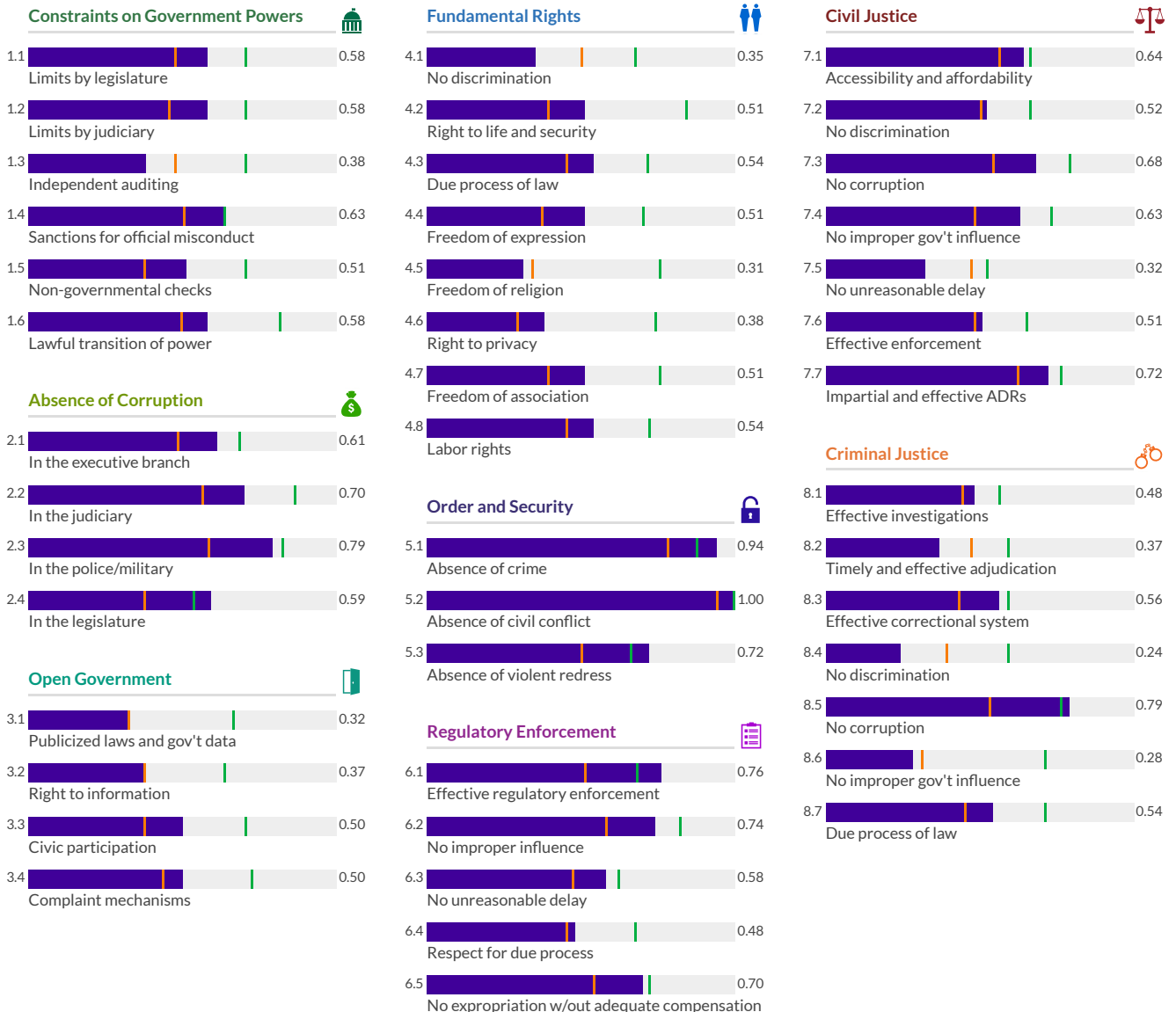
	Factor Score	Score Change	Regional Rank	Income Rank	Global Rank
Constraints on Government Powers	0.54	-0.01	2/9	43/47	65/142
Absence of Corruption	0.67	0.01	2/9	31/47	33/142
Open Government	0.42	-0.01	3/9	46/47	101/142
Fundamental Rights	0.45	0.00	4/9	46/47	104/142
Order and Security	0.88	0.01	2/9	21/47	22/142
Regulatory Enforcement	0.65	-0.01	2/9	29/47	30/142
Civil Justice	0.57	0.00	3/9	39/47	51/142
Criminal Justice	0.47	0.00	3/9	43/47	65/142



\* Indicates statistically significant change at the 10 percent level

Low Medium High

Kuwait Middle East and North Africa High



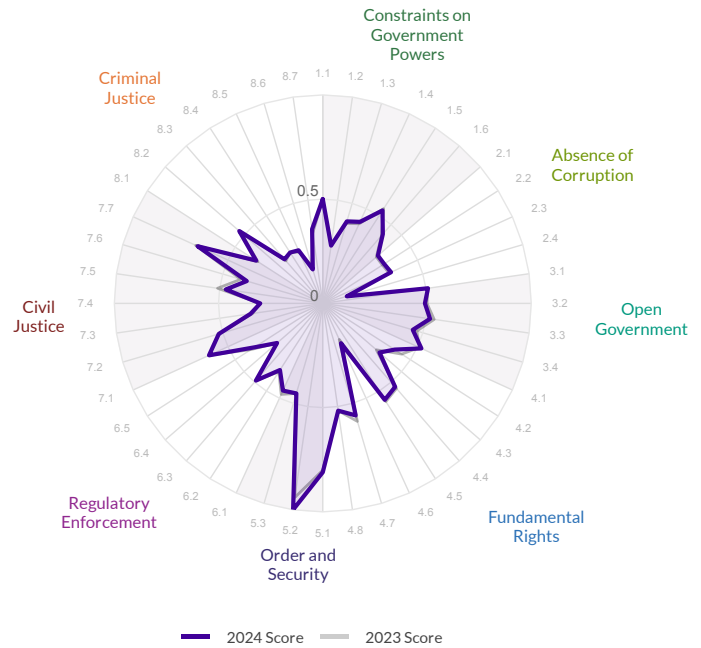
# Kyrgyz Republic

Region: Eastern Europe and Central Asia  
Income Group: Lower-Middle

The scores range from 0 to 1, where 1 signifies the highest possible score and 0 signifies the lowest possible score.

Overall Score	Regional Rank	Income Rank	Global Rank
<b>0.45</b>	<b>12/15</b>	<b>17/38</b>	<b>101/142</b>
Score Change	Rank Change		
<b>0.00</b>	<b>2▲</b>		

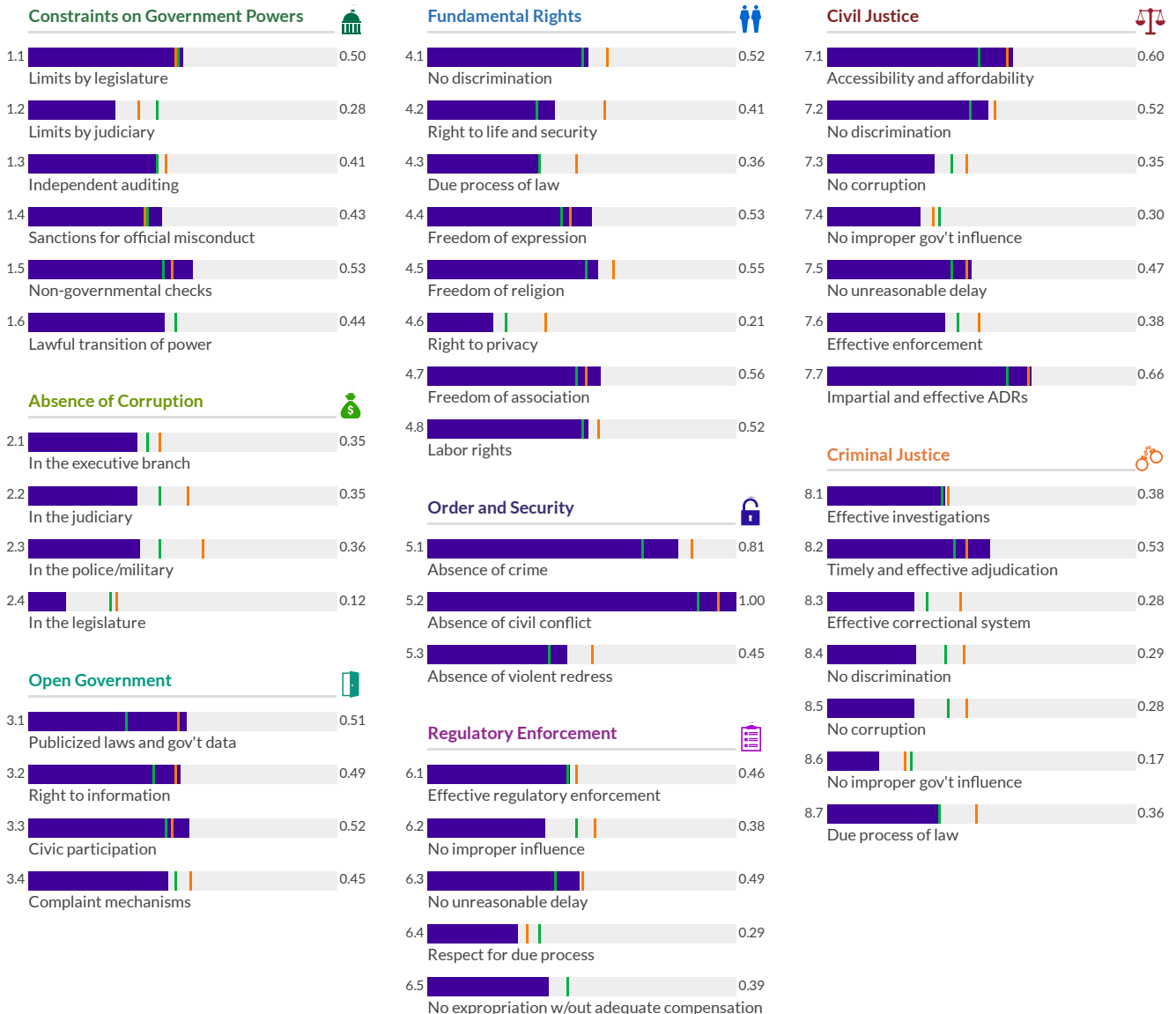
	Factor Score	Score Change	Regional Rank	Income Rank	Global Rank
Constraints on Government Powers	0.43	0.00	9/15	21/38	104/142
Absence of Corruption	0.29	0.00	15/15	32/38	130/142
Open Government	0.49	-0.01	7/15	7/38	71/142
Fundamental Rights	0.46	0.00	11/15	14/38	100/142
Order and Security	0.75	0.02	12/15	6/38	60/142
Regulatory Enforcement	0.40	-0.01	15/15	27/38	122/142
Civil Justice	0.47	-0.01	11/15	14/38	91/142
Criminal Justice	0.33	0.00	14/15	26/38	112/142



\* Indicates statistically significant change at the 10 percent level

Low Medium High

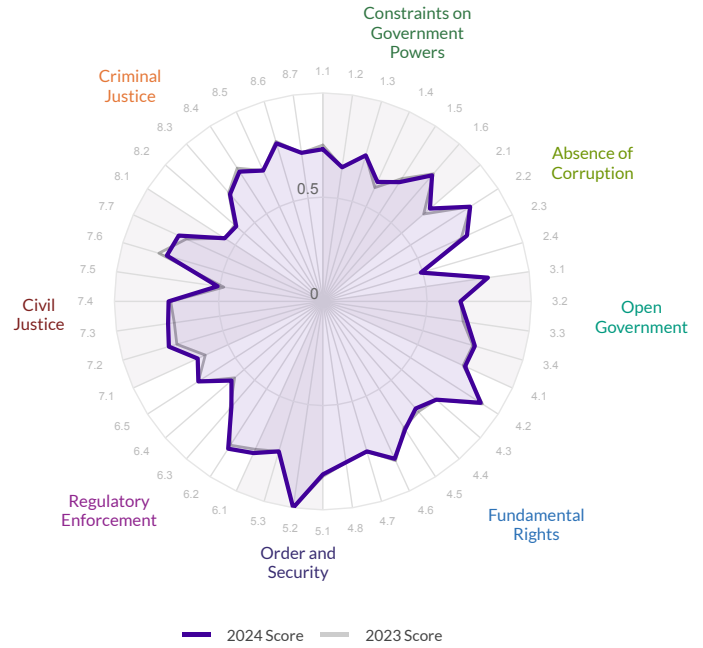
Kyrgyz Republic Eastern Europe and Central Asia Lower-Middle



The scores range from 0 to 1, where 1 signifies the highest possible score and 0 signifies the lowest possible score.

Overall Score	Regional Rank	Income Rank	Global Rank
<b>0.73</b>	<b>16/31</b>	<b>21/47</b>	<b>21/142</b>
Score Change	Rank Change		
<b>0.01▲</b>	<b>1▲</b>		

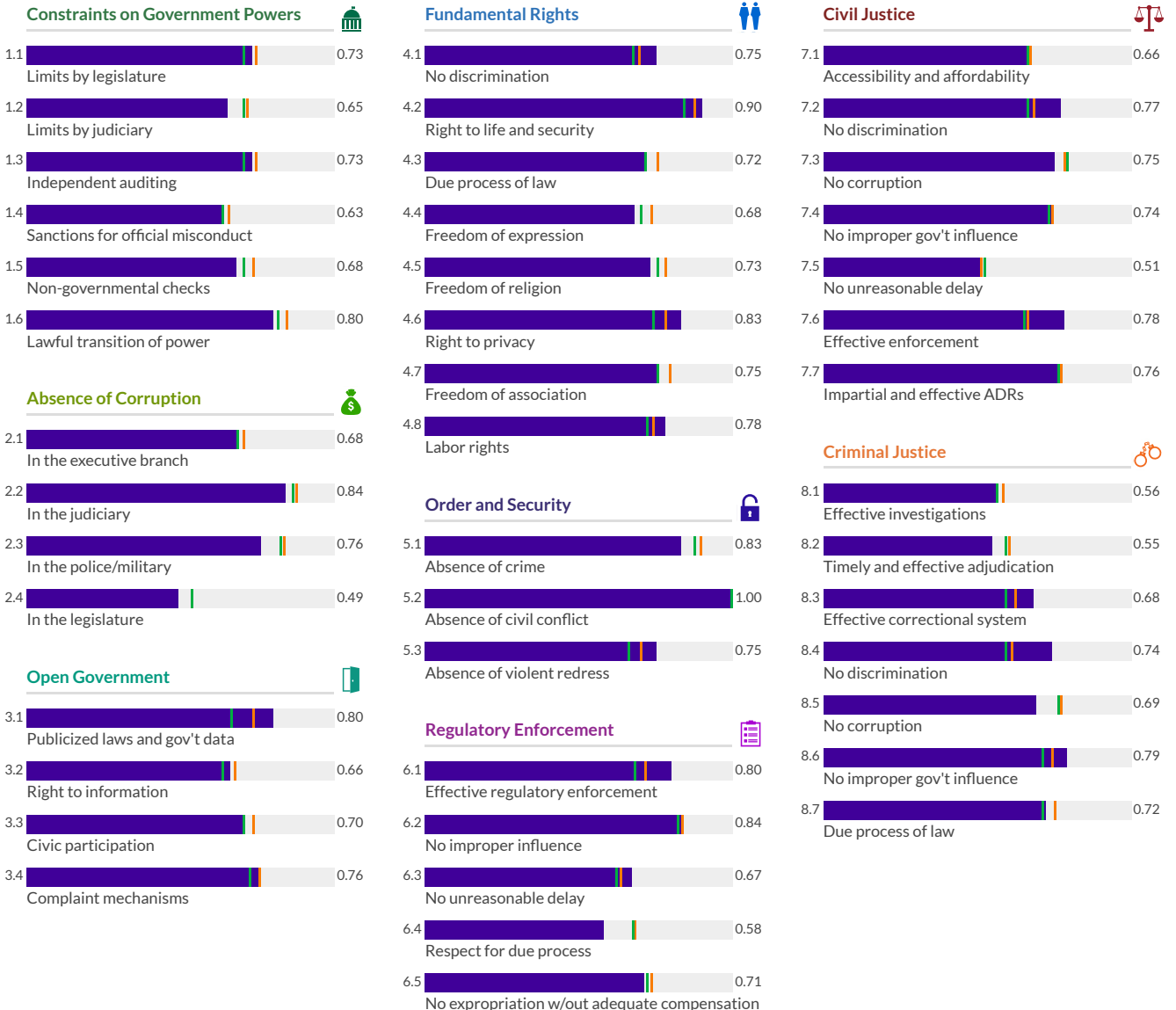
Factor	Score	Score Change	Regional Rank	Income Rank	Global Rank
Constraints on Government Powers	0.70	0.00	18/31	24/47	25/142
Absence of Corruption	0.69	0.01	20/31	28/47	28/142
Open Government	0.73	0.01	16/31	19/47	19/142
Fundamental Rights	0.77	0.00	17/31	21/47	22/142
Order and Security	0.86	0.00	17/31	24/47	25/142
Regulatory Enforcement	0.72	0.01	17/31	23/47	23/142
Civil Justice	0.71	0.02	13/31	20/47	20/142
Criminal Justice	0.68	-0.01	16/31	23/47	23/142



\* Indicates statistically significant change at the 10 percent level

Low Medium High

Latvia EU, EFTA, and North America High



# Lebanon

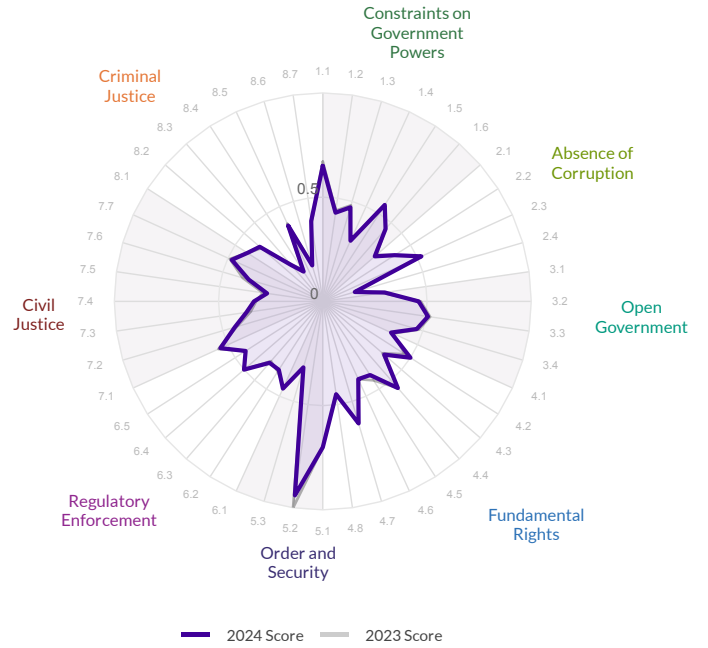
Region: Middle East and North Africa  
Income Group: Lower-Middle

The scores range from 0 to 1, where 1 signifies the highest possible score and 0 signifies the lowest possible score.

Overall Score	Regional Rank	Income Rank	Global Rank
0.44	7/9	21/38	108/142

Score Change	Rank Change
-0.01 ▾	-1 ▾

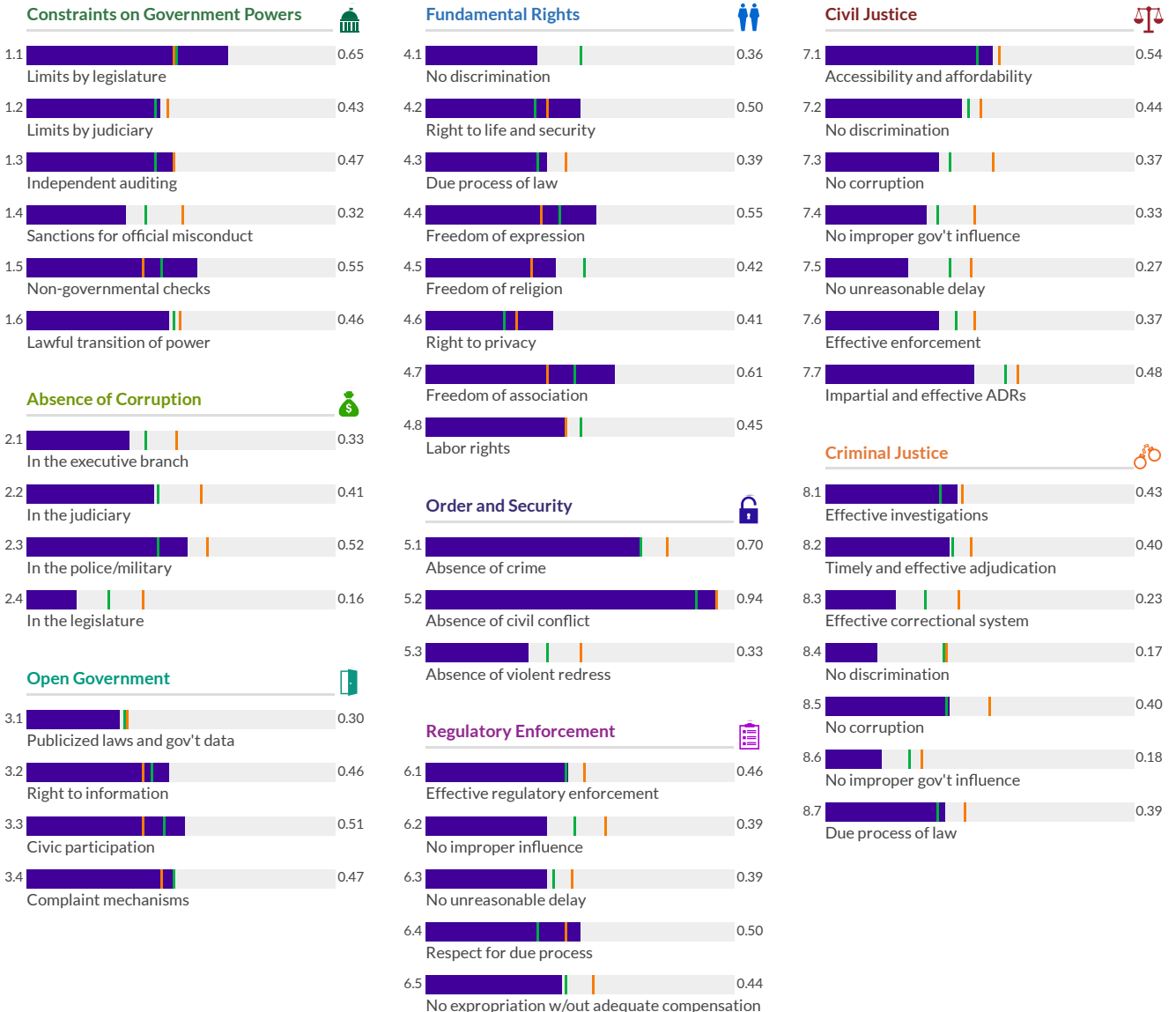
	Factor Score	Score Change	Regional Rank	Income Rank	Global Rank
Constraints on Government Powers	0.48	-0.01	6/9	14/38	92/142
Absence of Corruption	0.36	0.00	9/9	21/38	109/142
Open Government	0.44	0.00	2/9	15/38	99/142
Fundamental Rights	0.46	0.00	2/9	13/38	99/142
Order and Security	0.65	-0.02*	7/9	23/38	101/142
Regulatory Enforcement	0.44	0.00	7/9	18/38	104/142
Civil Justice	0.40	-0.01	8/9	29/38	126/142
Criminal Justice	0.31	0.00	9/9	27/38	116/142



\* Indicates statistically significant change at the 10 percent level

Low Medium High

Lebanon Middle East and North Africa Lower-Middle





# Liberia

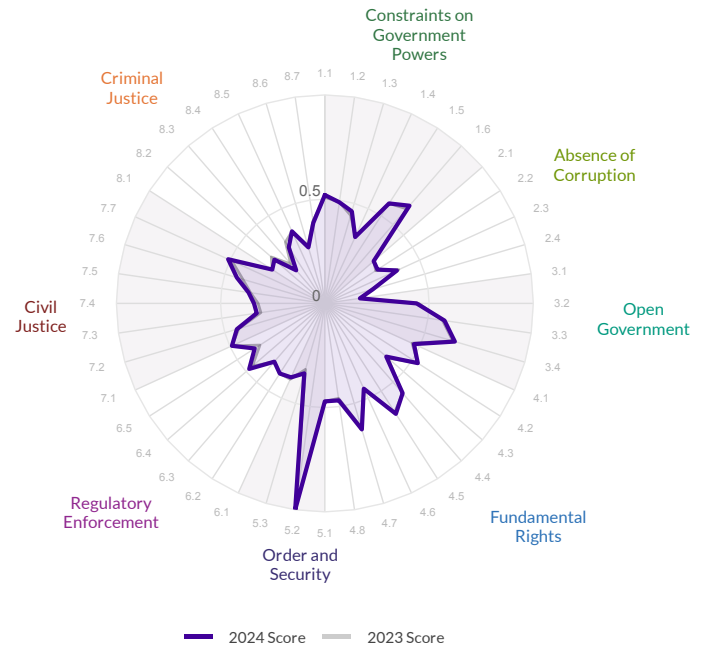
Region: Sub-Saharan Africa  
Income Group: Low

The scores range from 0 to 1, where 1 signifies the highest possible score and 0 signifies the lowest possible score.

Overall Score	Regional Rank	Income Rank	Global Rank
<b>0.44</b>	<b>17/34</b>	<b>6/16</b>	<b>109/142</b>

Score Change	Rank Change
<b>0.00</b>	<b>3 ▲</b>

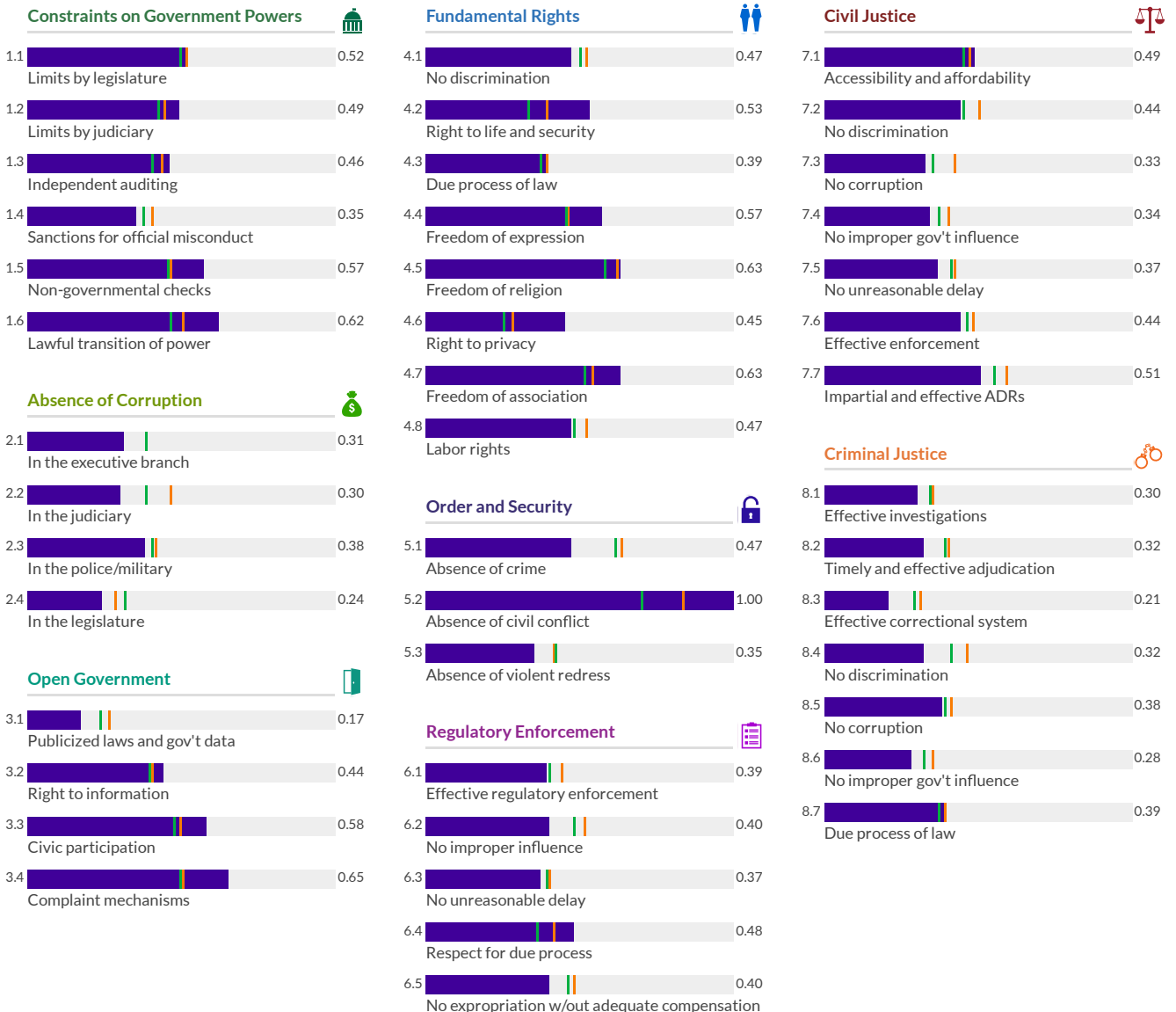
	Factor Score	Score Change	Regional Rank	Income Rank	Global Rank
<b>Constraints on Government Powers</b>	0.50	0.01	10/34	4/16	80/142
<b>Absence of Corruption</b>	0.31	0.00	25/34	12/16	124/142
<b>Open Government</b>	0.46	0.00	8/34	2/16	84/142
<b>Fundamental Rights</b>	0.52	0.00	10/34	3/16	80/142
<b>Order and Security</b>	0.61	0.01	21/34	7/16	117/142
<b>Regulatory Enforcement</b>	0.41	0.01	23/34	8/16	120/142
<b>Civil Justice</b>	0.41	0.01	26/34	10/16	117/142
<b>Criminal Justice</b>	0.31	-0.02	26/34	11/16	117/142



\* Indicates statistically significant change at the 10 percent level

Low Medium High

Liberia Sub-Saharan Africa Low



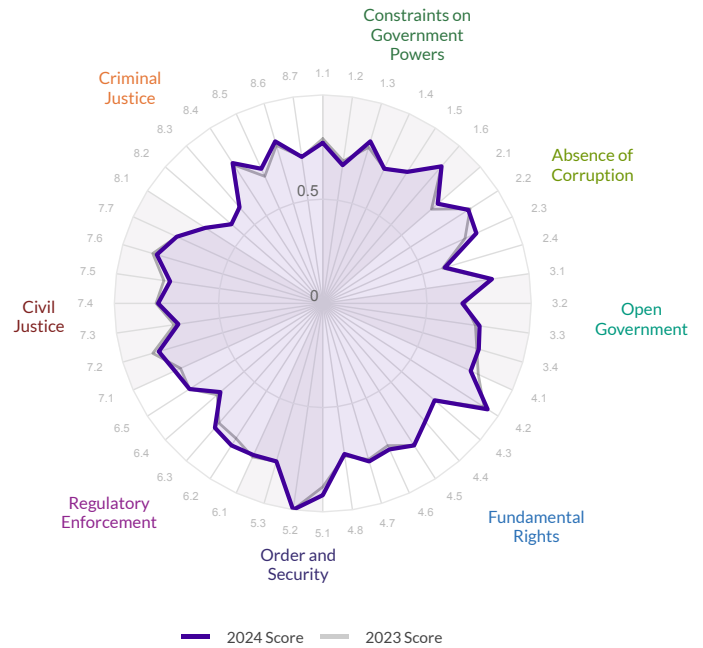
# Lithuania

Region: EU, EFTA, and North America  
Income Group: High

The scores range from 0 to 1, where 1 signifies the highest possible score and 0 signifies the lowest possible score.

Overall Score	Regional Rank	Income Rank	Global Rank
<b>0.77</b>	<b>14/31</b>	<b>18/47</b>	<b>18/142</b>
Score Change	Rank Change		
<b>0.01▲</b>	<b>0</b>		

	Factor Score	Score Change	Regional Rank	Income Rank	Global Rank
Constraints on Government Powers	0.76	0.00	14/31	17/47	17/142
Absence of Corruption	0.75	0.02	15/31	21/47	21/142
Open Government	0.76	0.01	13/31	15/47	15/142
Fundamental Rights	0.79	0.00	14/31	16/47	16/142
Order and Security	0.90	0.01	11/31	15/47	15/142
Regulatory Enforcement	0.76	0.01	14/31	19/47	19/142
Civil Justice	0.78	-0.01	8/31	10/47	10/142
Criminal Justice	0.70	0.01	15/31	20/47	20/142



\* Indicates statistically significant change at the 10 percent level

Low Medium High

Lithuania EU, EFTA, and North America High

Factor	Sub-factor	Score
<b>Constraints on Government Powers</b>	Limits by legislature	0.77
	Limits by judiciary	0.67
	Independent auditing	0.81
	Sanctions for official misconduct	0.71
	Non-governmental checks	0.75
	Lawful transition of power	0.87
<b>Absence of Corruption</b>	In the executive branch	0.73
	In the judiciary	0.83
	In the police/military	0.81
	In the legislature	0.61
<b>Open Government</b>	Publicized laws and gov't data	0.82
	Right to information	0.67
	Civic participation	0.76
	Complaint mechanisms	0.78
<b>Fundamental Rights</b>	No discrimination	0.78
	Right to life and security	0.94
	Due process of law	0.71
	Freedom of expression	0.75
	Freedom of religion	0.81
<b>Order and Security</b>	Right to privacy	0.77
	Freedom of association	0.79
	Labor rights	0.73
	Absence of crime	0.92
	Absence of civil conflict	1.00
<b>Regulatory Enforcement</b>	Effective regulatory enforcement	0.80
	No improper influence	0.81
	No unreasonable delay	0.79
	Respect for due process	0.65
	No expropriation w/out adequate compensation	0.76
<b>Civil Justice</b>	Accessibility and affordability	0.78
	No discrimination	0.82
	No corruption	0.70
	No improper gov't influence	0.79
	No unreasonable delay	0.74
	Effective enforcement	0.83
	Impartial and effective ADRs	0.77
<b>Criminal Justice</b>	Effective investigations	0.67
	Timely and effective adjudication	0.58
	Effective correctional system	0.61
	No discrimination	0.80
	No corruption	0.71
	No improper gov't influence	0.81
	Due process of law	0.71

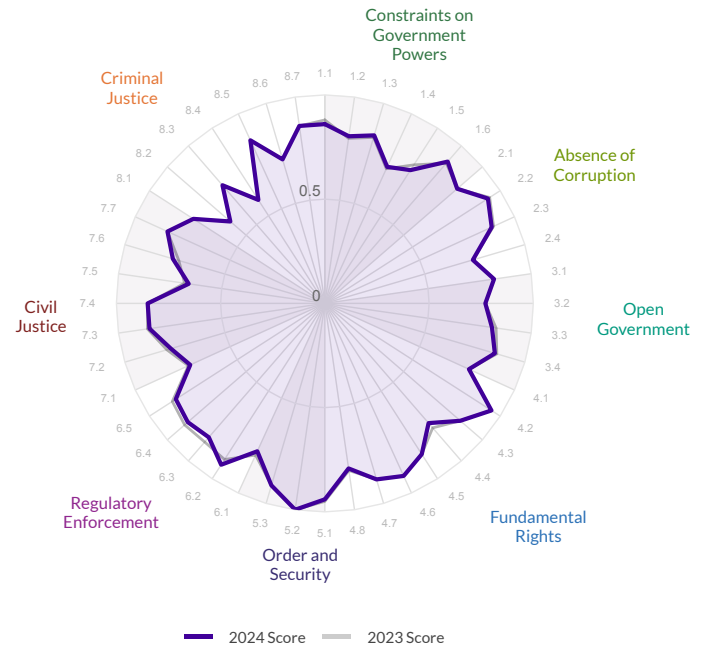
# Luxembourg

Region: EU, EFTA, and North America  
Income Group: High

The scores range from 0 to 1, where 1 signifies the highest possible score and 0 signifies the lowest possible score.

Overall Score	Regional Rank	Income Rank	Global Rank
<b>0.83</b>	<b>6/31</b>	<b>7/47</b>	<b>7/142</b>
Score Change	Rank Change		
<b>0.00</b>	<b>-1</b> ▼		

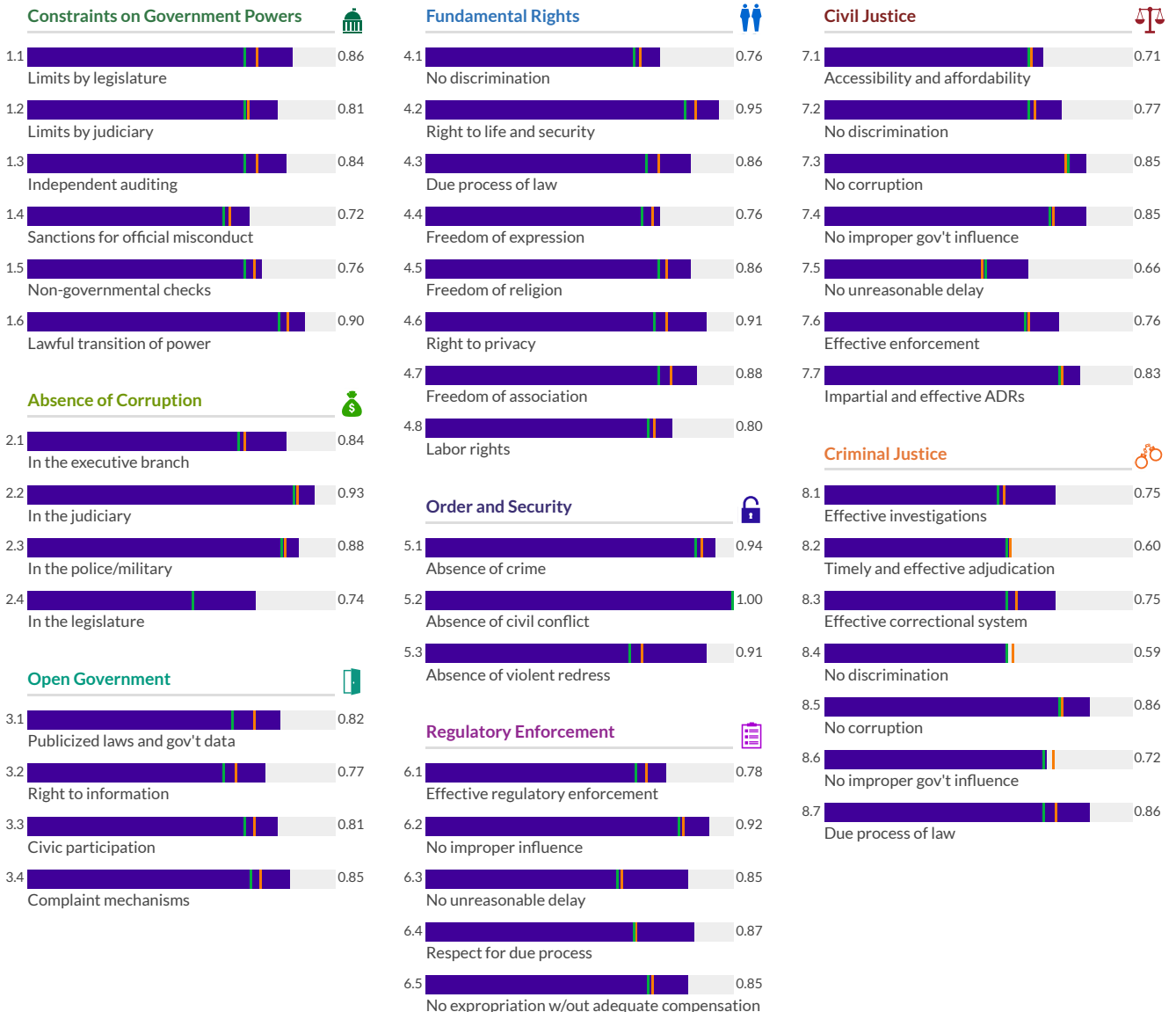
Factor	Score	Score Change	Regional Rank	Income Rank	Global Rank
Constraints on Government Powers	0.82	0.00	12/31	14/47	14/142
Absence of Corruption	0.85	0.00	6/31	8/47	8/142
Open Government	0.81	0.00	6/31	7/47	7/142
Fundamental Rights	0.85	-0.01	6/31	6/47	6/142
Order and Security	0.95	0.00	1/31	1/47	1/142
Regulatory Enforcement	0.85	-0.01	4/31	5/47	5/142
Civil Justice	0.78	0.00	9/31	11/47	11/142
Criminal Justice	0.73	0.00	11/31	14/47	14/142



\* Indicates statistically significant change at the 10 percent level

Low Medium High

Luxembourg EU, EFTA, and North America High



# Madagascar

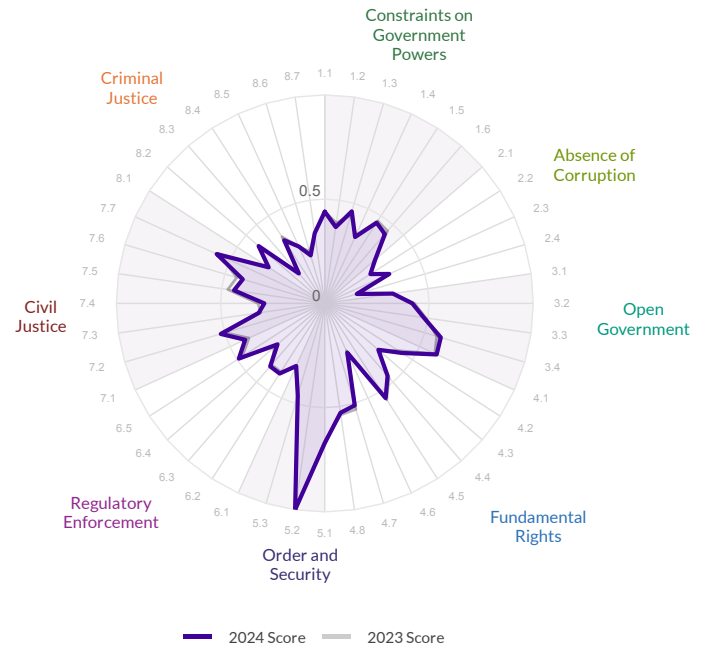
Region: Sub-Saharan Africa  
Income Group: Low

The scores range from 0 to 1, where 1 signifies the highest possible score and 0 signifies the lowest possible score.

Overall Score	Regional Rank	Income Rank	Global Rank
0.43	19/34	8/16	112/142

Score Change	Rank Change
0.00	2▲

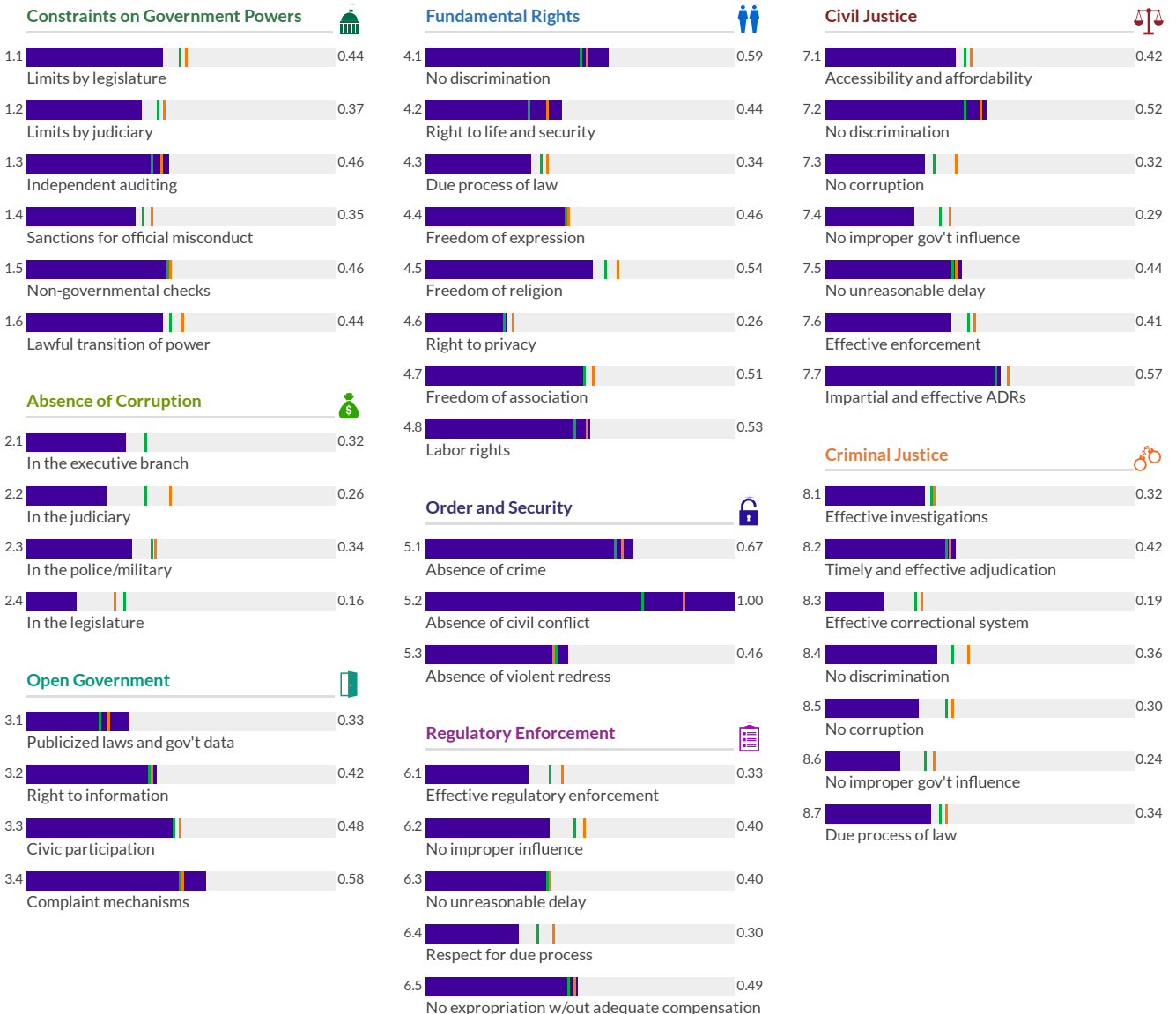
	Factor Score	Score Change	Regional Rank	Income Rank	Global Rank
Constraints on Government Powers	0.42	-0.01	18/34	7/16	107/142
Absence of Corruption	0.27	0.00	30/34	14/16	133/142
Open Government	0.45	0.00	10/34	4/16	89/142
Fundamental Rights	0.46	0.00	17/34	8/16	101/142
Order and Security	0.71	0.01	6/34	2/16	76/142
Regulatory Enforcement	0.38	0.00	26/34	10/16	126/142
Civil Justice	0.42	0.00	22/34	7/16	113/142
Criminal Justice	0.31	-0.01	27/34	12/16	119/142



\* Indicates statistically significant change at the 10 percent level

Low Medium High

Madagascar Sub-Saharan Africa Low



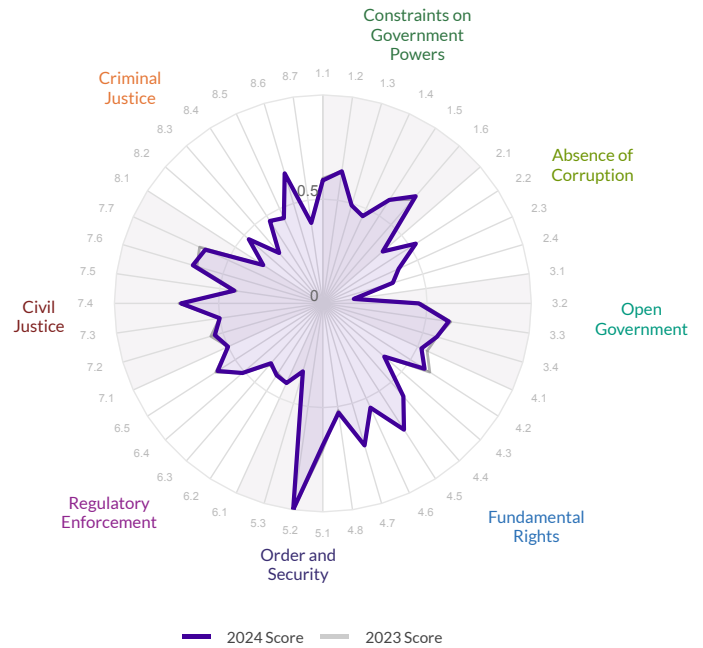
# Malawi

Region: Sub-Saharan Africa  
Income Group: Low

The scores range from 0 to 1, where 1 signifies the highest possible score and 0 signifies the lowest possible score.

Overall Score	Regional Rank	Income Rank	Global Rank
0.52	8/34	2/16	70/142
Score Change	Rank Change		
0.00	-1 ▾		

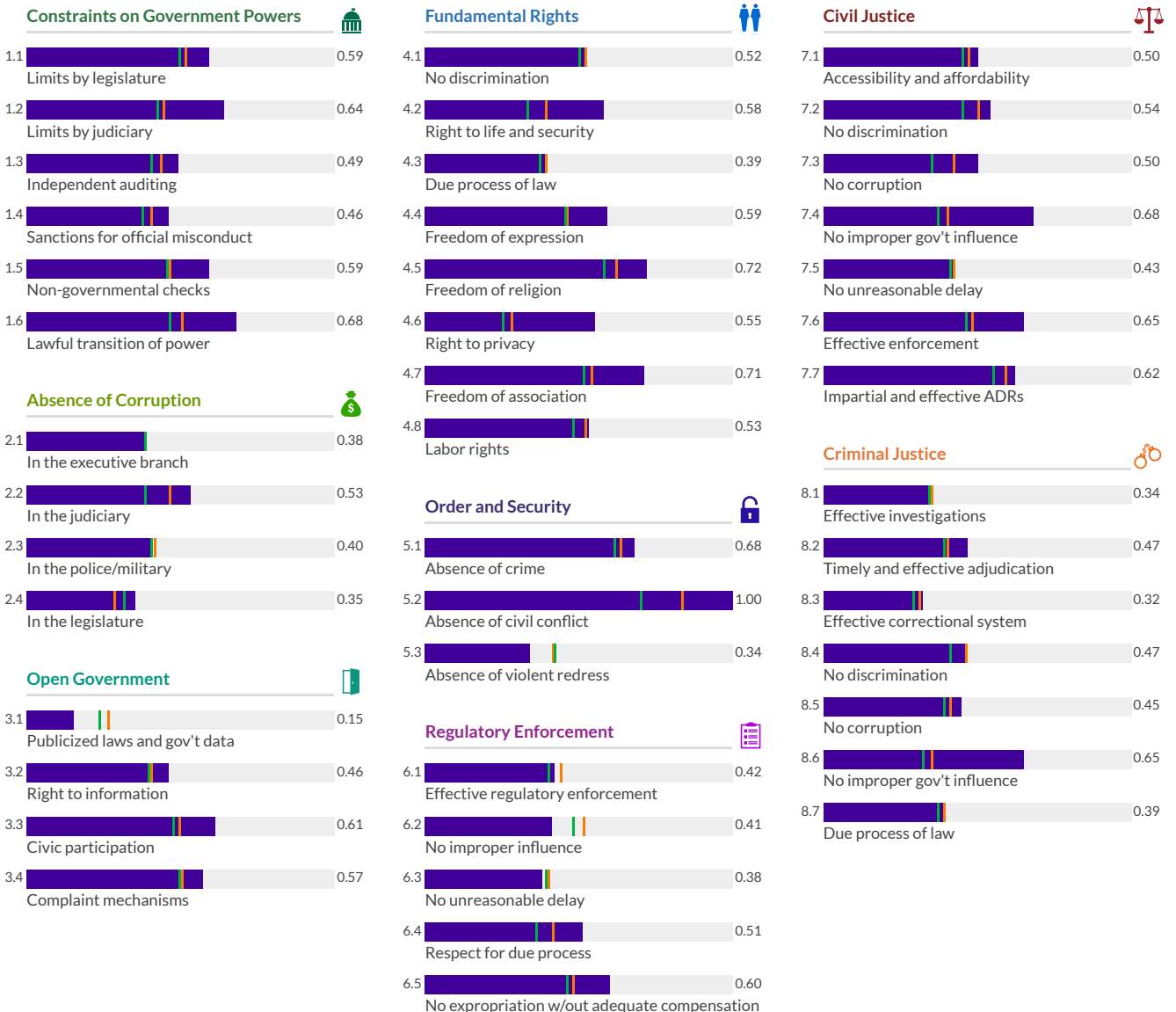
Factor	Score	Score Change	Regional Rank	Income Rank	Global Rank
Constraints on Government Powers	0.57	0.00	7/34	3/16	55/142
Absence of Corruption	0.42	0.00	11/34	5/16	87/142
Open Government	0.45	-0.01	11/34	5/16	92/142
Fundamental Rights	0.57	-0.01	6/34	1/16	66/142
Order and Security	0.68	0.00	15/34	5/16	94/142
Regulatory Enforcement	0.46	0.00	12/34	4/16	87/142
Civil Justice	0.56	0.00	7/34	2/16	56/142
Criminal Justice	0.44	0.00	9/34	3/16	74/142



\* Indicates statistically significant change at the 10 percent level

Low Medium High

Malawi Sub-Saharan Africa Low



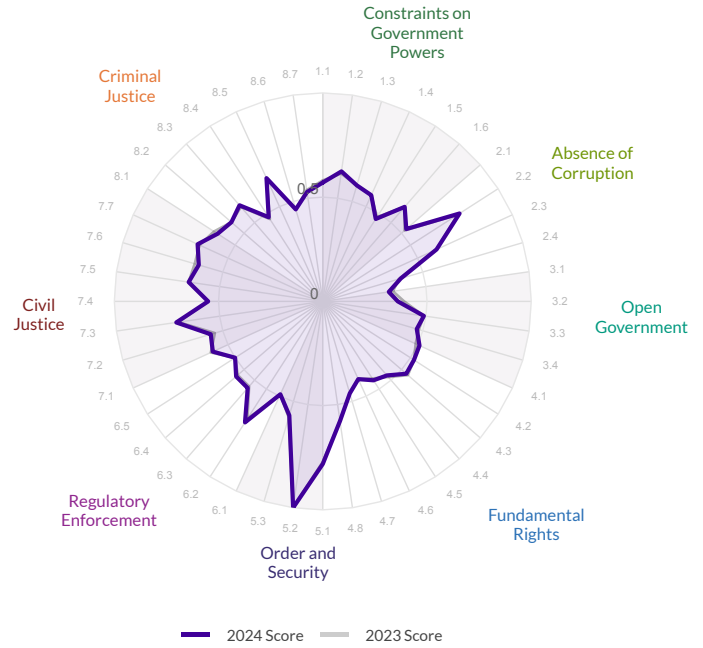
# Malaysia

Region: East Asia and Pacific  
Income Group: Upper-Middle

The scores range from 0 to 1, where 1 signifies the highest possible score and 0 signifies the lowest possible score.

Overall Score	Regional Rank	Income Rank	Global Rank
<b>0.57</b>	<b>7/15</b>	<b>11/41</b>	<b>55/142</b>
Score Change	Rank Change		
<b>0.00</b>	<b>0</b>		

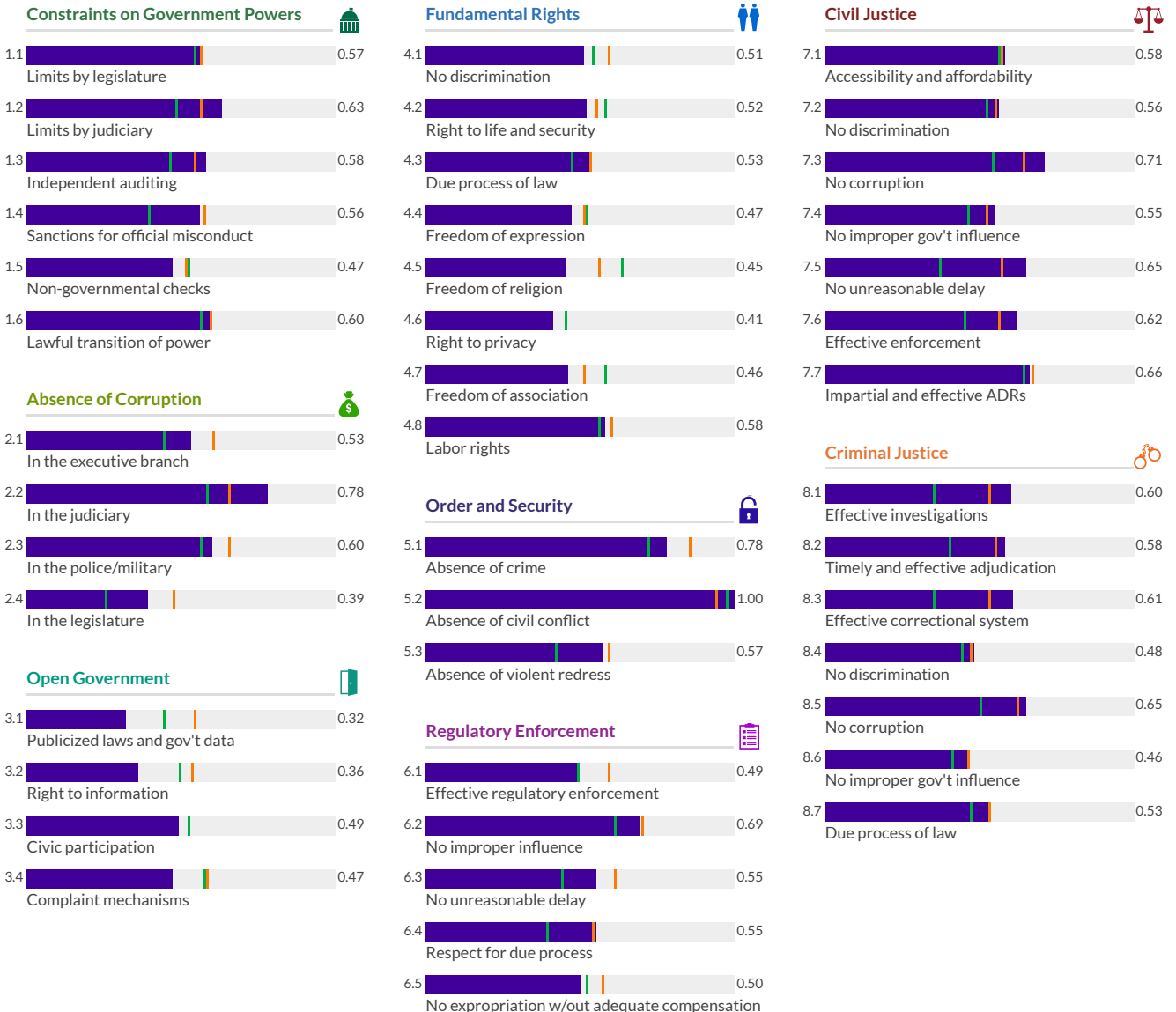
	Factor Score	Score Change	Regional Rank	Income Rank	Global Rank
Constraints on Government Powers	0.57	0.00	7/15	12/41	58/142
Absence of Corruption	0.57	0.01	7/15	8/41	49/142
Open Government	0.41	-0.01	12/15	35/41	104/142
Fundamental Rights	0.49	0.00	8/15	30/41	88/142
Order and Security	0.78	0.00	8/15	9/41	47/142
Regulatory Enforcement	0.56	0.01	8/15	8/41	51/142
Civil Justice	0.62	0.00	7/15	5/41	38/142
Criminal Justice	0.56	0.00	7/15	4/41	43/142



\* Indicates statistically significant change at the 10 percent level

Low Medium High

Malaysia East Asia and Pacific Upper-Middle



# Mali

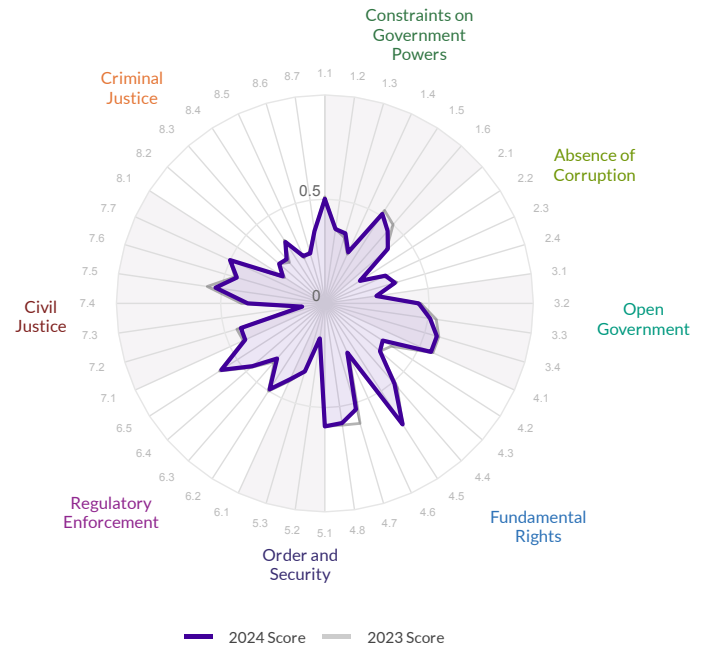
Region: Sub-Saharan Africa  
Income Group: Low

The scores range from 0 to 1, where 1 signifies the highest possible score and 0 signifies the lowest possible score.

Overall Score	Regional Rank	Income Rank	Global Rank
0.39	27/34	10/16	124/142

Score Change	Rank Change
-0.01 ▾	-3 ▾

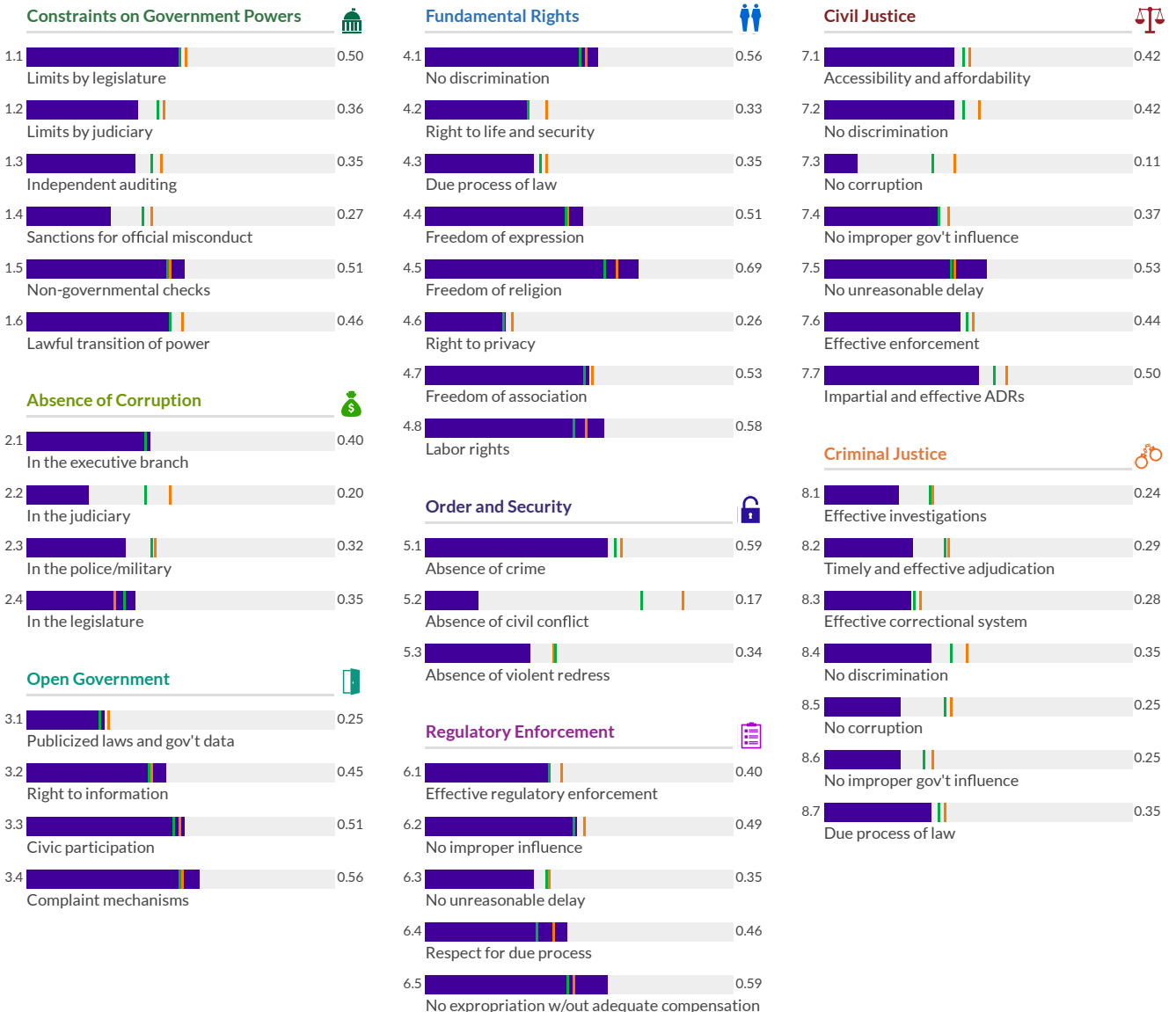
	Factor Score	Score Change	Regional Rank	Income Rank	Global Rank
Constraints on Government Powers	0.41	-0.01	20/34	9/16	109/142
Absence of Corruption	0.32	0.00	23/34	11/16	122/142
Open Government	0.44	-0.01	13/34	6/16	98/142
Fundamental Rights	0.48	-0.02	16/34	7/16	93/142
Order and Security	0.37	0.00	33/34	16/16	141/142
Regulatory Enforcement	0.46	-0.01	15/34	6/16	93/142
Civil Justice	0.40	-0.02	31/34	13/16	127/142
Criminal Justice	0.29	0.00	31/34	14/16	128/142



\* Indicates statistically significant change at the 10 percent level

Low Medium High

Mali Sub-Saharan Africa Low



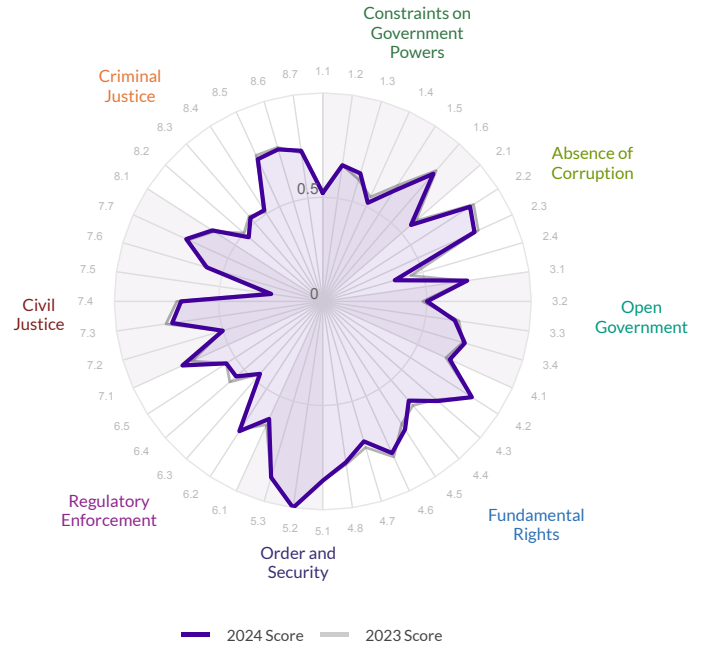
# Malta

Region: EU, EFTA, and North America  
Income Group: High

The scores range from 0 to 1, where 1 signifies the highest possible score and 0 signifies the lowest possible score.

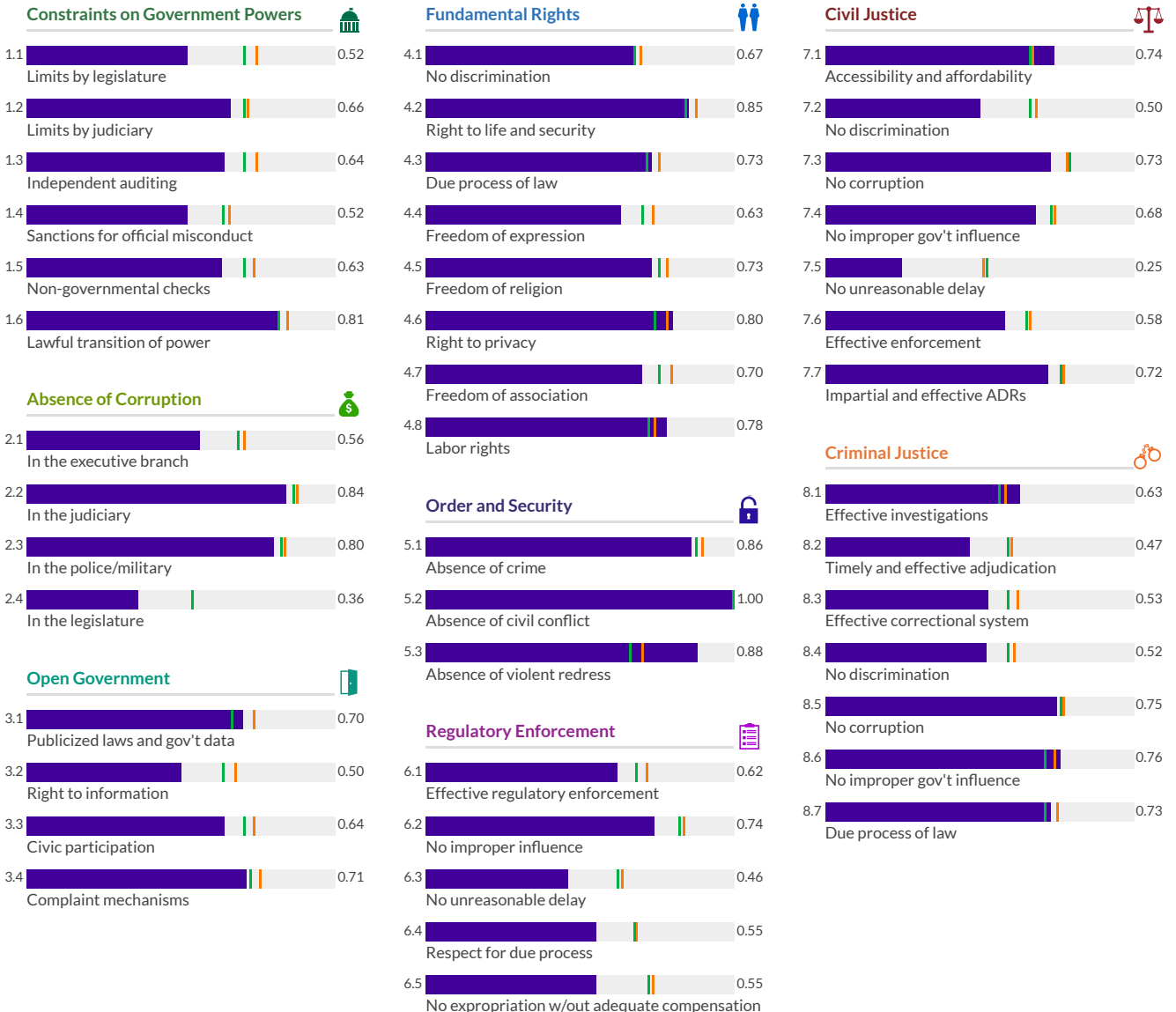
Overall Score	Regional Rank	Income Rank	Global Rank
0.67	22/31	29/47	30/142
Score Change	Rank Change		
-0.01 ▾	0		

	Factor Score	Score Change	Regional Rank	Income Rank	Global Rank
Constraints on Government Powers	0.63	-0.01	26/31	34/47	39/142
Absence of Corruption	0.64	-0.03	24/31	36/47	40/142
Open Government	0.63	0.00	24/31	31/47	32/142
Fundamental Rights	0.74	0.00	21/31	27/47	28/142
Order and Security	0.91	0.00	7/31	10/47	10/142
Regulatory Enforcement	0.59	-0.01	26/31	39/47	43/142
Civil Justice	0.60	0.00	25/31	37/47	48/142
Criminal Justice	0.63	-0.01	21/31	28/47	28/142



\* Indicates statistically significant change at the 10 percent level

— Malta — EU, EFTA, and North America — High





# Mauritania

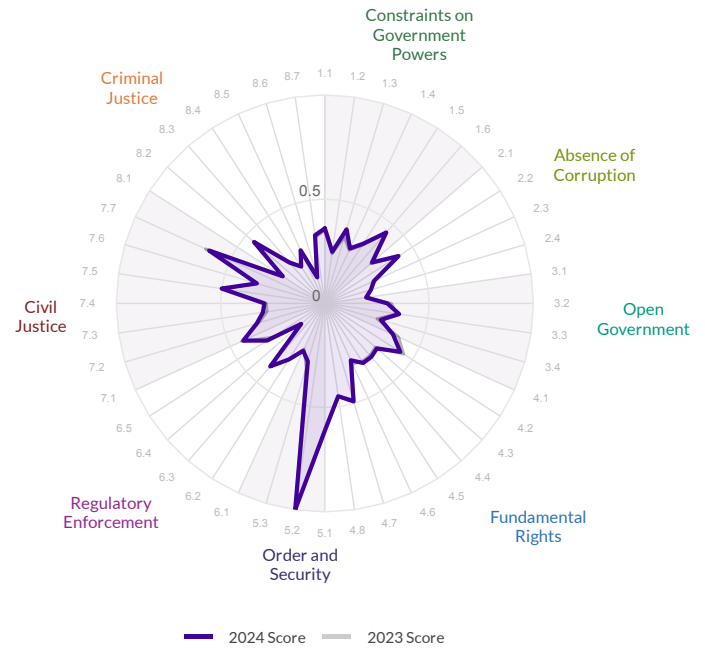
Region: Sub-Saharan Africa  
Income Group: Lower-Middle

The scores range from 0 to 1, where 1 signifies the highest possible score and 0 signifies the lowest possible score.

Overall Score	Regional Rank	Income Rank	Global Rank
0.36	31/34	32/38	132/142

Score Change	Rank Change
0.00	1 ▲

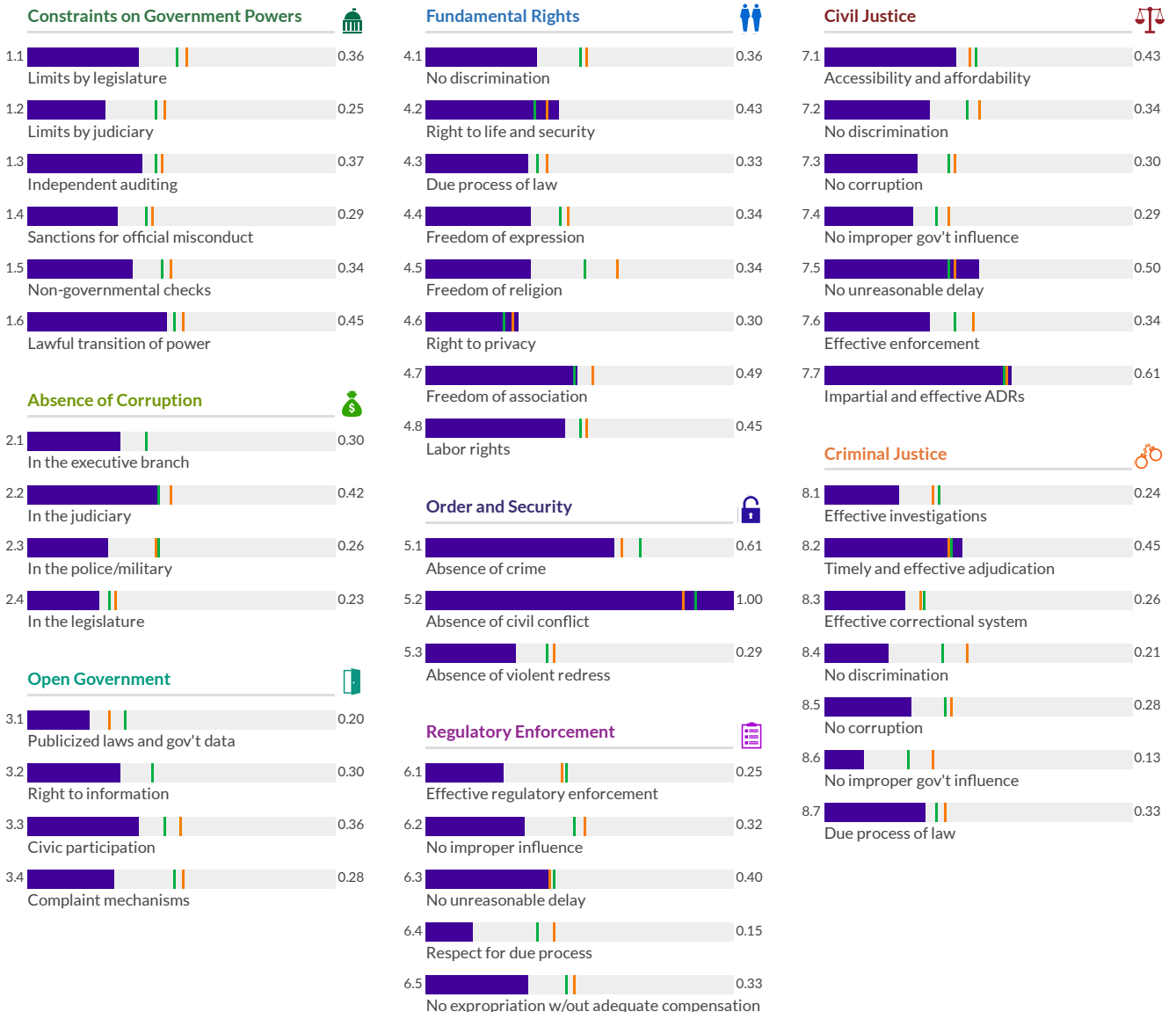
	Factor Score	Score Change	Regional Rank	Income Rank	Global Rank
Constraints on Government Powers	0.34	0.01	30/34	32/38	127/142
Absence of Corruption	0.30	0.01	27/34	30/38	127/142
Open Government	0.28	0.00	34/34	35/38	138/142
Fundamental Rights	0.38	-0.01	28/34	28/38	123/142
Order and Security	0.63	-0.01	19/34	26/38	108/142
Regulatory Enforcement	0.29	0.01	34/34	36/38	139/142
Civil Justice	0.40	0.00	30/34	28/38	125/142
Criminal Justice	0.27	0.00	33/34	31/38	131/142



\* Indicates statistically significant change at the 10 percent level

Low Medium High

Mauritania Sub-Saharan Africa Lower-Middle



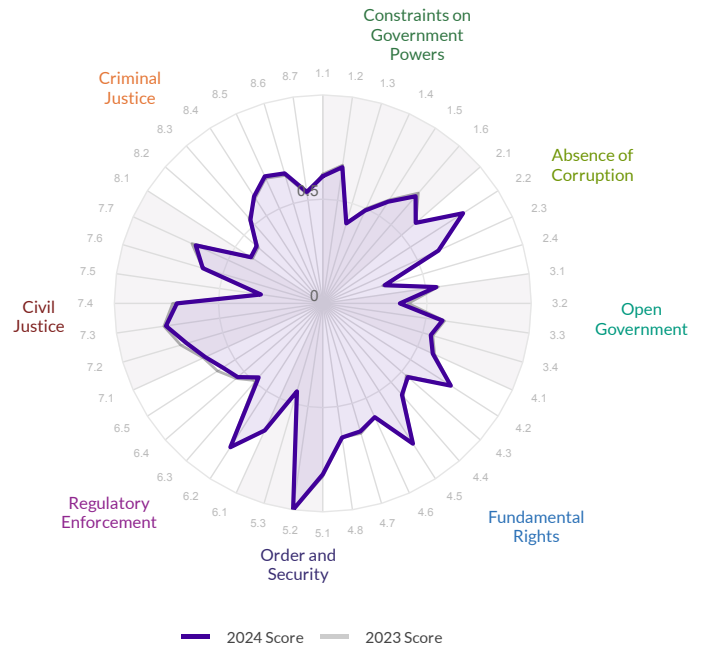
# Mauritius

Region: Sub-Saharan Africa  
Income Group: Upper-Middle

The scores range from 0 to 1, where 1 signifies the highest possible score and 0 signifies the lowest possible score.

Overall Score	Regional Rank	Income Rank	Global Rank
<b>0.60</b>	<b>3/34</b>	<b>5/41</b>	<b>46/142</b>
Score Change	Rank Change		
<b>-0.01</b>	<b>0</b>		

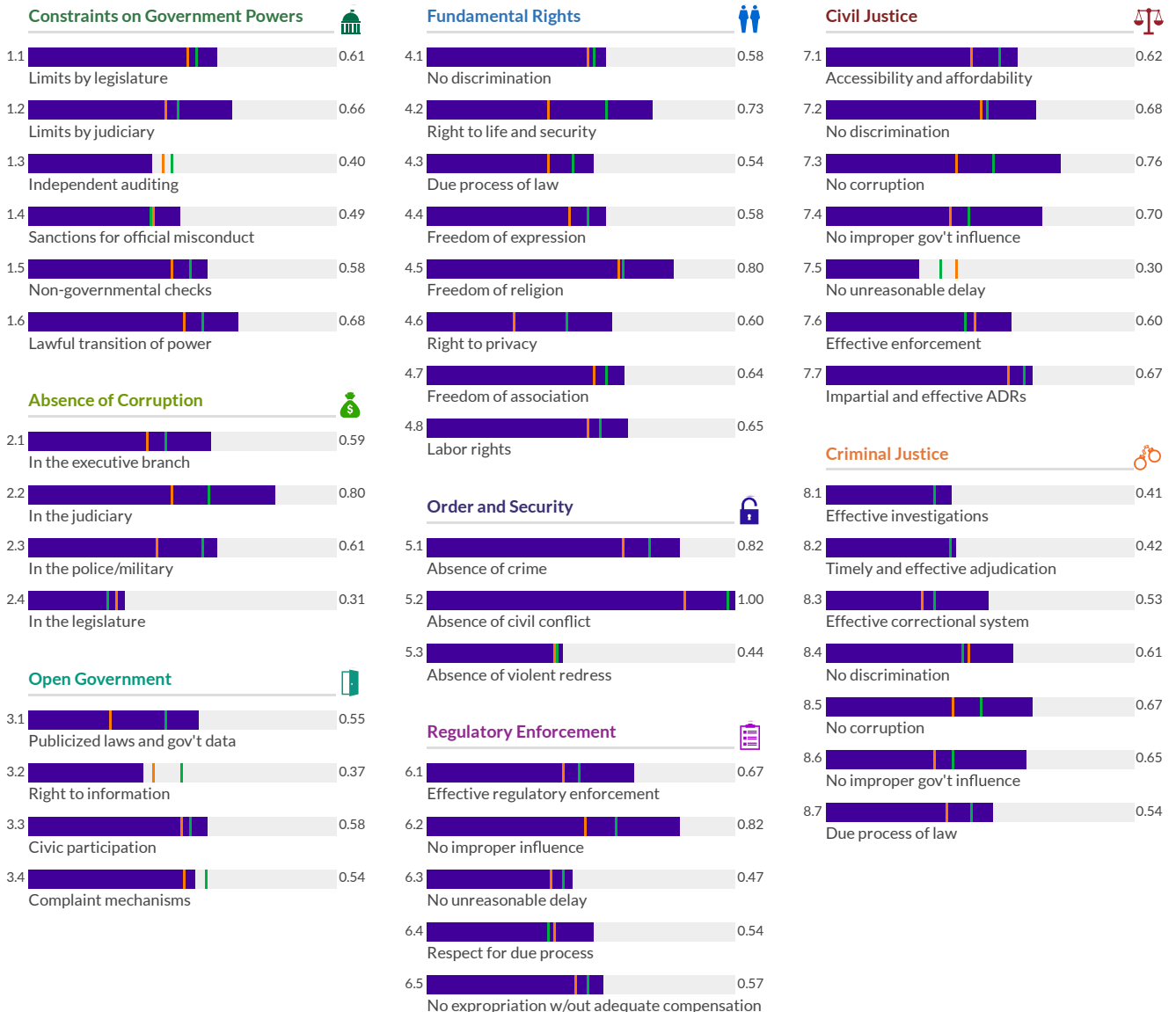
	Factor Score	Score Change	Regional Rank	Income Rank	Global Rank
Constraints on Government Powers	0.57	-0.01	8/34	11/41	56/142
Absence of Corruption	0.58	0.00	2/34	7/41	48/142
Open Government	0.51	-0.02	5/34	21/41	68/142
Fundamental Rights	0.64	0.00	2/34	8/41	45/142
Order and Security	0.75	0.00	2/34	15/41	61/142
Regulatory Enforcement	0.62	-0.01	1/34	2/41	38/142
Civil Justice	0.62	-0.01	2/34	4/41	37/142
Criminal Justice	0.55	0.00	4/34	8/41	47/142



\* Indicates statistically significant change at the 10 percent level

Low Medium High

Mauritius Sub-Saharan Africa Upper-Middle



# Mexico

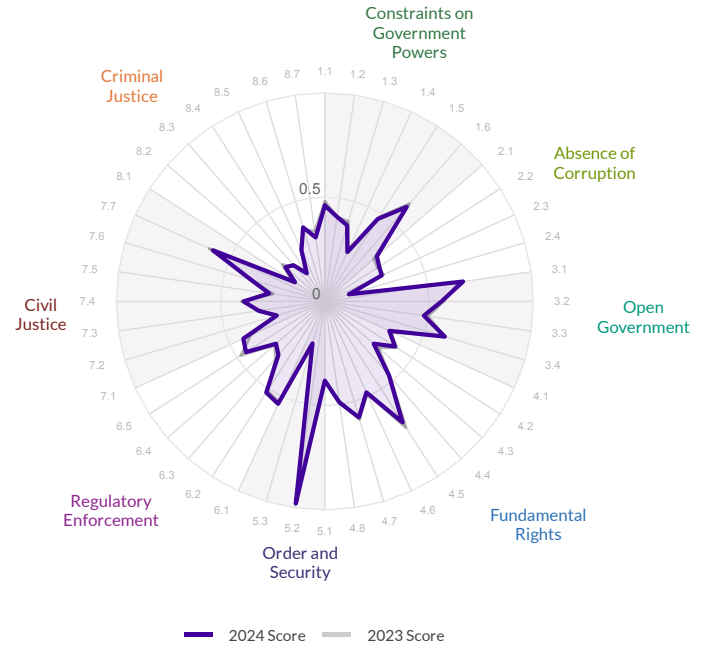
Region: Latin America and Caribbean  
Income Group: Upper-Middle

The scores range from 0 to 1, where 1 signifies the highest possible score and 0 signifies the lowest possible score.

Overall Score	Regional Rank	Income Rank	Global Rank
0.41	28/32	39/41	118/142

Score Change	Rank Change
0.00	-2 ▼

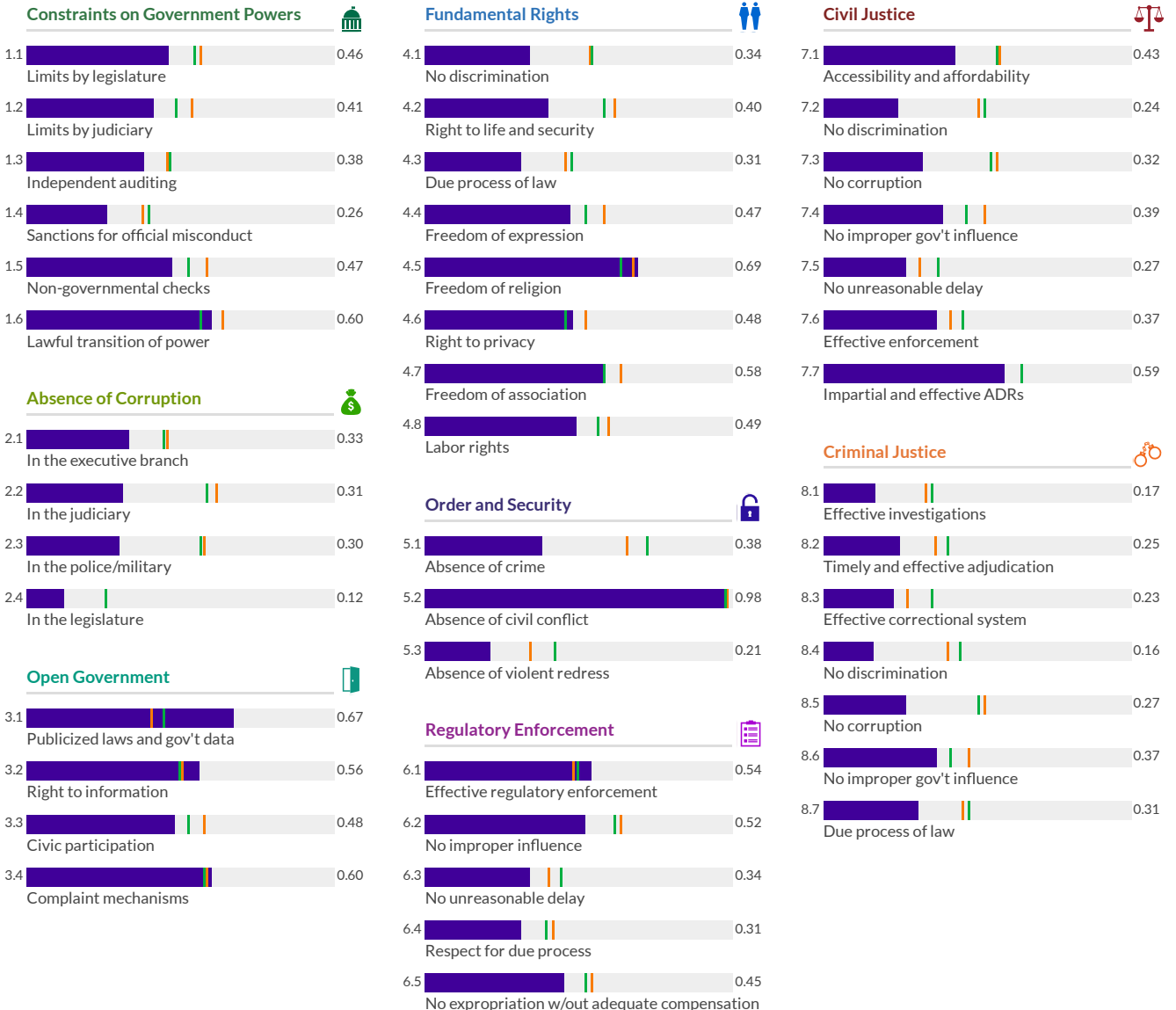
Factor	Score	Score Change	Regional Rank	Income Rank	Global Rank
Constraints on Government Powers	0.43	-0.01	26/32	32/41	105/142
Absence of Corruption	0.27	0.00	29/32	39/41	135/142
Open Government	0.57	-0.01	7/32	9/41	47/142
Fundamental Rights	0.47	-0.01	26/32	33/41	95/142
Order and Security	0.52	0.02	31/32	41/41	133/142
Regulatory Enforcement	0.43	-0.01	25/32	35/41	106/142
Civil Justice	0.37	0.00	27/32	39/41	131/142
Criminal Justice	0.25	-0.01	27/32	39/41	134/142



\* Indicates statistically significant change at the 10 percent level

Low Medium High

Mexico Latin America and Caribbean Upper-Middle



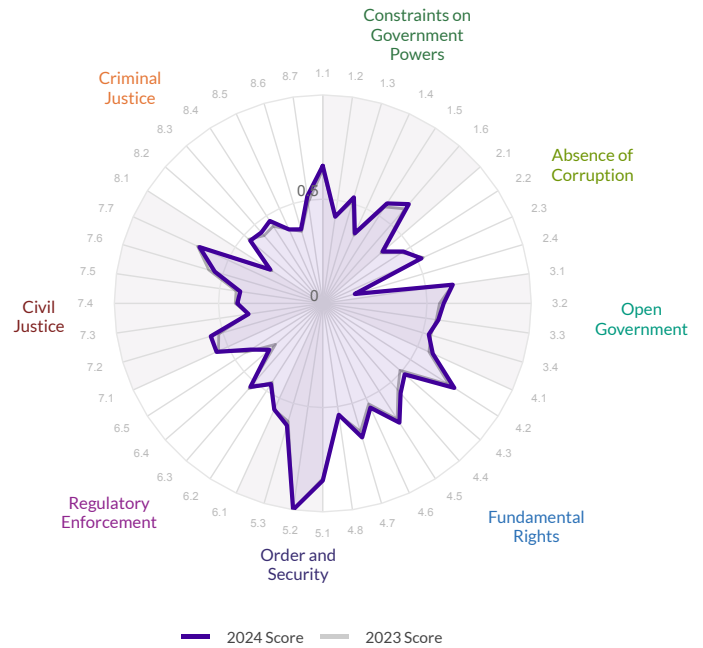
# Moldova

Region: Eastern Europe and Central Asia  
Income Group: Upper-Middle

The scores range from 0 to 1, where 1 signifies the highest possible score and 0 signifies the lowest possible score.

Overall Score	Regional Rank	Income Rank	Global Rank
<b>0.54</b>	<b>4/15</b>	<b>17/41</b>	<b>64/142</b>
Score Change	Rank Change		
<b>0.01▲</b>	<b>4▲</b>		

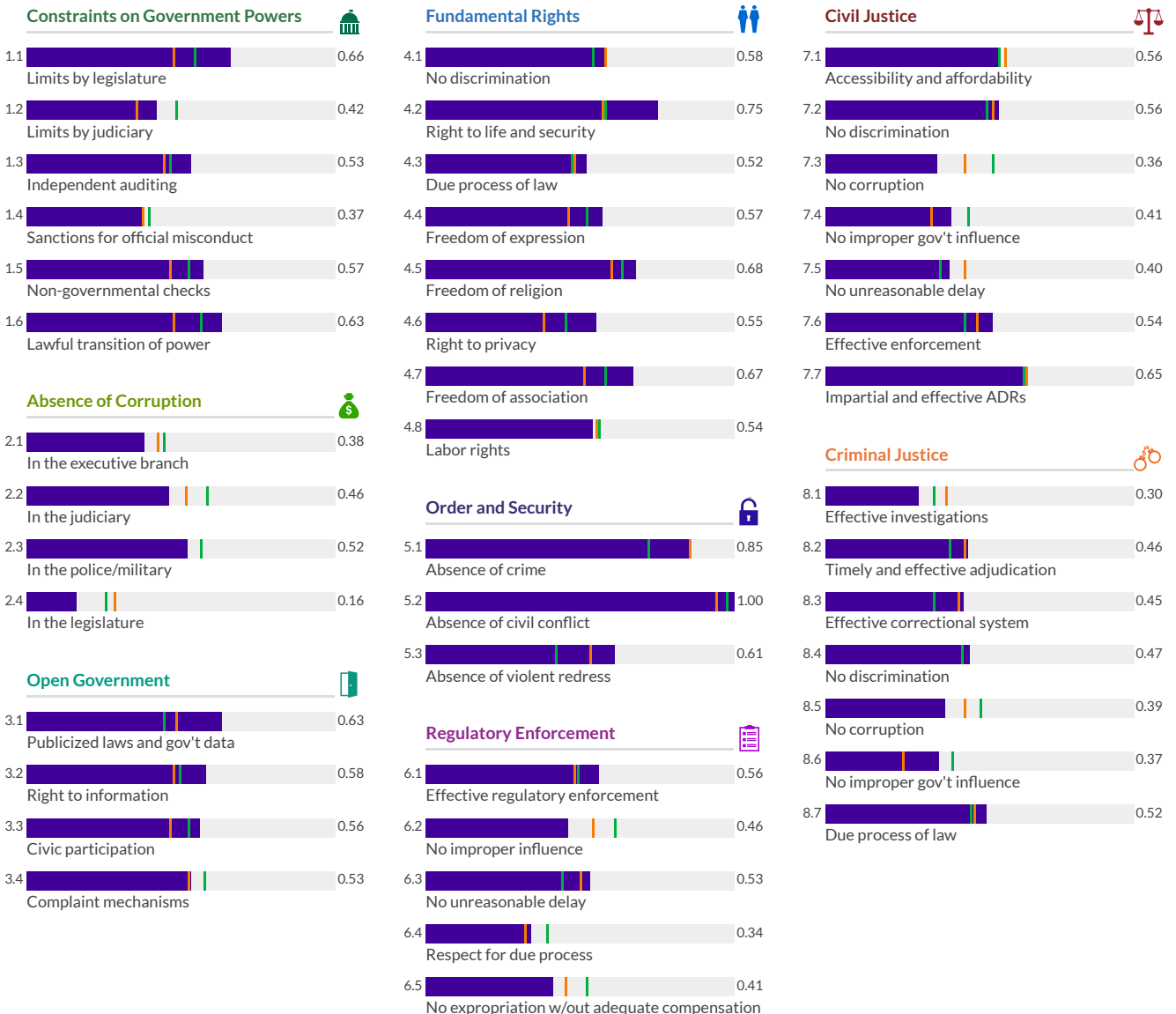
	Factor Score	Score Change	Regional Rank	Income Rank	Global Rank
Constraints on Government Powers	0.53	0.02	3/15	16/41	68/142
Absence of Corruption	0.38	0.00	12/15	32/41	103/142
Open Government	0.57	0.00	2/15	10/41	48/142
Fundamental Rights	0.61	0.02	3/15	13/41	54/142
Order and Security	0.82	0.01	3/15	2/41	36/142
Regulatory Enforcement	0.46	0.00	7/15	27/41	91/142
Civil Justice	0.50	0.00	9/15	24/41	83/142
Criminal Justice	0.42	0.01	8/15	21/41	75/142



\* Indicates statistically significant change at the 10 percent level

Low Medium High

Moldova Eastern Europe and Central Asia Upper-Middle



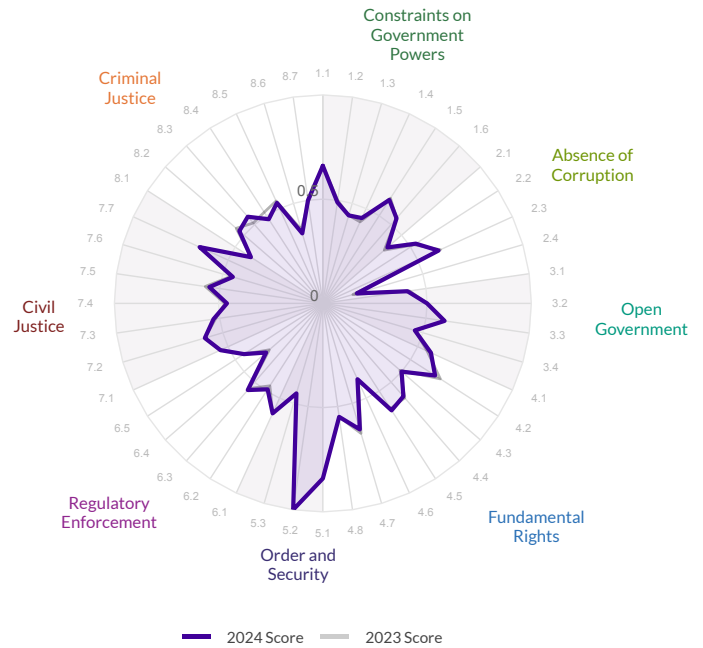
# Mongolia

Region: East Asia and Pacific  
Income Group: Lower-Middle

The scores range from 0 to 1, where 1 signifies the highest possible score and 0 signifies the lowest possible score.

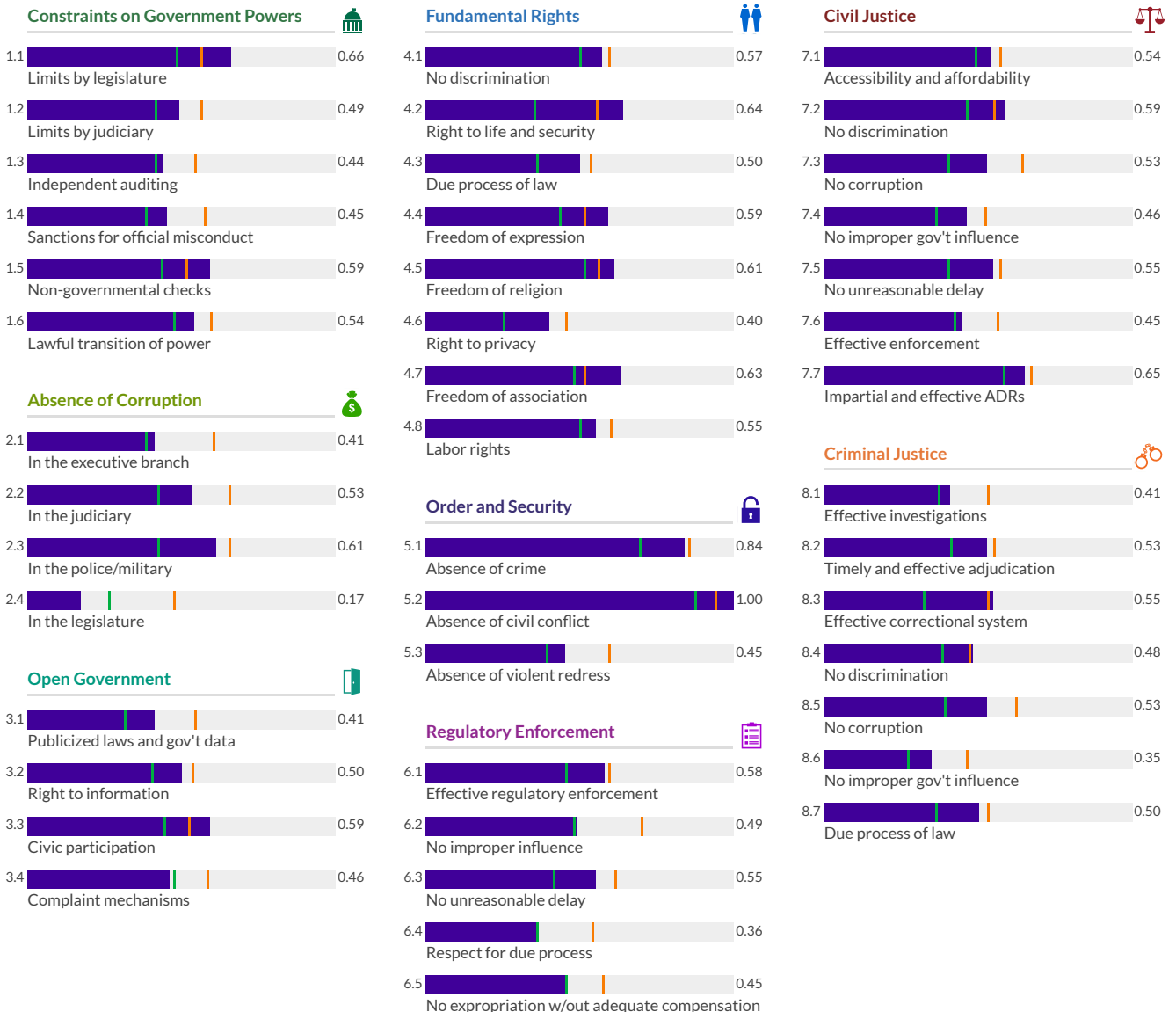
Overall Score	Regional Rank	Income Rank	Global Rank
0.53	8/15	4/38	66/142
Score Change	Rank Change		
0.00	-2 ▼		

Factor	Score	Score Change	Regional Rank	Income Rank	Global Rank
Constraints on Government Powers	0.53	0.00	9/15	5/38	69/142
Absence of Corruption	0.43	0.01	10/15	8/38	83/142
Open Government	0.49	0.00	8/15	8/38	73/142
Fundamental Rights	0.56	0.00	7/15	4/38	69/142
Order and Security	0.76	0.00	10/15	4/38	58/142
Regulatory Enforcement	0.49	0.01	10/15	10/38	75/142
Civil Justice	0.54	0.00	8/15	5/38	65/142
Criminal Justice	0.48	0.00	8/15	2/38	58/142



\* Indicates statistically significant change at the 10 percent level

— Mongolia — East Asia and Pacific — Lower-Middle



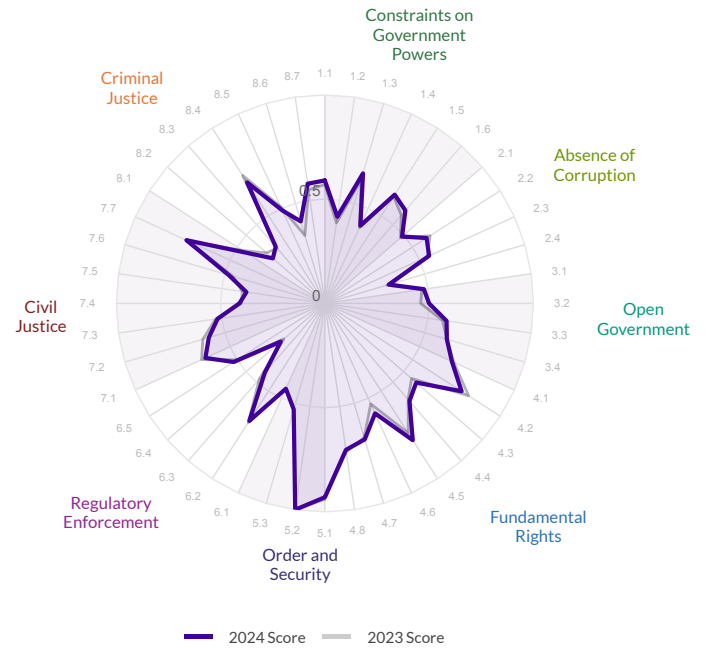
# Montenegro

Region: Eastern Europe and Central Asia  
Income Group: Upper-Middle

The scores range from 0 to 1, where 1 signifies the highest possible score and 0 signifies the lowest possible score.

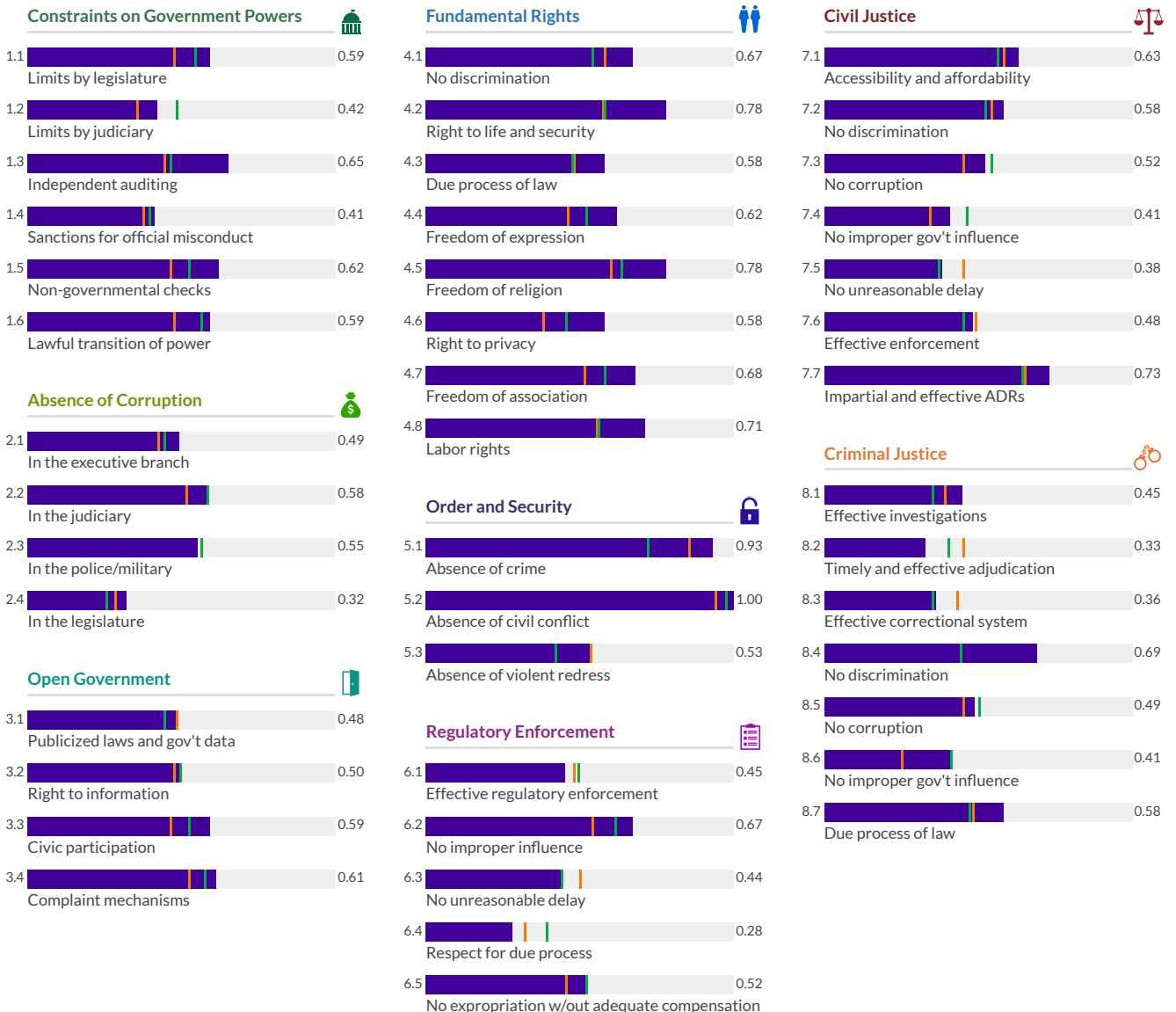
Overall Score	Regional Rank	Income Rank	Global Rank
<b>0.57</b>	<b>2/15</b>	<b>12/41</b>	<b>56/142</b>
Score Change	Rank Change		
<b>0.01▲</b>	<b>1▲</b>		

	Factor Score	Score Change	Regional Rank	Income Rank	Global Rank
Constraints on Government Powers	0.55	0.02	2/15	15/41	63/142
Absence of Corruption	0.49	0.00	4/15	15/41	62/142
Open Government	0.55	0.02	5/15	16/41	58/142
Fundamental Rights	0.67	0.01	1/15	4/41	40/142
Order and Security	0.82	-0.01	4/15	3/41	37/142
Regulatory Enforcement	0.47	0.00	5/15	23/41	83/142
Civil Justice	0.53	0.00	3/15	15/41	66/142
Criminal Justice	0.48	0.00	2/15	14/41	60/142



\* Indicates statistically significant change at the 10 percent level

Montenegro Eastern Europe and Central Asia Upper-Middle



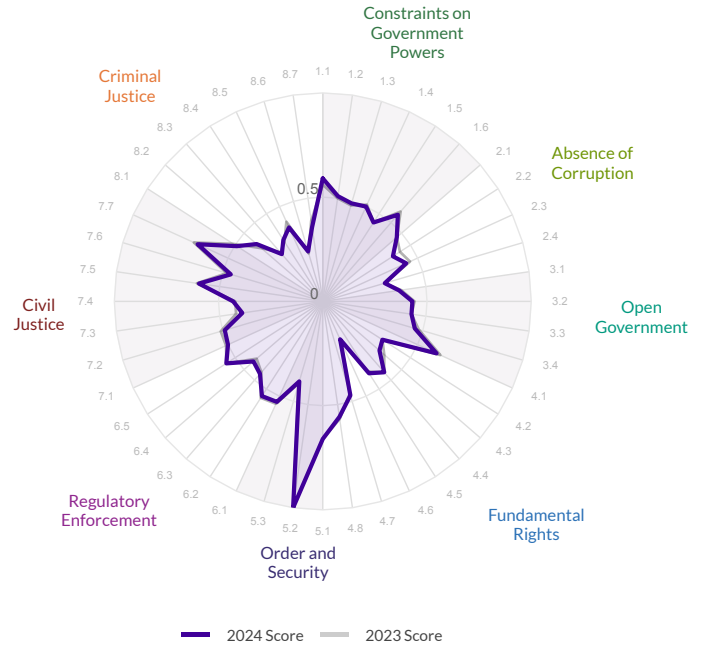
# Morocco

Region: Middle East and North Africa  
Income Group: Lower-Middle

The scores range from 0 to 1, where 1 signifies the highest possible score and 0 signifies the lowest possible score.

Overall Score	Regional Rank	Income Rank	Global Rank
<b>0.48</b>	<b>6/9</b>	<b>13/38</b>	<b>92/142</b>
Score Change	Rank Change		
<b>0.00</b>	<b>0</b>		

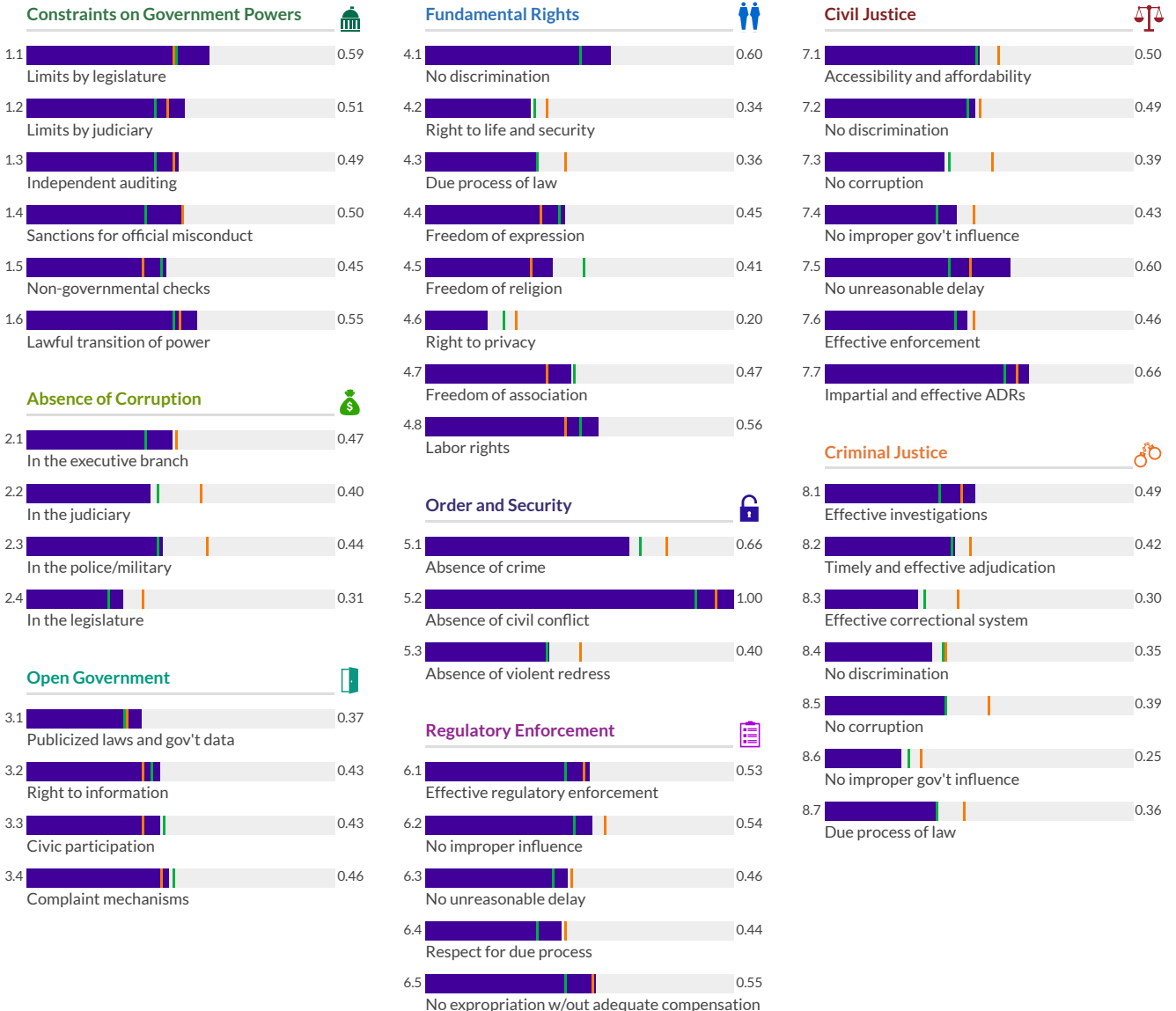
	Factor Score	Score Change	Regional Rank	Income Rank	Global Rank
Constraints on Government Powers	0.51	0.00	3/9	6/38	75/142
Absence of Corruption	0.41	-0.01	6/9	14/38	95/142
Open Government	0.42	-0.01	4/9	17/38	103/142
Fundamental Rights	0.43	0.00	7/9	23/38	115/142
Order and Security	0.69	0.00	6/9	14/38	89/142
Regulatory Enforcement	0.50	0.00	4/9	5/38	64/142
Civil Justice	0.50	-0.01	6/9	10/38	78/142
Criminal Justice	0.37	0.00	6/9	17/38	95/142



\* Indicates statistically significant change at the 10 percent level

Low Medium High

Morocco Middle East and North Africa Lower-Middle



# Mozambique

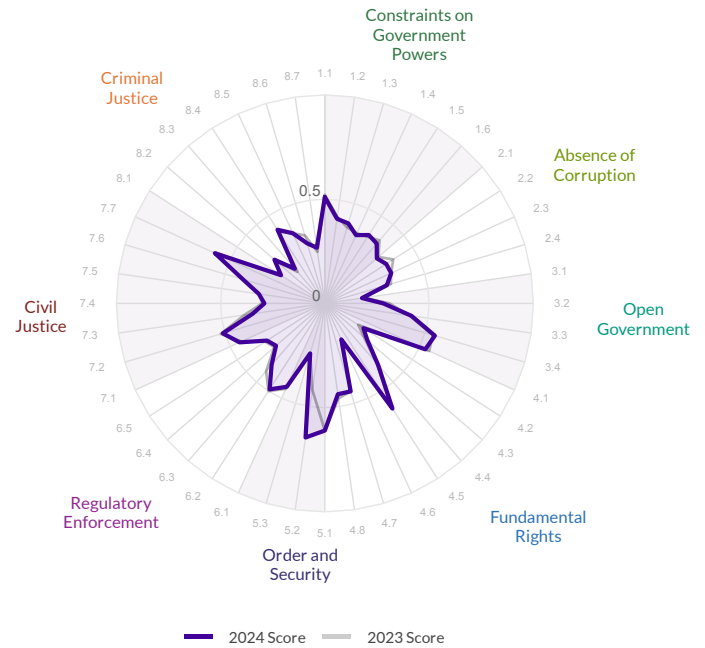
Region: Sub-Saharan Africa  
Income Group: Low

The scores range from 0 to 1, where 1 signifies the highest possible score and 0 signifies the lowest possible score.

Overall Score	Regional Rank	Income Rank	Global Rank
0.39	28/34	11/16	125/142

Score Change	Rank Change
0.00	3 ▲

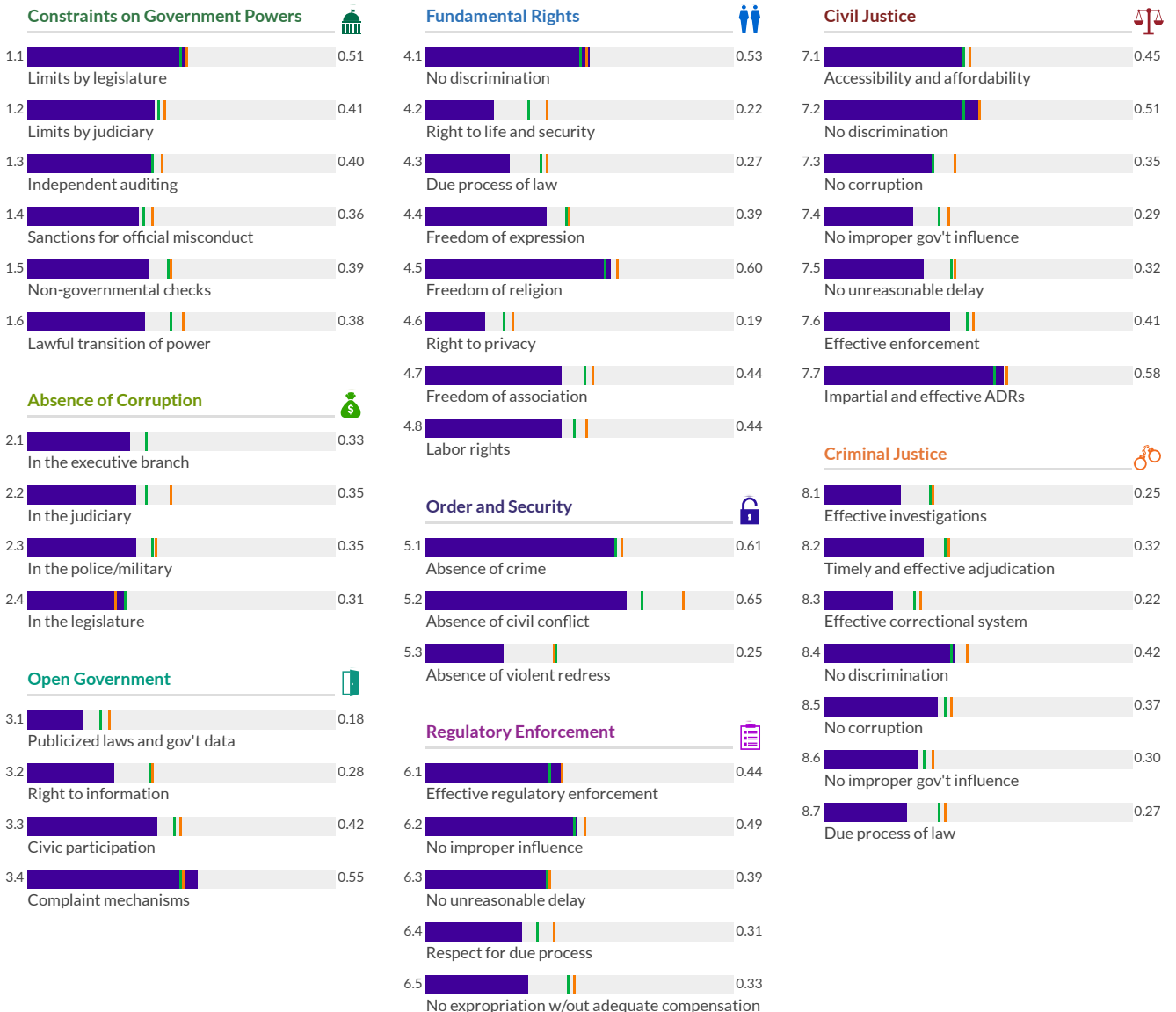
	Factor Score	Score Change	Regional Rank	Income Rank	Global Rank
Constraints on Government Powers	0.41	0.00	19/34	8/16	108/142
Absence of Corruption	0.34	-0.01	21/34	10/16	115/142
Open Government	0.36	-0.01	24/34	10/16	122/142
Fundamental Rights	0.39	0.00	27/34	12/16	122/142
Order and Security	0.50	0.08	29/34	12/16	134/142
Regulatory Enforcement	0.39	-0.01	25/34	9/16	123/142
Civil Justice	0.42	0.00	25/34	9/16	116/142
Criminal Justice	0.31	0.00	28/34	13/16	120/142



\* Indicates statistically significant change at the 10 percent level

■ Low    ■ Medium    ■ High

— Mozambique    — Sub-Saharan Africa    — Low





# Myanmar

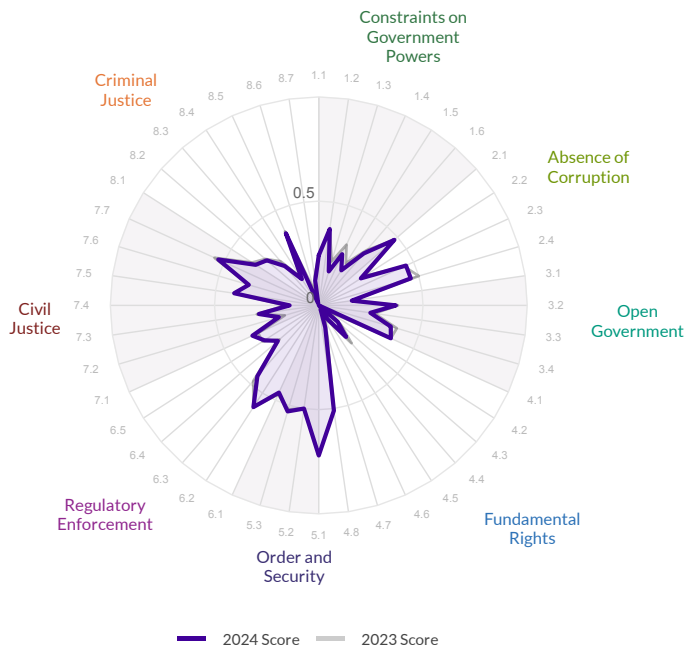
Region: East Asia and Pacific  
Income Group: Lower-Middle

The scores range from 0 to 1, where 1 signifies the highest possible score and 0 signifies the lowest possible score.

Overall Score	Regional Rank	Income Rank	Global Rank
0.34	14/15	36/38	138/142

Score Change	Rank Change
-0.01 ▼	-3 ▼

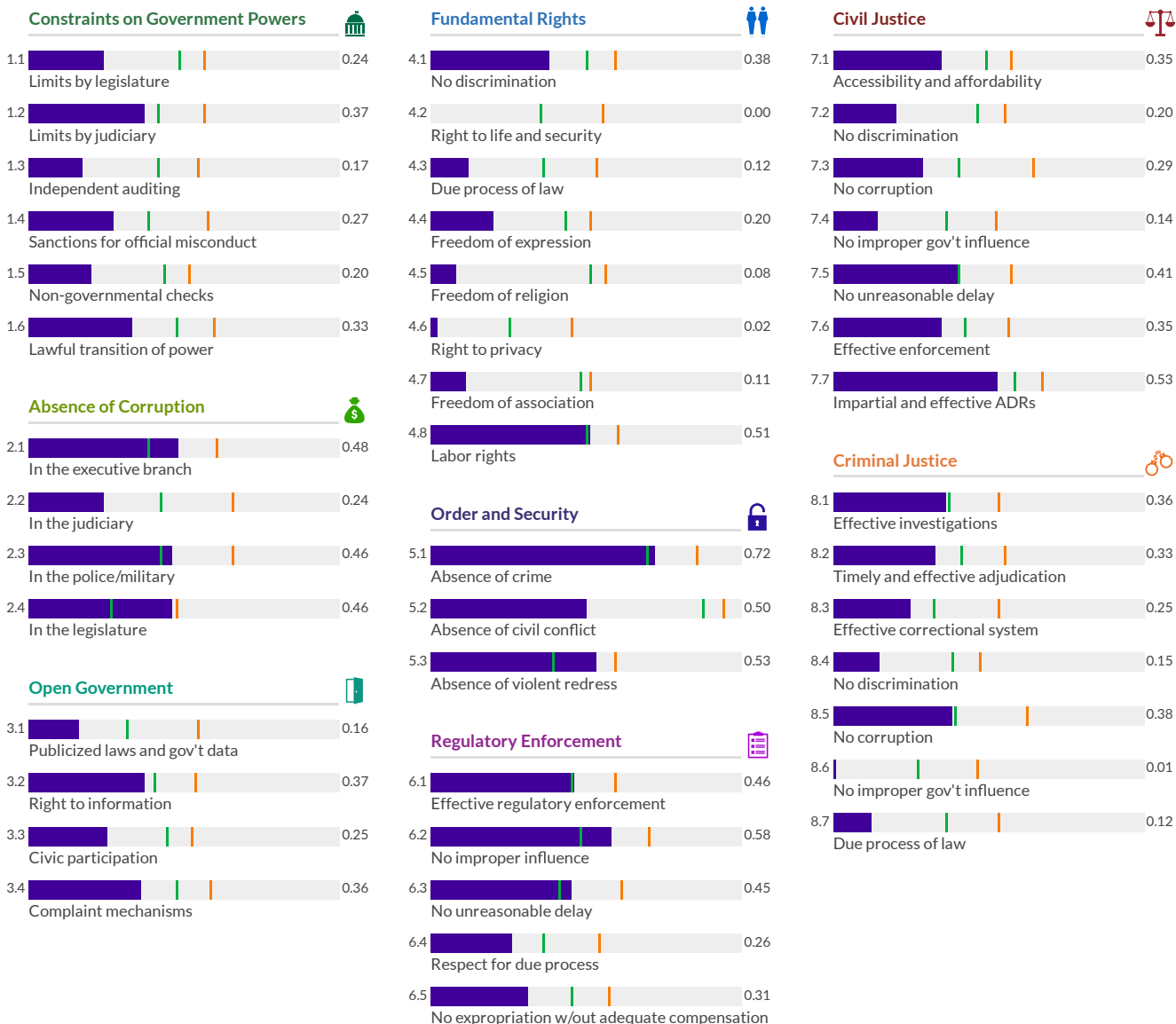
Factor	Score	Score Change	Regional Rank	Income Rank	Global Rank
Constraints on Government Powers	0.26	-0.03	14/15	35/38	137/142
Absence of Corruption	0.41	-0.01	14/15	12/38	92/142
Open Government	0.28	-0.02	14/15	34/38	137/142
Fundamental Rights	0.18	-0.03	15/15	38/38	142/142
Order and Security	0.58	0.00	15/15	33/38	125/142
Regulatory Enforcement	0.41	-0.01	14/15	24/38	118/142
Civil Justice	0.32	0.00	14/15	35/38	137/142
Criminal Justice	0.23	-0.02	15/15	37/38	139/142



\* Indicates statistically significant change at the 10 percent level

Low Medium High

Myanmar East Asia and Pacific Lower-Middle



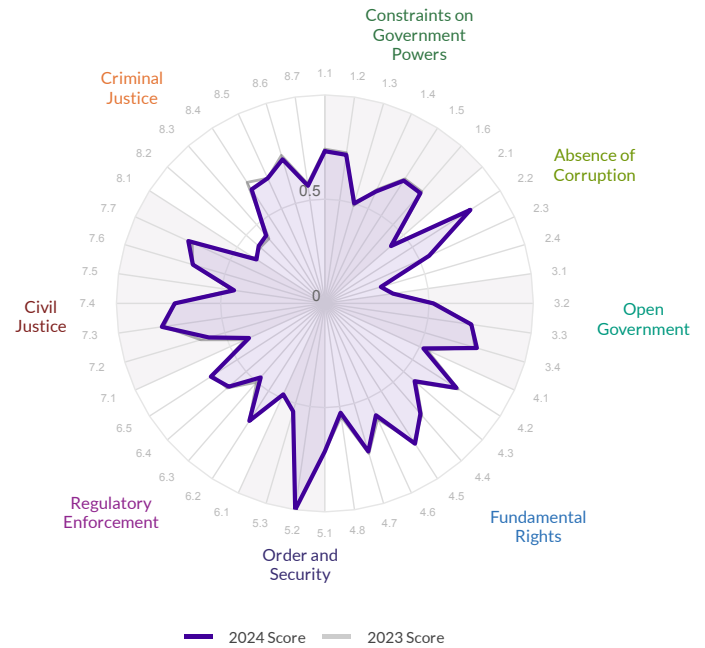
# Namibia

Region: Sub-Saharan Africa  
Income Group: Upper-Middle

The scores range from 0 to 1, where 1 signifies the highest possible score and 0 signifies the lowest possible score.

Overall Score	Regional Rank	Income Rank	Global Rank
<b>0.61</b>	<b>2/34</b>	<b>4/41</b>	<b>44/142</b>
Score Change	Rank Change		
<b>0.00</b>	<b>0</b>		

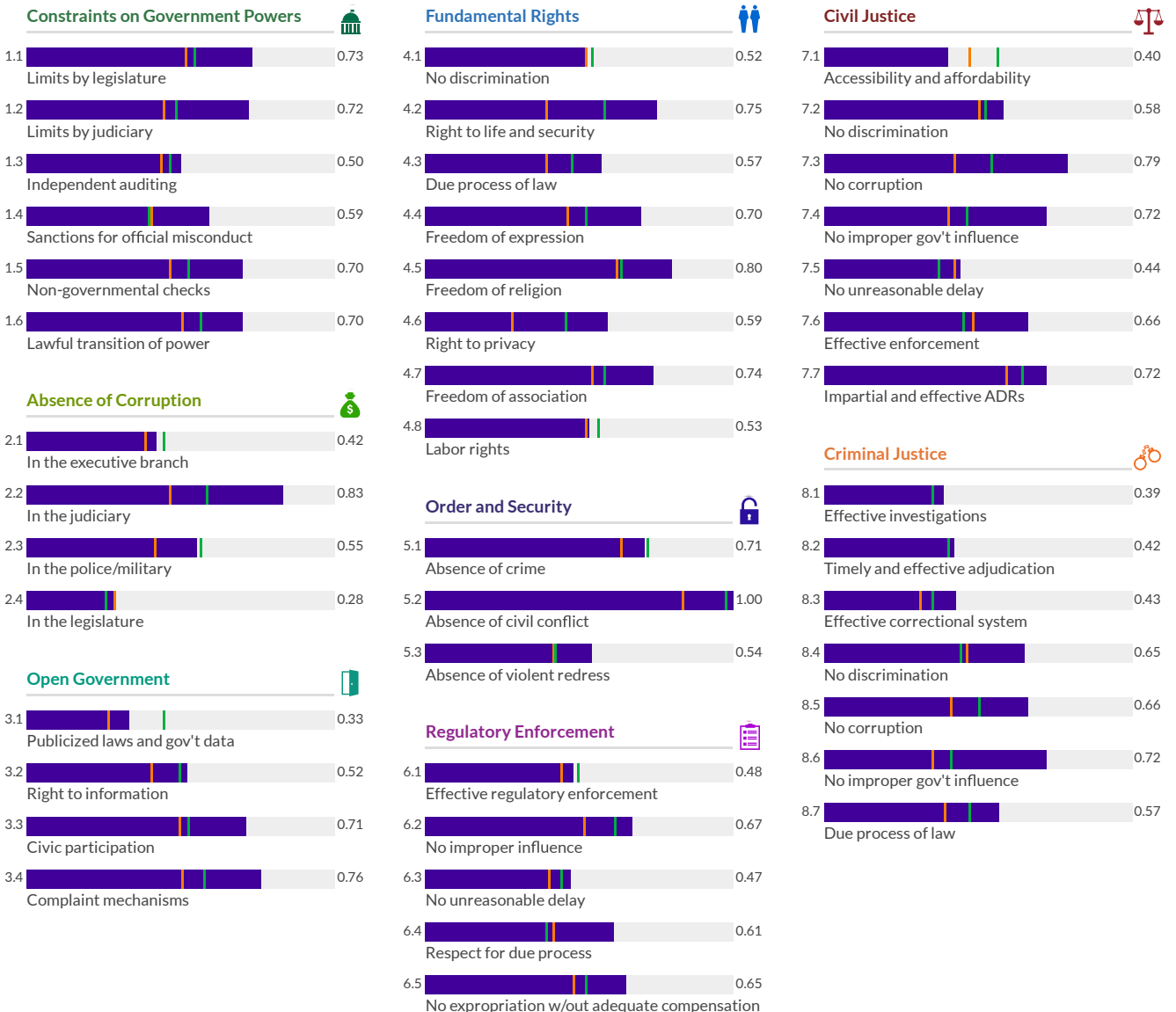
	Factor Score	Score Change	Regional Rank	Income Rank	Global Rank
Constraints on Government Powers	0.65	-0.01	2/34	2/41	33/142
Absence of Corruption	0.52	0.00	5/34	12/41	58/142
Open Government	0.58	0.00	2/34	8/41	46/142
Fundamental Rights	0.65	-0.01	1/34	6/41	43/142
Order and Security	0.75	0.00	3/34	16/41	62/142
Regulatory Enforcement	0.58	0.00	4/34	5/41	45/142
Civil Justice	0.61	-0.01	3/34	6/41	41/142
Criminal Justice	0.55	-0.01	3/34	7/41	46/142



\* Indicates statistically significant change at the 10 percent level

Low Medium High

Namibia Sub-Saharan Africa Upper-Middle

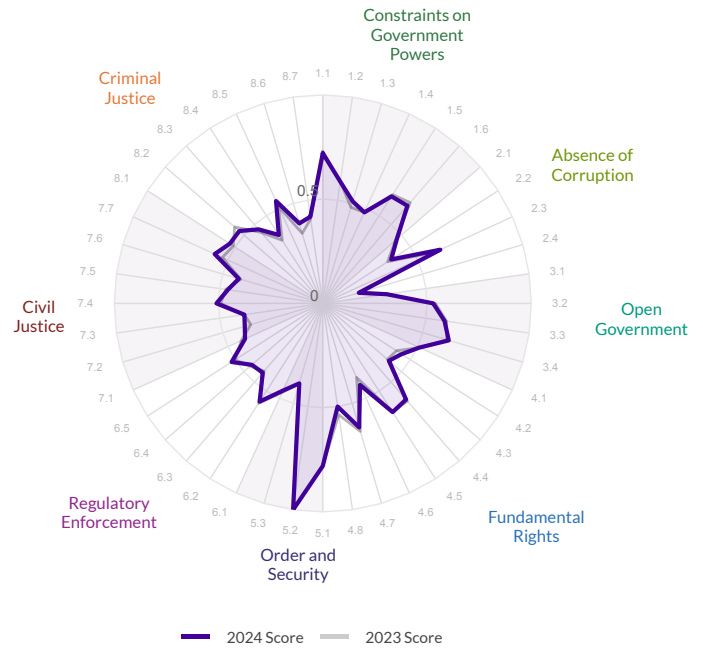


# Nepal

The scores range from 0 to 1, where 1 signifies the highest possible score and 0 signifies the lowest possible score.

Overall Score	Regional Rank	Income Rank	Global Rank
<b>0.52</b>	<b>1/6</b>	<b>5/38</b>	<b>69/142</b>
Score Change	Rank Change		
<b>0.00</b>	<b>2▲</b>		

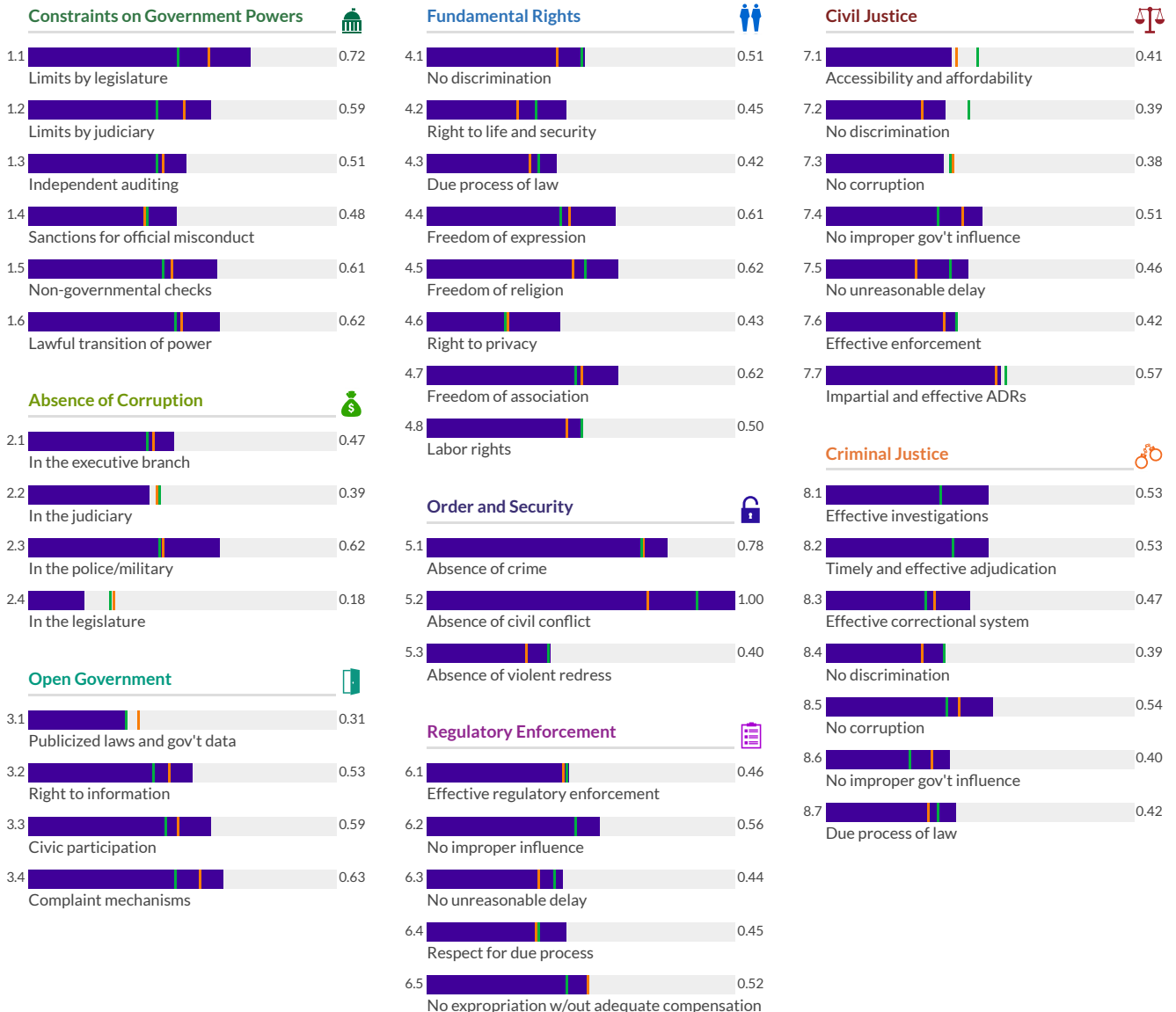
	Factor Score	Score Change	Regional Rank	Income Rank	Global Rank
<b>Constraints on Government Powers</b>	0.59	0.00	1/6	2/38	48/142
<b>Absence of Corruption</b>	0.41	0.01	2/6	11/38	91/142
<b>Open Government</b>	0.51	0.00	3/6	4/38	66/142
<b>Fundamental Rights</b>	0.52	0.00	1/6	6/38	78/142
<b>Order and Security</b>	0.73	0.00	1/6	7/38	68/142
<b>Regulatory Enforcement</b>	0.49	0.00	2/6	9/38	74/142
<b>Civil Justice</b>	0.45	0.01	1/6	19/38	102/142
<b>Criminal Justice</b>	0.47	0.02	1/6	4/38	64/142



\* Indicates statistically significant change at the 10 percent level

Low Medium High

Nepal South Asia Lower-Middle



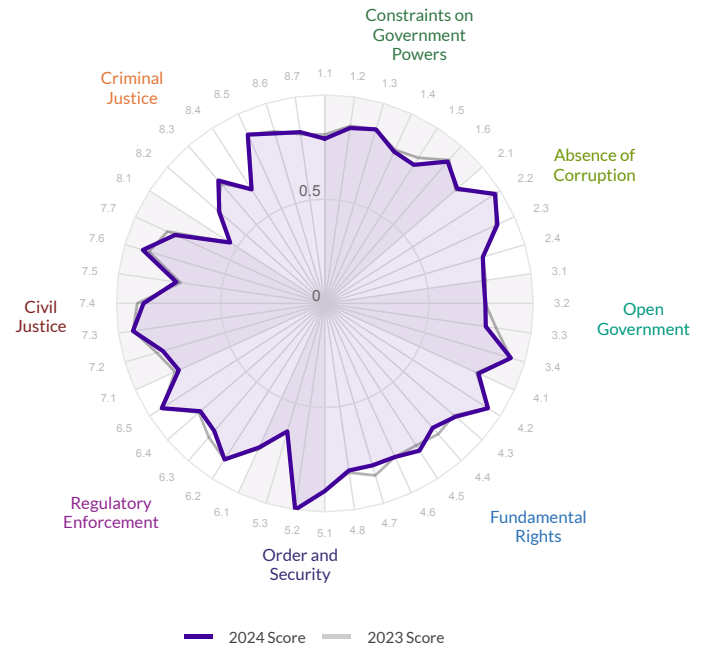
# Netherlands

Region: EU, EFTA, and North America  
Income Group: High

The scores range from 0 to 1, where 1 signifies the highest possible score and 0 signifies the lowest possible score.

Overall Score	Regional Rank	Income Rank	Global Rank
<b>0.83</b>	<b>7/31</b>	<b>8/47</b>	<b>8/142</b>
Score Change	Rank Change		
<b>-0.01</b>	<b>-1</b>		

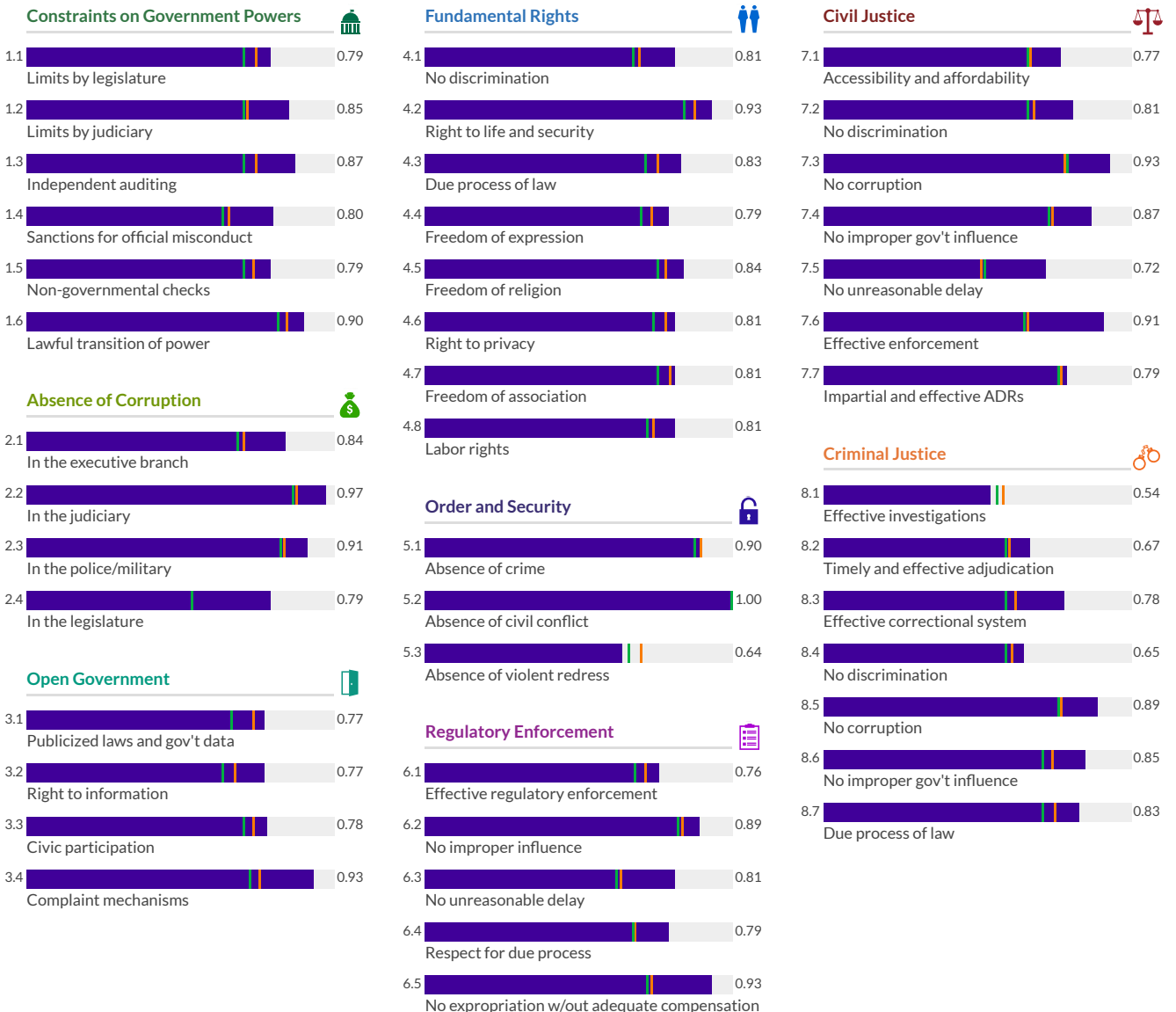
Factor	Score	Score Change	Regional Rank	Income Rank	Global Rank
Constraints on Government Powers	0.83	-0.02	7/31	8/47	8/142
Absence of Corruption	0.88	0.00	5/31	7/47	7/142
Open Government	0.81	-0.01	5/31	6/47	6/142
Fundamental Rights	0.83	-0.01	9/31	10/47	10/142
Order and Security	0.85	0.00	19/31	26/47	28/142
Regulatory Enforcement	0.84	-0.01	7/31	9/47	9/142
Civil Justice	0.83	-0.01	4/31	4/47	4/142
Criminal Justice	0.75	0.00	8/31	10/47	10/142



\* Indicates statistically significant change at the 10 percent level

Low Medium High

Netherlands EU, EFTA, and North America High



# New Zealand

Region: East Asia and Pacific  
Income Group: High

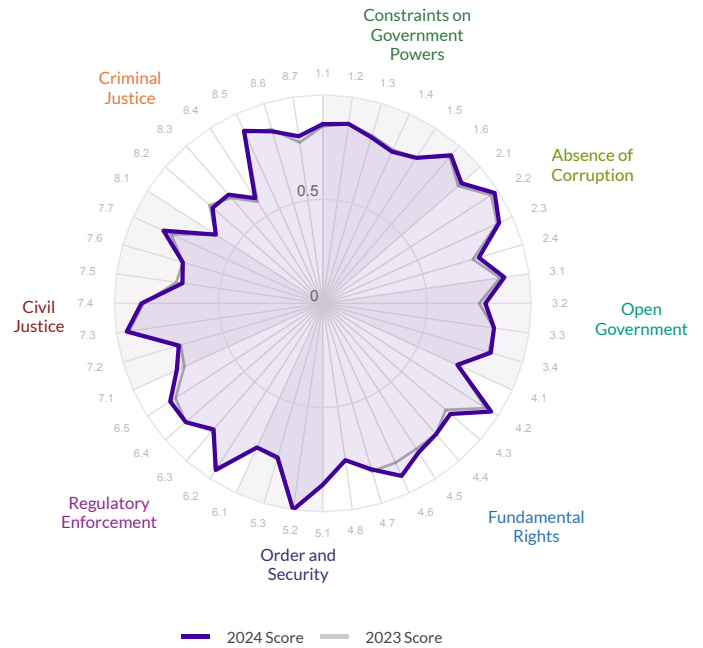
The scores range from 0 to 1, where 1 signifies the highest possible score and 0 signifies the lowest possible score.

Overall Score	Regional Rank	Income Rank	Global Rank
<b>0.83</b>	<b>1/15</b>	<b>6/47</b>	<b>6/142</b>
Score Change	Rank Change		
<b>0.01▲</b>	<b>2▲</b>		

	Factor Score	Score Change	Regional Rank	Income Rank	Global Rank
Constraints on Government Powers	0.86	0.00	1/15	5/47	5/142
Absence of Corruption	0.89	0.02*	2/15	6/47	6/142
Open Government	0.83	0.01	1/15	5/47	5/142
Fundamental Rights	0.83	0.02	1/15	9/47	9/142
Order and Security	0.88	0.00	4/15	22/47	23/142
Regulatory Enforcement	0.85	0.00	2/15	6/47	6/142
Civil Justice	0.79	0.01	2/15	9/47	9/142
Criminal Justice	0.74	0.00	3/15	11/47	11/142

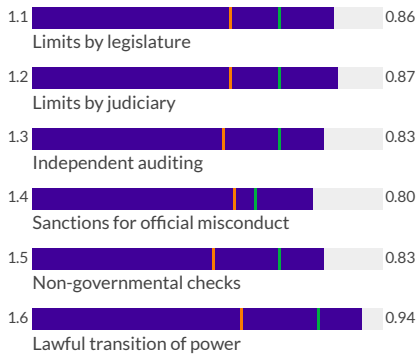
\* Indicates statistically significant change at the 10 percent level

Low Medium High

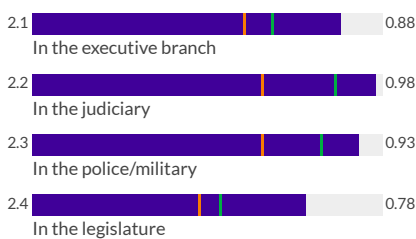


— New Zealand — East Asia and Pacific — High

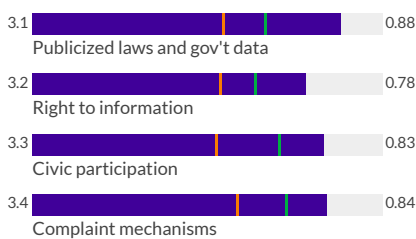
## Constraints on Government Powers



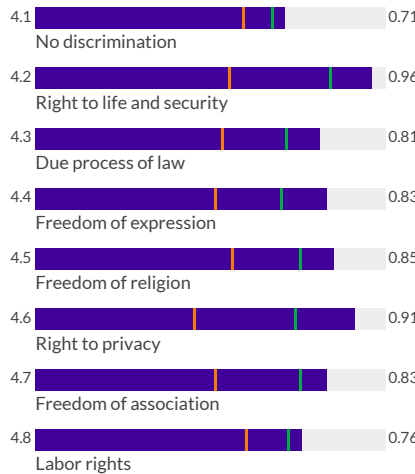
## Absence of Corruption



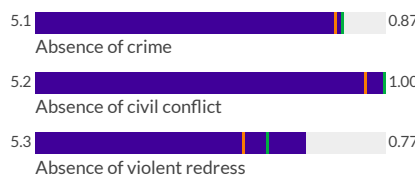
## Open Government



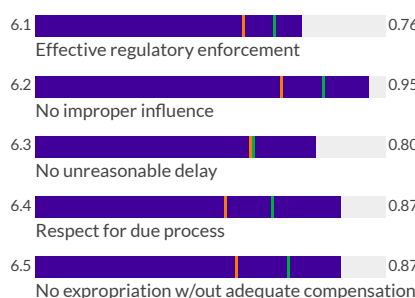
## Fundamental Rights



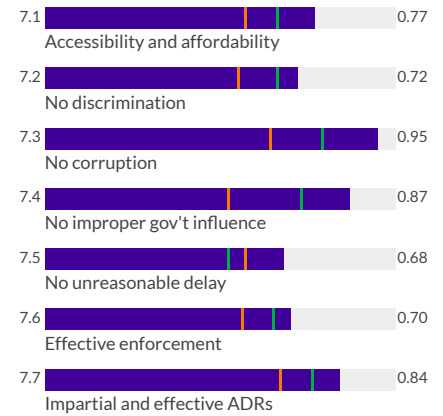
## Order and Security



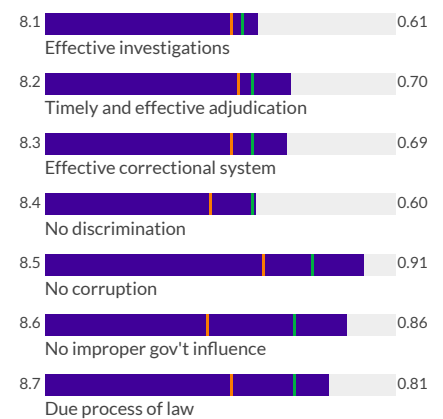
## Regulatory Enforcement



## Civil Justice



## Criminal Justice



# Nicaragua

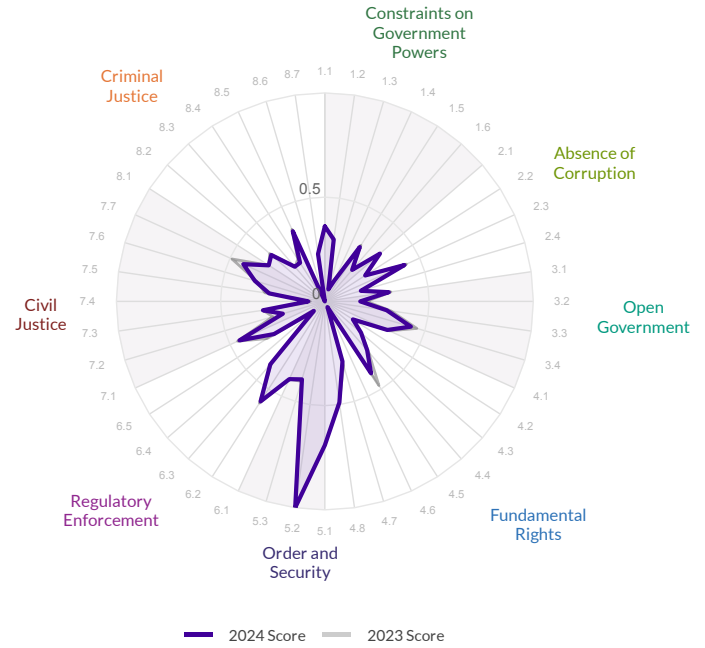
Region: Latin America and Caribbean  
Income Group: Lower-Middle

The scores range from 0 to 1, where 1 signifies the highest possible score and 0 signifies the lowest possible score.

Overall Score	Regional Rank	Income Rank	Global Rank
0.34	30/32	35/38	137/142

Score Change	Rank Change
-0.01 ▾	0

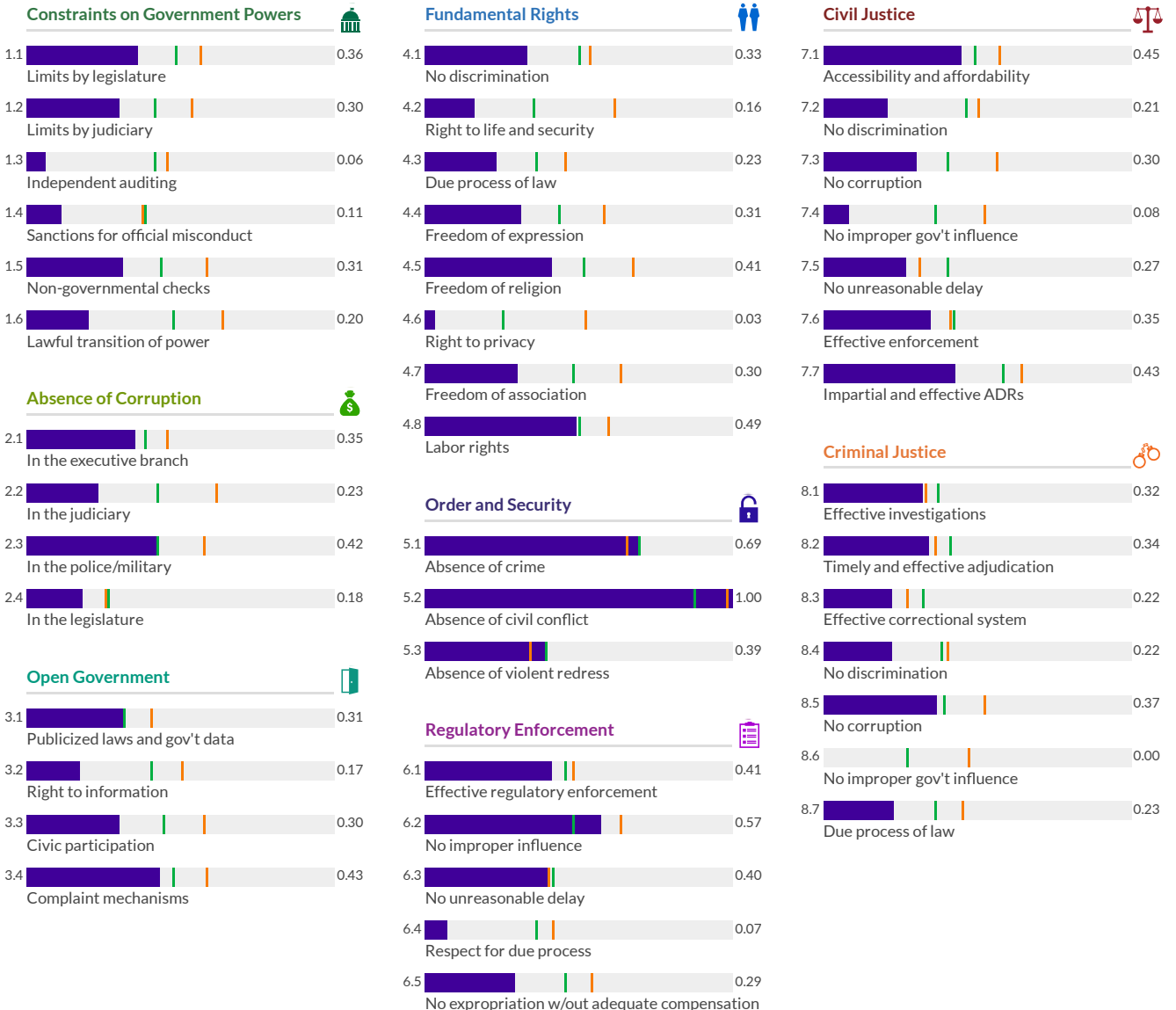
	Factor Score	Score Change	Regional Rank	Income Rank	Global Rank
Constraints on Government Powers	0.22	0.00	31/32	38/38	141/142
Absence of Corruption	0.30	0.00	28/32	31/38	129/142
Open Government	0.30	-0.02	31/32	33/38	135/142
Fundamental Rights	0.28	-0.01	32/32	35/38	136/142
Order and Security	0.69	0.00	13/32	13/38	85/142
Regulatory Enforcement	0.35	-0.01	30/32	35/38	136/142
Civil Justice	0.30	-0.02	31/32	37/38	140/142
Criminal Justice	0.24	0.00	29/32	35/38	137/142



\* Indicates statistically significant change at the 10 percent level

Low Medium High

Nicaragua Latin America and Caribbean Lower-Middle



# Niger

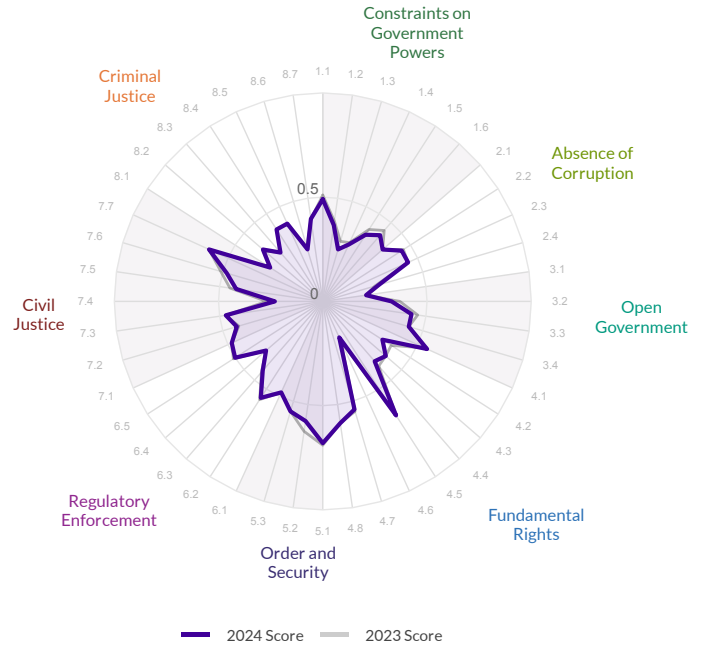
Region: Sub-Saharan Africa  
Income Group: Low

The scores range from 0 to 1, where 1 signifies the highest possible score and 0 signifies the lowest possible score.

Overall Score	Regional Rank	Income Rank	Global Rank
0.43	20/34	9/16	114/142

Score Change	Rank Change
-0.01 ▾	-5 ▾

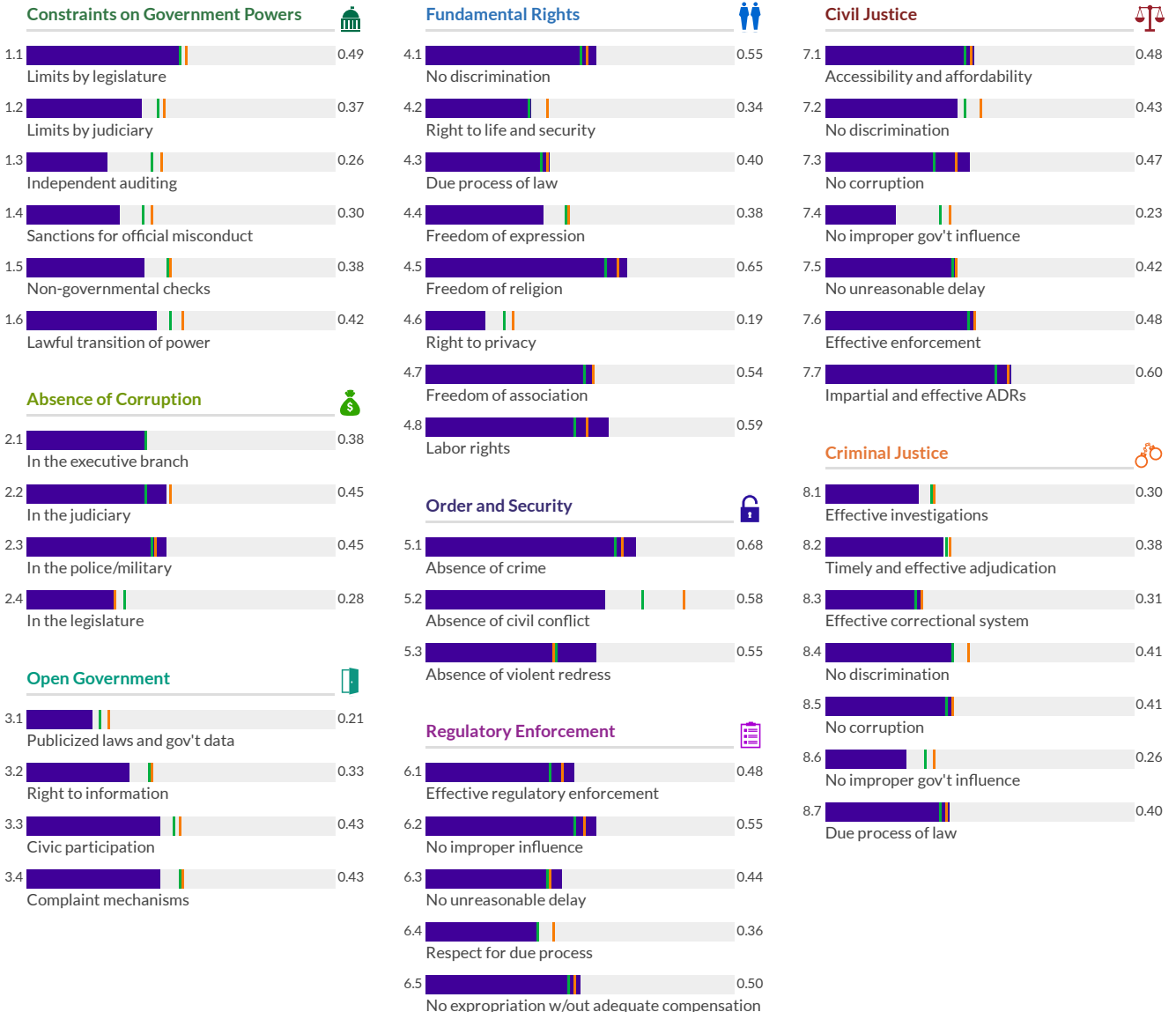
	Factor Score	Score Change	Regional Rank	Income Rank	Global Rank
Constraints on Government Powers	0.37	-0.03	27/34	12/16	118/142
Absence of Corruption	0.39	0.00	15/34	7/16	101/142
Open Government	0.35	-0.02	26/34	11/16	124/142
Fundamental Rights	0.45	-0.01	18/34	9/16	105/142
Order and Security	0.60	-0.02	24/34	8/16	121/142
Regulatory Enforcement	0.46	-0.01	13/34	5/16	88/142
Civil Justice	0.44	-0.01	16/34	5/16	104/142
Criminal Justice	0.35	0.00	21/34	7/16	103/142



\* Indicates statistically significant change at the 10 percent level

Low Medium High

Niger Sub-Saharan Africa Low



# Nigeria

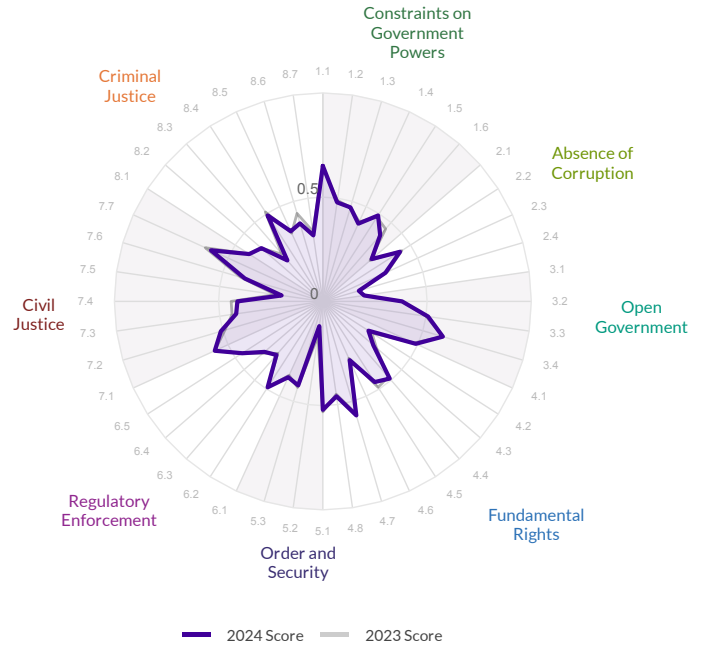
Region: Sub-Saharan Africa  
Income Group: Lower-Middle

The scores range from 0 to 1, where 1 signifies the highest possible score and 0 signifies the lowest possible score.

Overall Score	Regional Rank	Income Rank	Global Rank
0.40	23/34	25/38	120/142

Score Change	Rank Change
-0.01 ▾	0

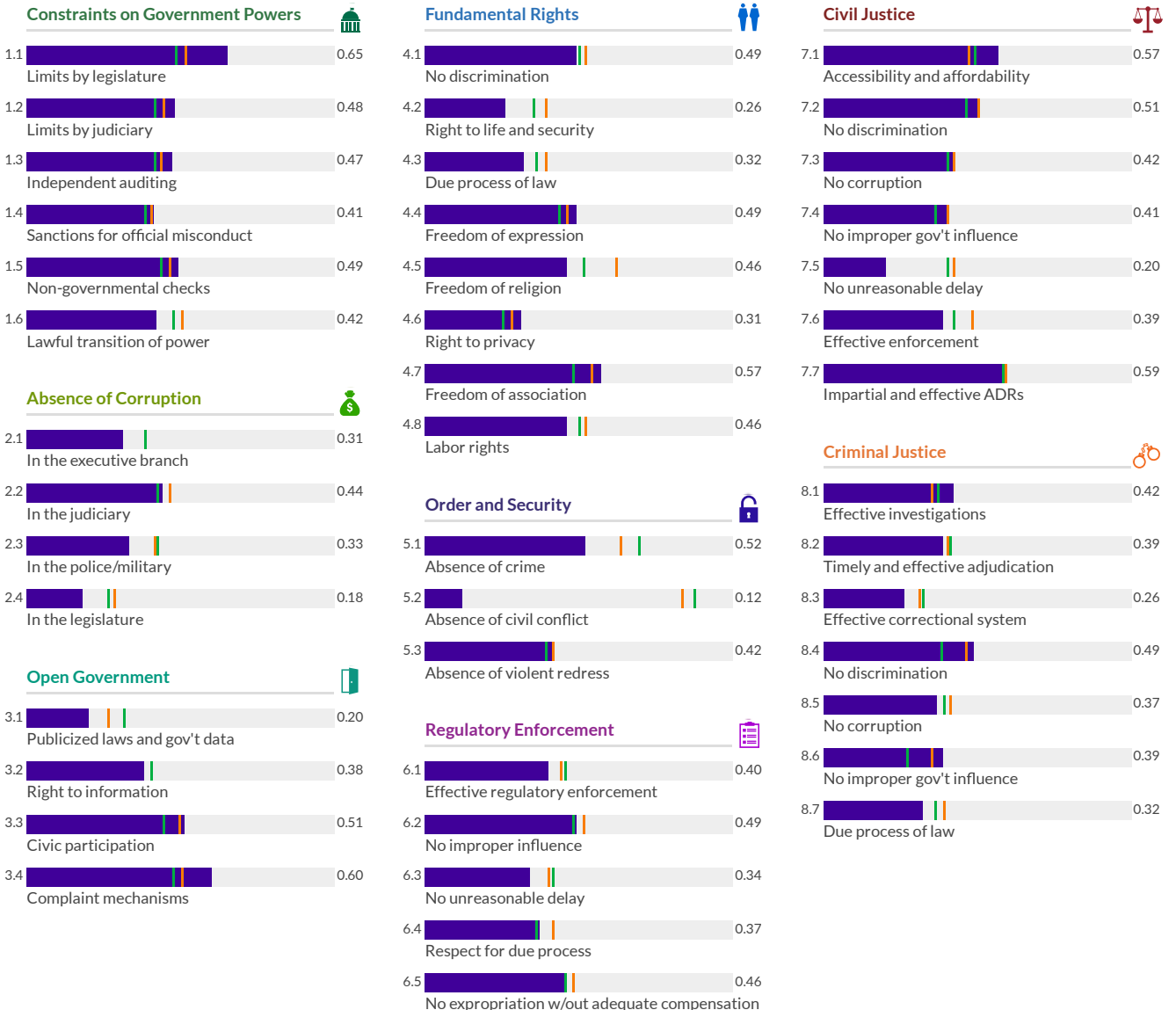
	Factor Score	Score Change	Regional Rank	Income Rank	Global Rank
Constraints on Government Powers	0.49	-0.01	14/34	11/38	88/142
Absence of Corruption	0.32	0.00	22/34	27/38	121/142
Open Government	0.42	0.00	14/34	16/38	102/142
Fundamental Rights	0.42	0.00	23/34	24/38	116/142
Order and Security	0.36	-0.02	34/34	38/38	142/142
Regulatory Enforcement	0.41	0.00	22/34	25/38	119/142
Civil Justice	0.44	-0.02	18/34	22/38	106/142
Criminal Justice	0.38	-0.02	14/34	15/38	91/142



\* Indicates statistically significant change at the 10 percent level

Low Medium High

Nigeria Sub-Saharan Africa Lower-Middle





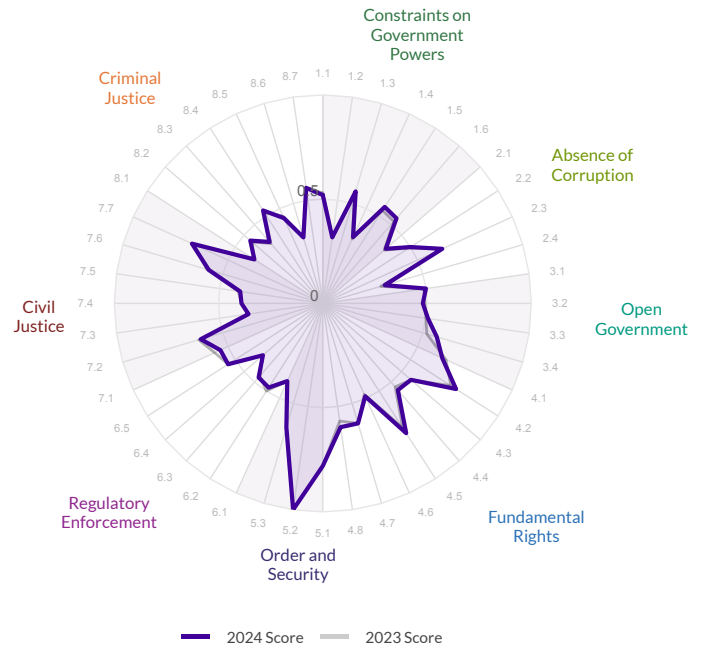
# North Macedonia

Region: Eastern Europe and Central Asia  
Income Group: Upper-Middle

The scores range from 0 to 1, where 1 signifies the highest possible score and 0 signifies the lowest possible score.

Overall Score	Regional Rank	Income Rank	Global Rank
<b>0.53</b>	<b>6/15</b>	<b>19/41</b>	<b>67/142</b>
Score Change	Rank Change		
<b>0.01▲</b>	<b>0</b>		

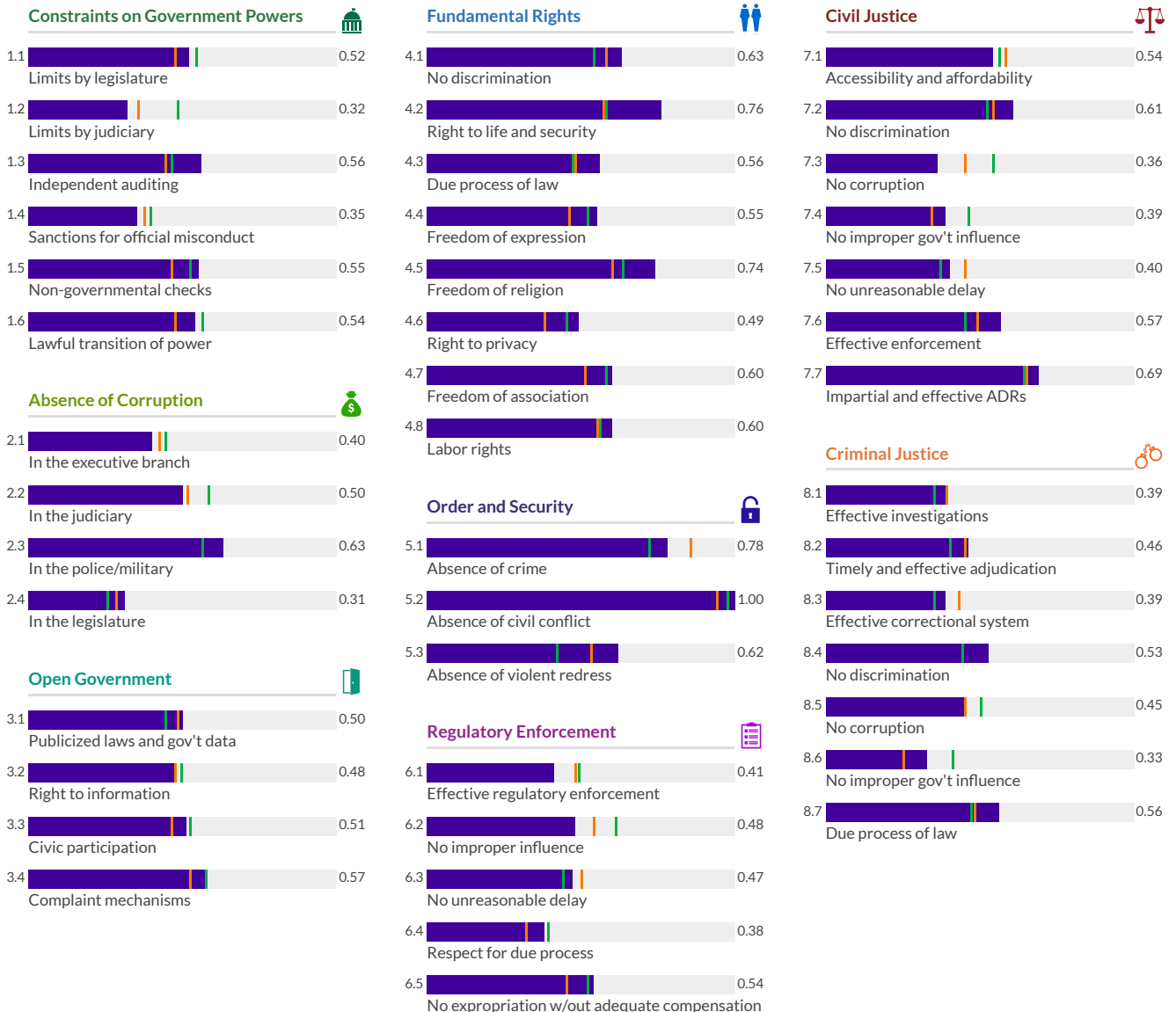
	Factor Score	Score Change	Regional Rank	Income Rank	Global Rank
Constraints on Government Powers	0.47	0.01	5/15	28/41	94/142
Absence of Corruption	0.46	0.01	7/15	19/41	71/142
Open Government	0.52	0.01	6/15	20/41	65/142
Fundamental Rights	0.62	0.01	2/15	12/41	53/142
Order and Security	0.80	0.00	6/15	6/41	42/142
Regulatory Enforcement	0.45	0.00	8/15	29/41	96/142
Civil Justice	0.51	-0.01	7/15	20/41	76/142
Criminal Justice	0.44	0.00	7/15	20/41	73/142



\* Indicates statistically significant change at the 10 percent level

Low Medium High

North Macedonia Eastern Europe and Central Asia Upper-Middle



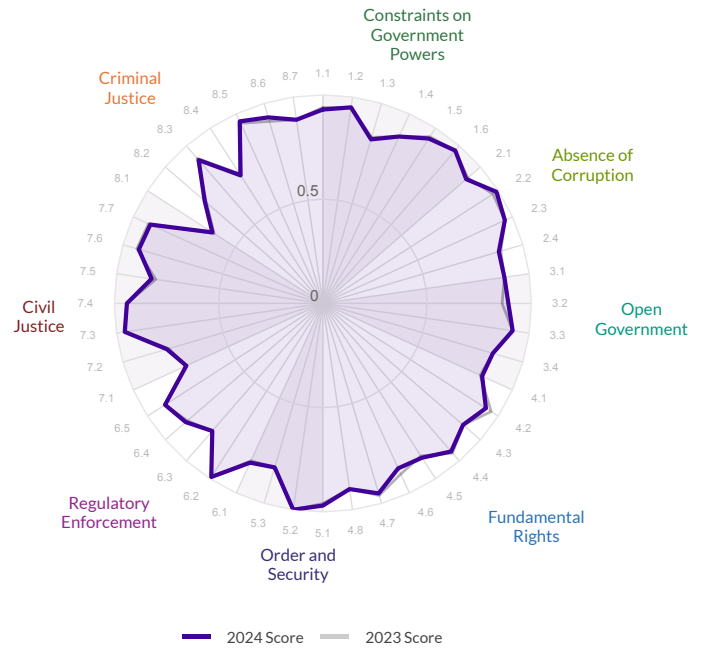
# Norway

Region: EU, EFTA, and North America  
Income Group: High

The scores range from 0 to 1, where 1 signifies the highest possible score and 0 signifies the lowest possible score.

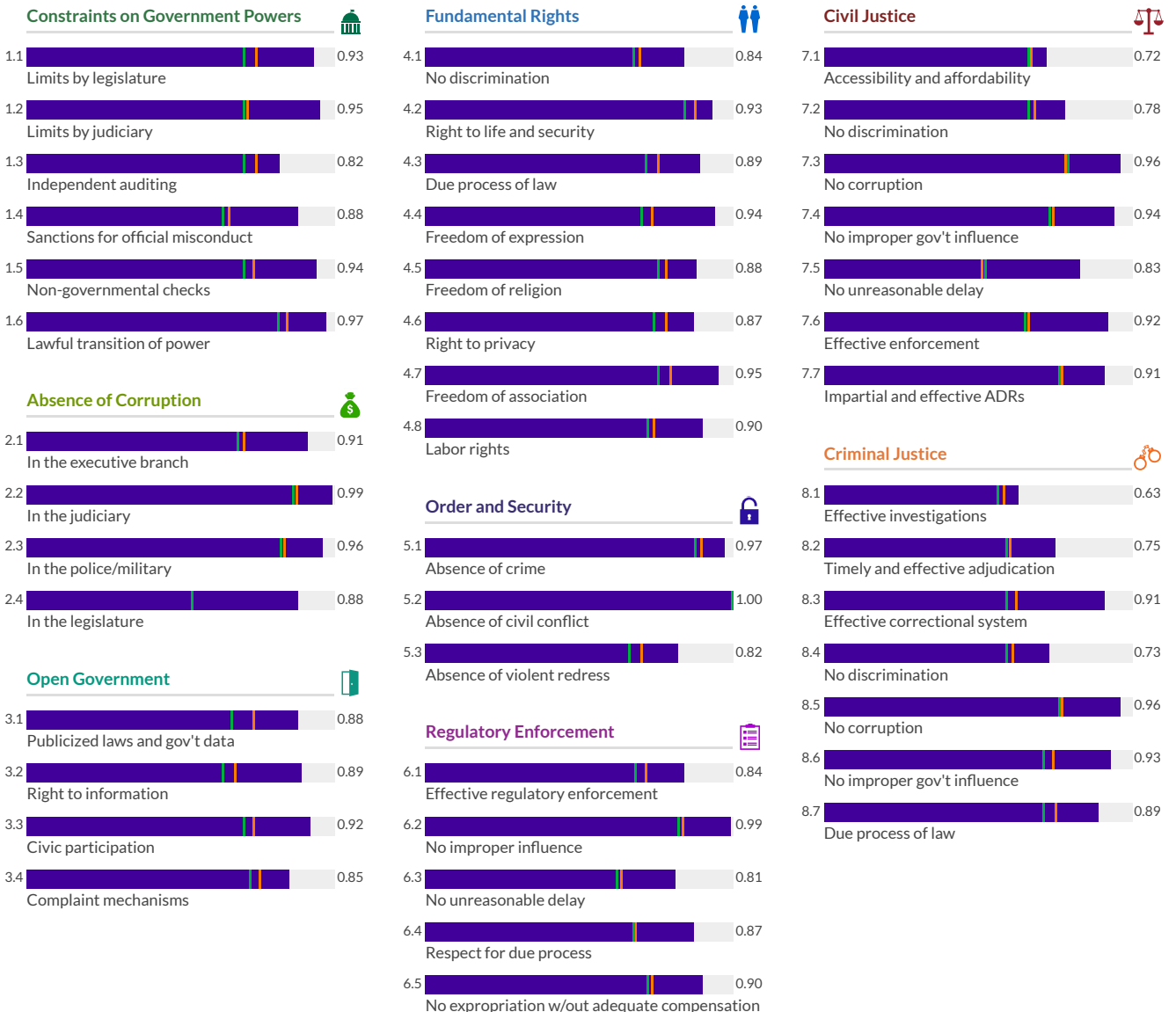
Overall Score	Regional Rank	Income Rank	Global Rank
<b>0.89</b>	<b>2/31</b>	<b>2/47</b>	<b>2/142</b>
Score Change	Rank Change		
<b>0.00</b>	<b>0</b>		

	Factor Score	Score Change	Regional Rank	Income Rank	Global Rank
Constraints on Government Powers	0.92	0.00	3/31	3/47	3/142
Absence of Corruption	0.94	0.00	2/31	2/47	2/142
Open Government	0.88	0.01	1/31	1/47	1/142
Fundamental Rights	0.90	-0.01	2/31	2/47	2/142
Order and Security	0.93	0.00	4/31	5/47	5/142
Regulatory Enforcement	0.88	0.00	2/31	2/47	2/142
Civil Justice	0.87	0.00	2/31	2/47	2/142
Criminal Justice	0.83	0.00	3/31	3/47	3/142



\* Indicates statistically significant change at the 10 percent level

— Norway — EU, EFTA, and North America — High



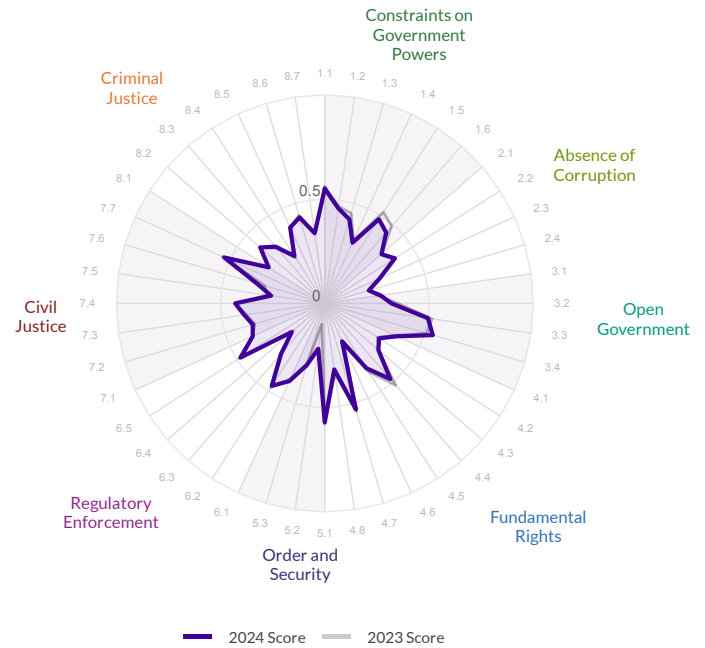
# Pakistan

The scores range from 0 to 1, where 1 signifies the highest possible score and 0 signifies the lowest possible score.

Overall Score	Regional Rank	Income Rank	Global Rank
0.38	5/6	30/38	129/142

Score Change	Rank Change
0.00	1 ▲

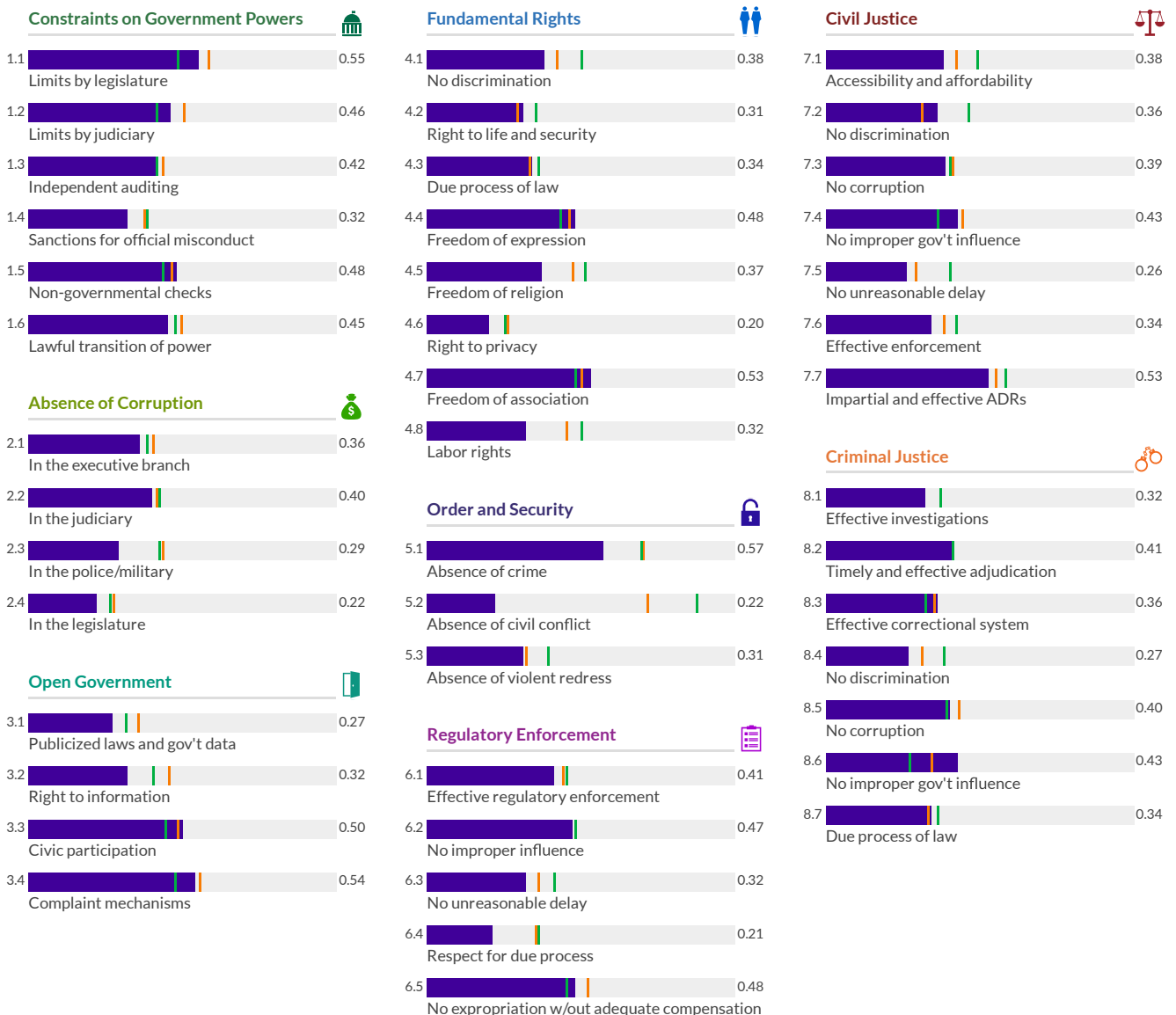
Factor	Score	Score Change	Regional Rank	Income Rank	Global Rank
Constraints on Government Powers	0.45	-0.02*	4/6	20/38	103/142
Absence of Corruption	0.32	0.00	5/6	26/38	120/142
Open Government	0.41	0.00	4/6	18/38	106/142
Fundamental Rights	0.37	-0.01	4/6	30/38	125/142
Order and Security	0.37	0.04	6/6	37/38	140/142
Regulatory Enforcement	0.38	0.00	5/6	30/38	127/142
Civil Justice	0.39	0.00	4/6	30/38	128/142
Criminal Justice	0.36	0.00	4/6	19/38	98/142



\* Indicates statistically significant change at the 10 percent level

Low Medium High

— Pakistan — South Asia — Lower-Middle



# Panama

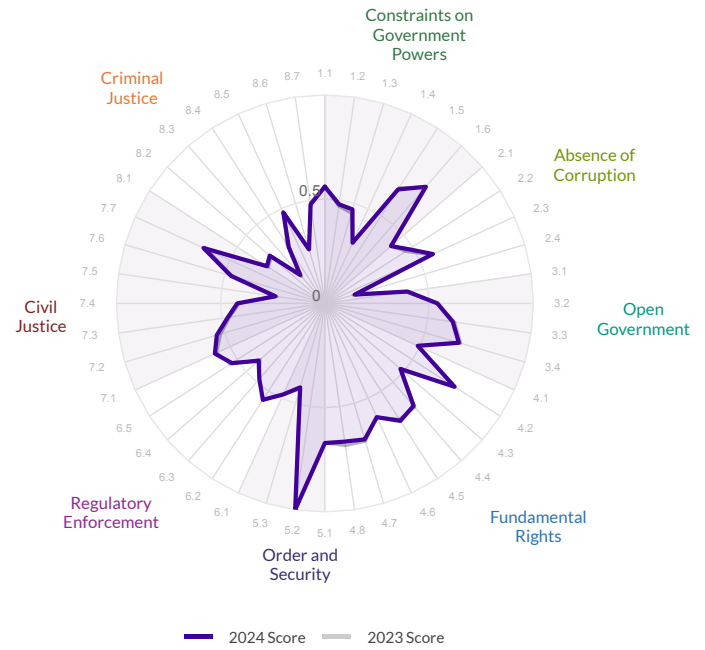
Region: Latin America and Caribbean  
Income Group: High

The scores range from 0 to 1, where 1 signifies the highest possible score and 0 signifies the lowest possible score.

Overall Score	Regional Rank	Income Rank	Global Rank
0.52	14/32	44/47	72/142

Score Change	Rank Change
0.00	2▲

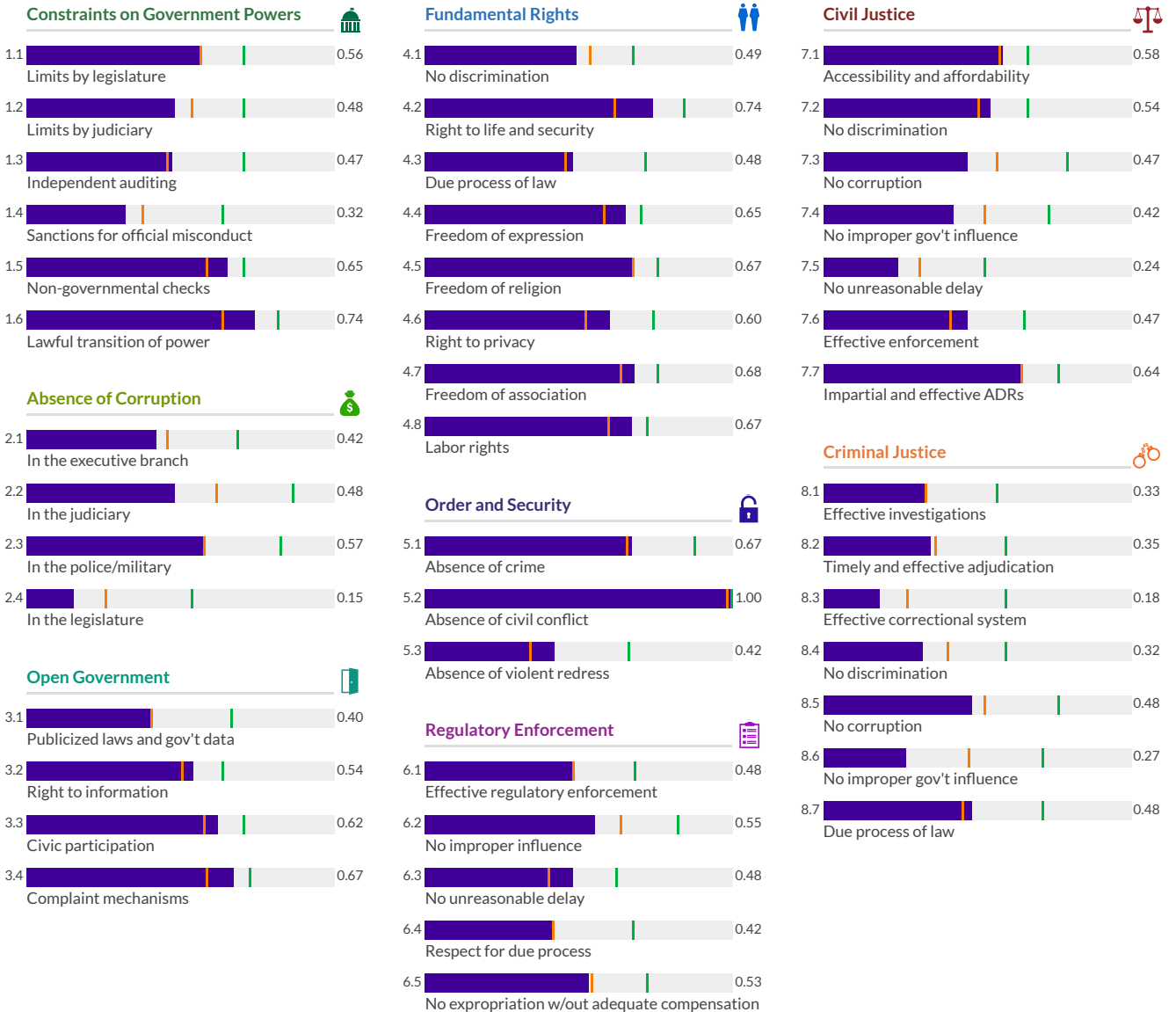
	Factor Score	Score Change	Regional Rank	Income Rank	Global Rank
Constraints on Government Powers	0.54	0.00	14/32	44/47	66/142
Absence of Corruption	0.41	0.01	20/32	47/47	98/142
Open Government	0.56	0.00	10/32	38/47	54/142
Fundamental Rights	0.63	0.00	14/32	41/47	52/142
Order and Security	0.70	0.00	12/32	44/47	82/142
Regulatory Enforcement	0.49	0.00	16/32	44/47	70/142
Civil Justice	0.48	0.02	20/32	46/47	87/142
Criminal Justice	0.35	0.00	18/32	46/47	105/142



\* Indicates statistically significant change at the 10 percent level

Low Medium High

— Panama — Latin America and Caribbean — High



# Paraguay

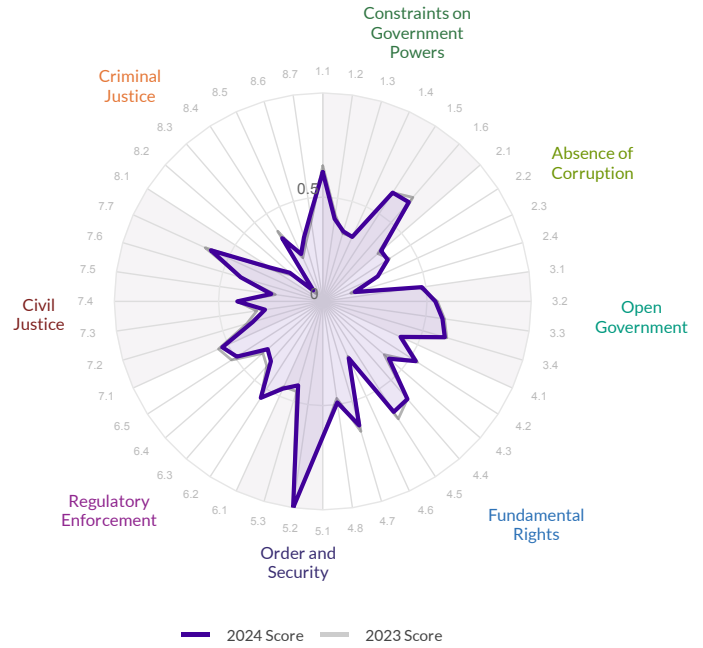
Region: Latin America and Caribbean  
Income Group: Upper-Middle

The scores range from 0 to 1, where 1 signifies the highest possible score and 0 signifies the lowest possible score.

Overall Score	Regional Rank	Income Rank	Global Rank
0.46	24/32	33/41	100/142

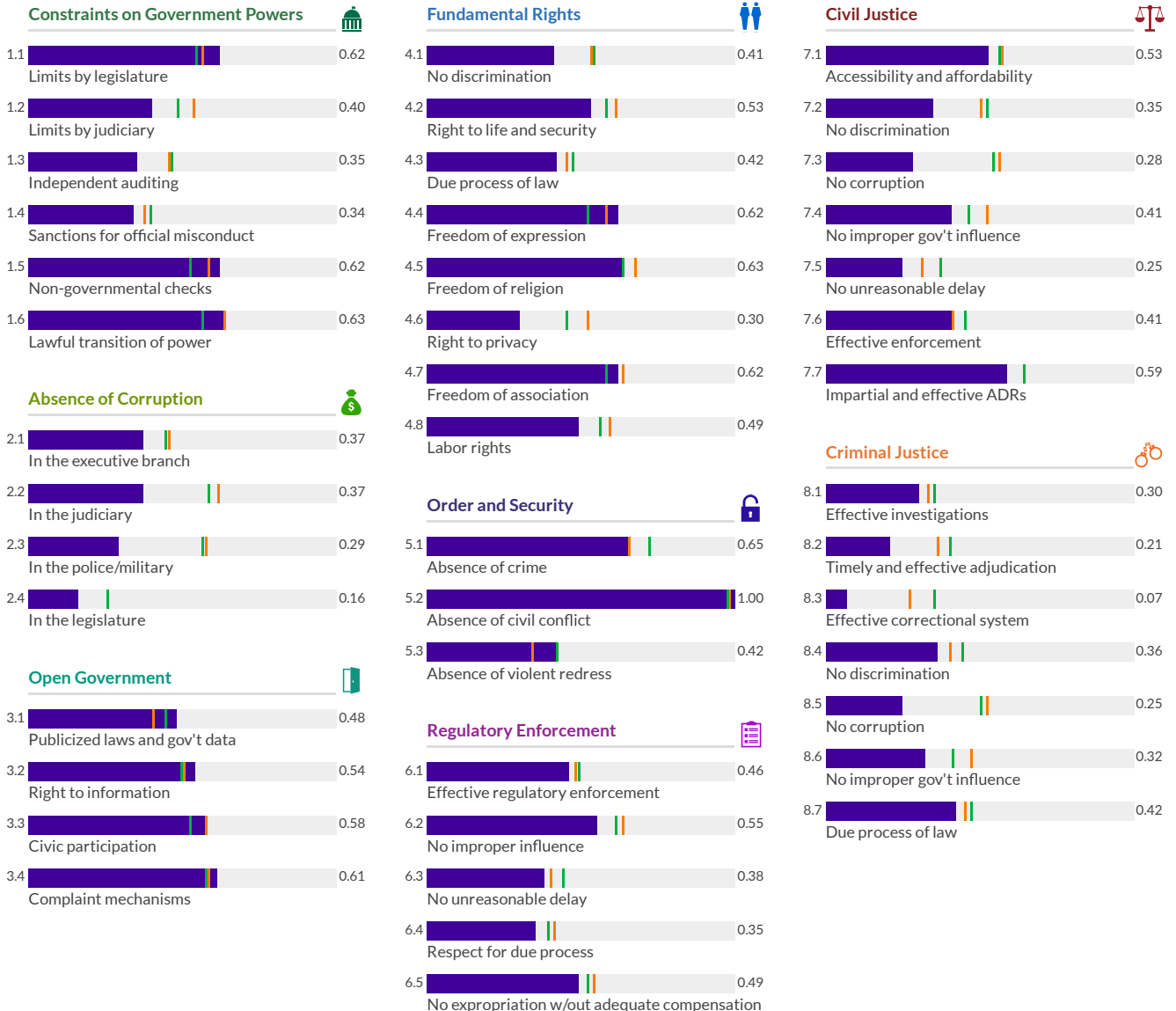
Score Change	Rank Change
0.00	-1 ▼

	Factor Score	Score Change	Regional Rank	Income Rank	Global Rank
Constraints on Government Powers	0.49	-0.01	22/32	24/41	83/142
Absence of Corruption	0.30	0.01	27/32	38/41	128/142
Open Government	0.55	0.00	11/32	14/41	55/142
Fundamental Rights	0.50	0.00	24/32	28/41	84/142
Order and Security	0.69	-0.01	15/32	27/41	87/142
Regulatory Enforcement	0.45	-0.02	23/32	32/41	100/142
Civil Justice	0.40	-0.01	26/32	37/41	123/142
Criminal Justice	0.27	0.01	25/32	38/41	130/142



\* Indicates statistically significant change at the 10 percent level

Paraguay Latin America and Caribbean Upper-Middle



# Peru

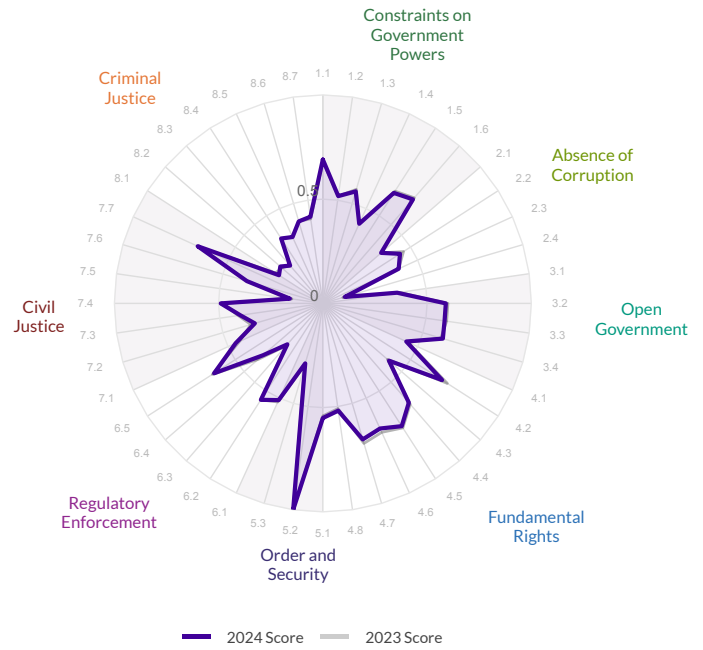
Region: Latin America and Caribbean  
Income Group: Upper-Middle

The scores range from 0 to 1, where 1 signifies the highest possible score and 0 signifies the lowest possible score.

Overall Score	Regional Rank	Income Rank	Global Rank
0.48	21/32	28/41	90/142

Score Change	Rank Change
0.00	-2 ▼

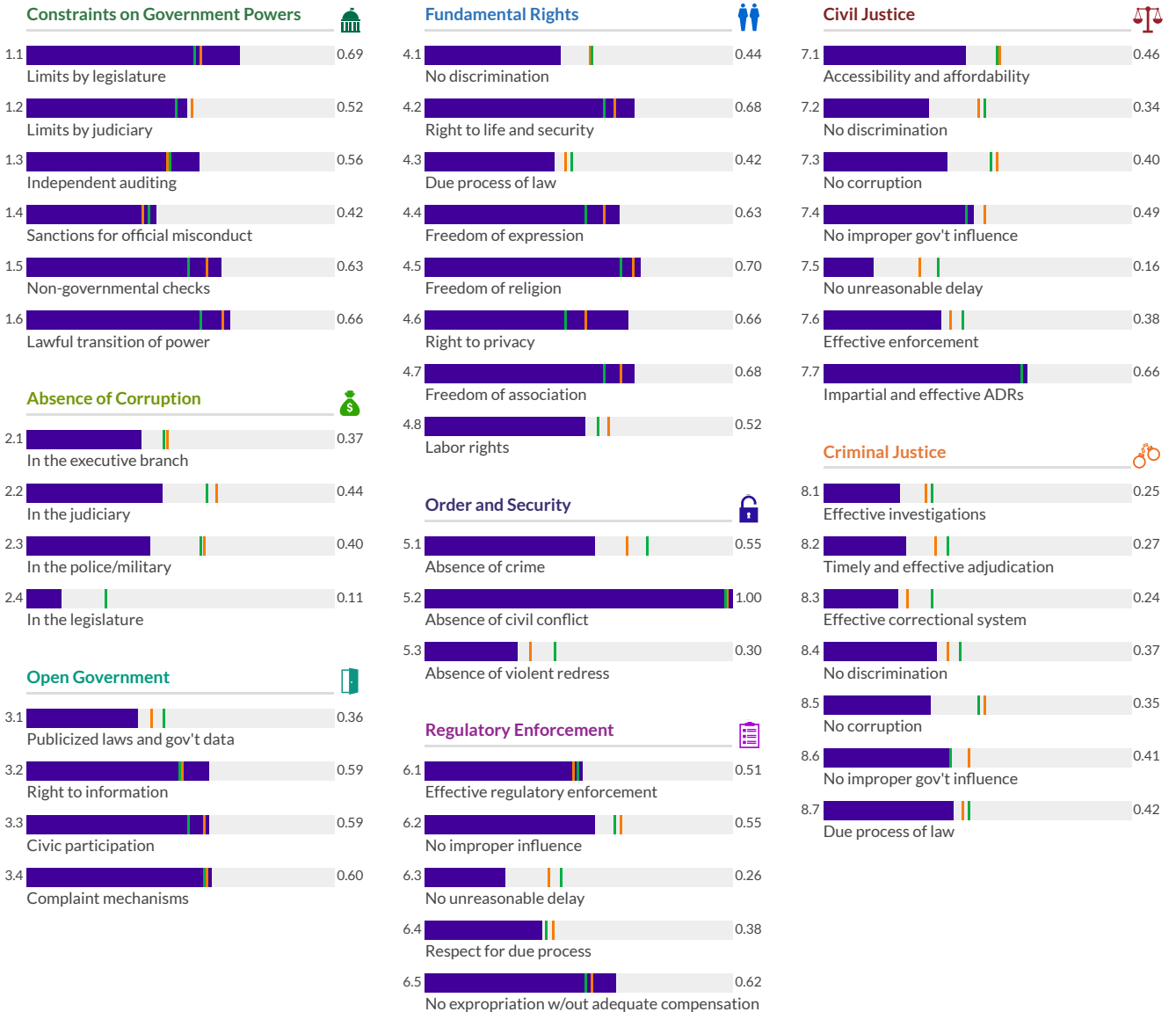
	Factor Score	Score Change	Regional Rank	Income Rank	Global Rank
Constraints on Government Powers	0.58	-0.01	12/32	10/41	53/142
Absence of Corruption	0.33	0.00	25/32	37/41	118/142
Open Government	0.54	0.00	13/32	17/41	59/142
Fundamental Rights	0.59	-0.01	15/32	17/41	58/142
Order and Security	0.62	0.00	22/32	32/41	114/142
Regulatory Enforcement	0.46	-0.01	20/32	25/41	89/142
Civil Justice	0.41	0.00	25/32	35/41	120/142
Criminal Justice	0.33	0.00	19/32	31/41	111/142



\* Indicates statistically significant change at the 10 percent level

Low Medium High

Peru Latin America and Caribbean Upper-Middle



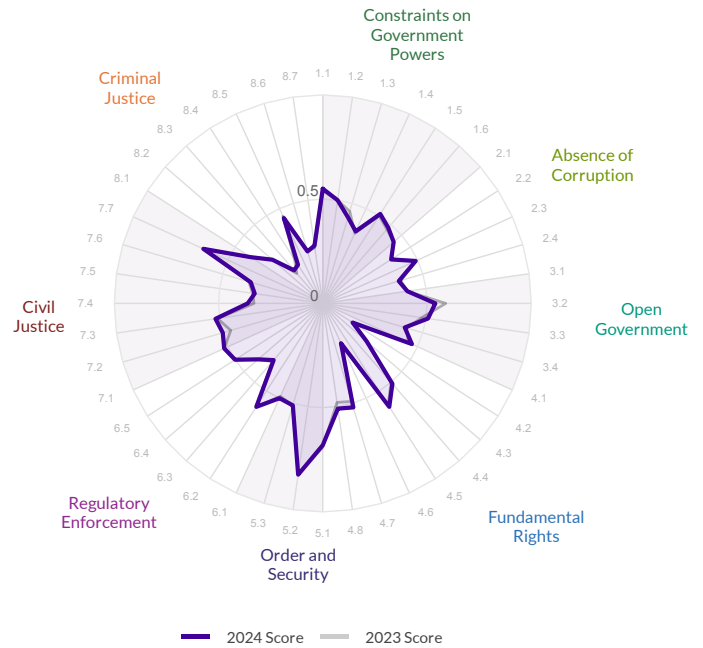
# Philippines

Region: East Asia and Pacific  
Income Group: Lower-Middle

The scores range from 0 to 1, where 1 signifies the highest possible score and 0 signifies the lowest possible score.

Overall Score	Regional Rank	Income Rank	Global Rank
<b>0.46</b>	<b>13/15</b>	<b>16/38</b>	<b>99/142</b>
Score Change	Rank Change		
<b>0.00</b>	<b>1 ▲</b>		

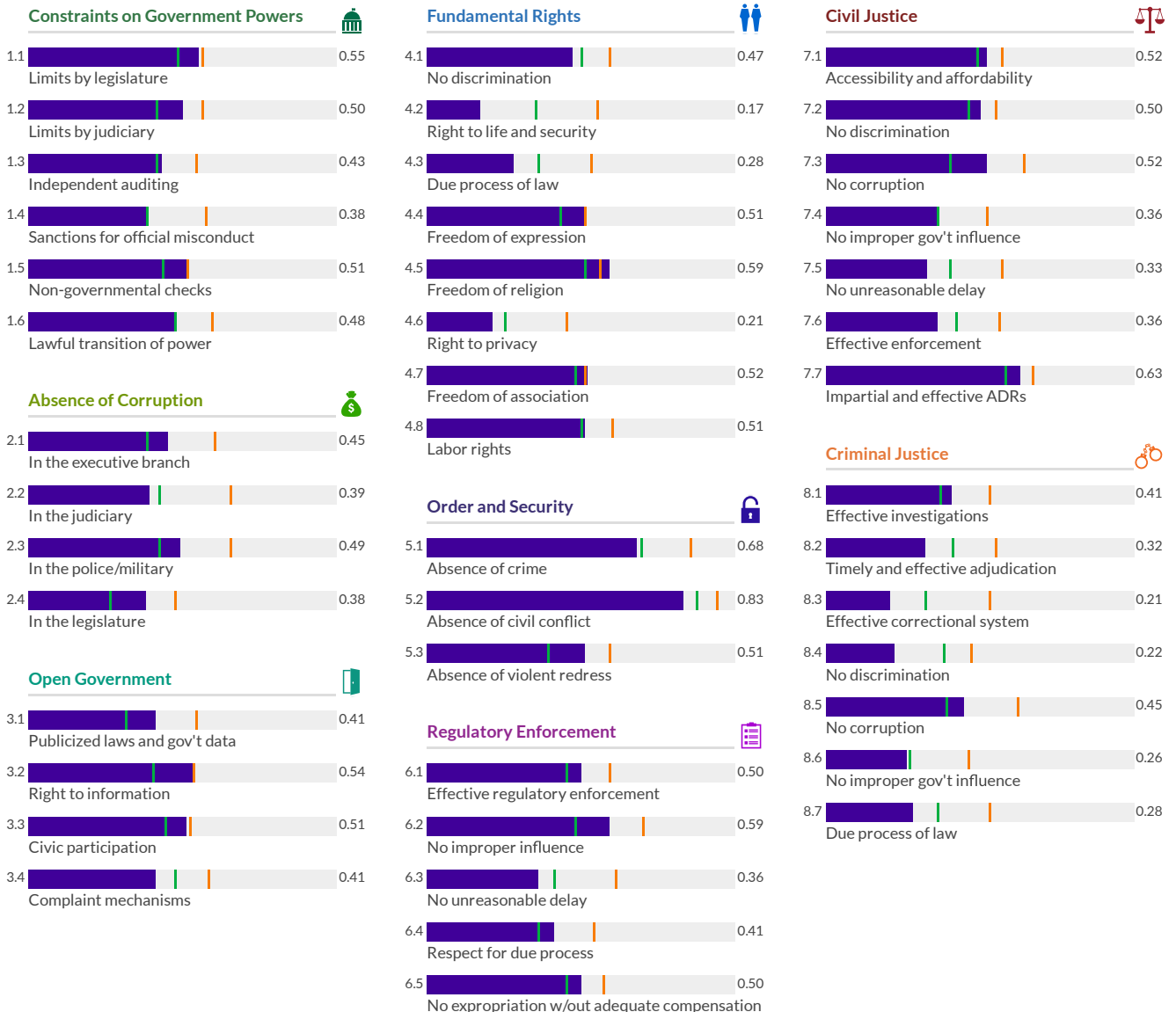
	Factor Score	Score Change	Regional Rank	Income Rank	Global Rank
Constraints on Government Powers	0.48	0.00	10/15	15/38	93/142
Absence of Corruption	0.43	0.00	11/15	9/38	84/142
Open Government	0.47	-0.01	10/15	9/38	81/142
Fundamental Rights	0.41	0.01	12/15	25/38	118/142
Order and Security	0.67	0.00	13/15	19/38	95/142
Regulatory Enforcement	0.47	0.00	11/15	13/38	84/142
Civil Justice	0.46	0.01	13/15	17/38	98/142
Criminal Justice	0.31	0.00	13/15	30/38	124/142



\* Indicates statistically significant change at the 10 percent level

Low Medium High

Philippines East Asia and Pacific Lower-Middle



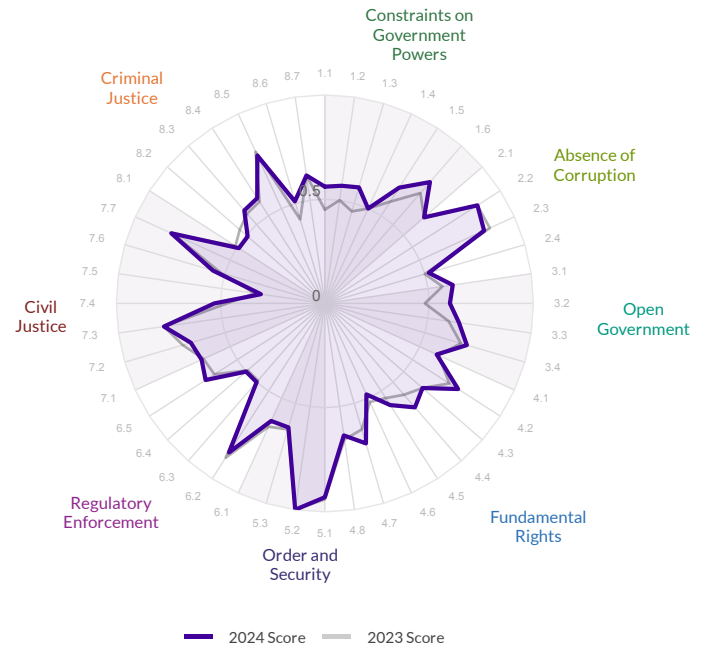
# Poland

Region: EU, EFTA, and North America  
Income Group: High

The scores range from 0 to 1, where 1 signifies the highest possible score and 0 signifies the lowest possible score.

Overall Score	Regional Rank	Income Rank	Global Rank
0.66	25/31	32/47	33/142
Score Change	Rank Change		
0.02▲	3▲		

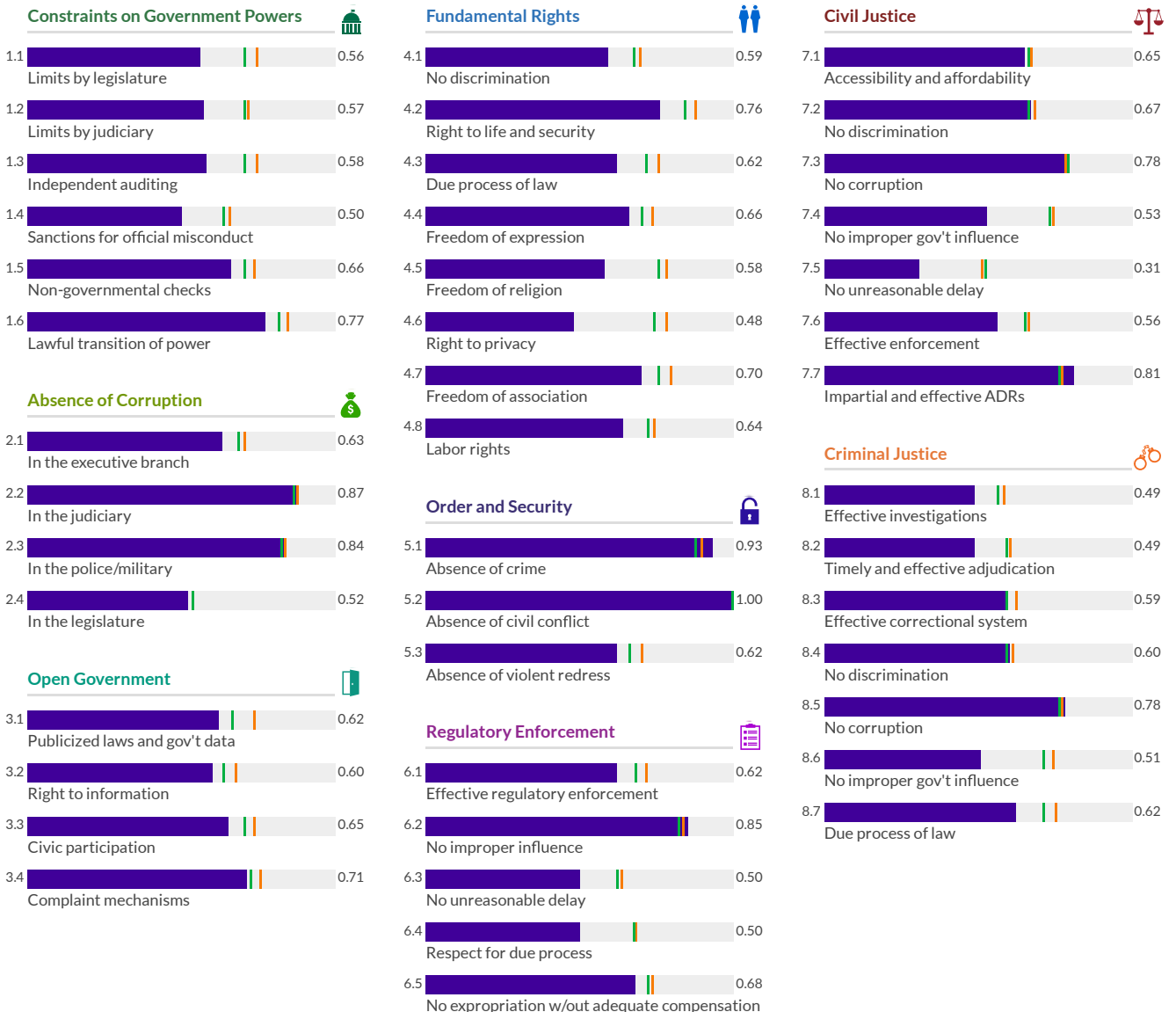
	Factor Score	Score Change	Regional Rank	Income Rank	Global Rank
Constraints on Government Powers	0.61	0.07*	27/31	37/47	45/142
Absence of Corruption	0.71	0.00	19/31	26/47	26/142
Open Government	0.65	0.07	22/31	29/47	30/142
Fundamental Rights	0.63	0.02	29/31	40/47	50/142
Order and Security	0.85	0.00	18/31	25/47	27/142
Regulatory Enforcement	0.63	0.00	22/31	32/47	33/142
Civil Justice	0.62	0.01	23/31	34/47	40/142
Criminal Justice	0.58	0.01	24/31	33/47	34/142



\* Indicates statistically significant change at the 10 percent level

Low Medium High

Poland EU, EFTA, and North America High





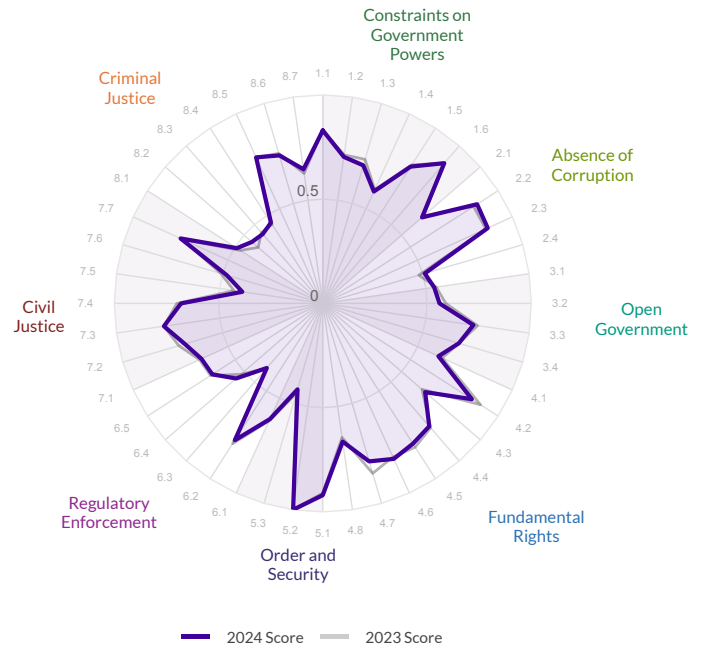
# Portugal

Region: EU, EFTA, and North America  
Income Group: High

The scores range from 0 to 1, where 1 signifies the highest possible score and 0 signifies the lowest possible score.

Overall Score	Regional Rank	Income Rank	Global Rank
<b>0.68</b>	<b>21/31</b>	<b>28/47</b>	<b>28/142</b>
Score Change	Rank Change		
<b>-0.01 ▾</b>	<b>0</b>		

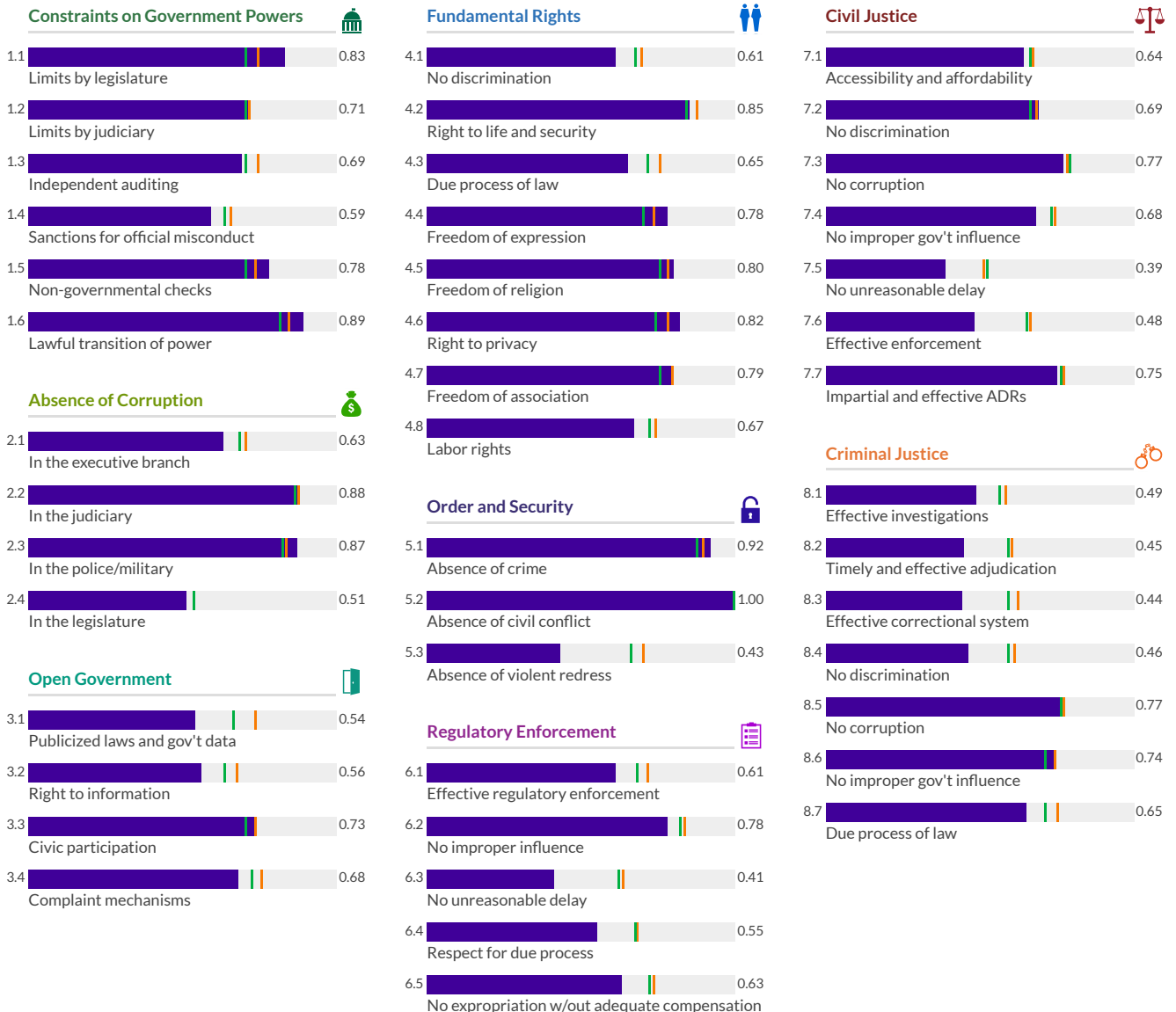
	Factor Score	Score Change	Regional Rank	Income Rank	Global Rank
Constraints on Government Powers	0.75	-0.01	16/31	19/47	20/142
Absence of Corruption	0.72	0.01	18/31	25/47	25/142
Open Government	0.63	-0.01	25/31	32/47	33/142
Fundamental Rights	0.75	-0.01	19/31	24/47	25/142
Order and Security	0.78	0.00	27/31	37/47	48/142
Regulatory Enforcement	0.60	0.00	25/31	38/47	42/142
Civil Justice	0.63	-0.02	20/31	30/47	32/142
Criminal Justice	0.57	0.01	26/31	37/47	39/142



\* Indicates statistically significant change at the 10 percent level

Low Medium High

Portugal EU, EFTA, and North America High



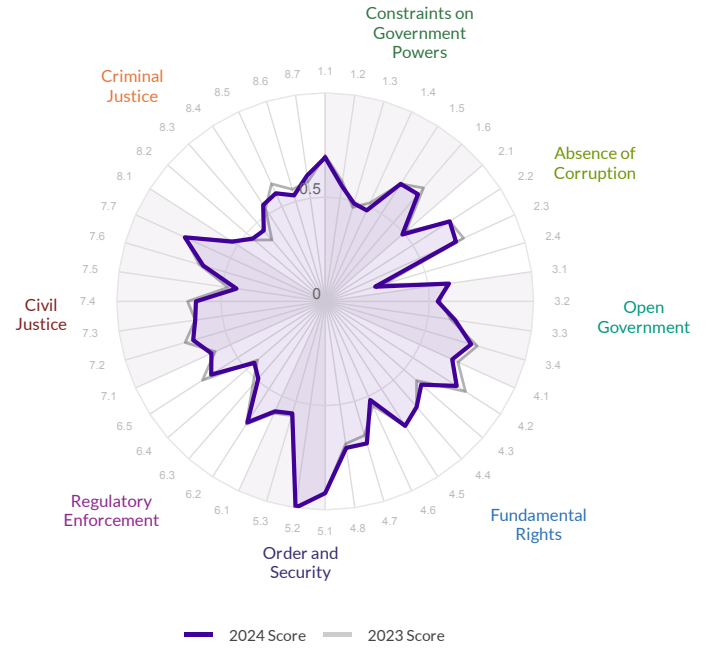
# Romania

Region: EU, EFTA, and North America  
Income Group: High

The scores range from 0 to 1, where 1 signifies the highest possible score and 0 signifies the lowest possible score.

Overall Score	Regional Rank	Income Rank	Global Rank
0.62	27/31	39/47	41/142
Score Change	Rank Change		
-0.01 ▾	-1 ▾		

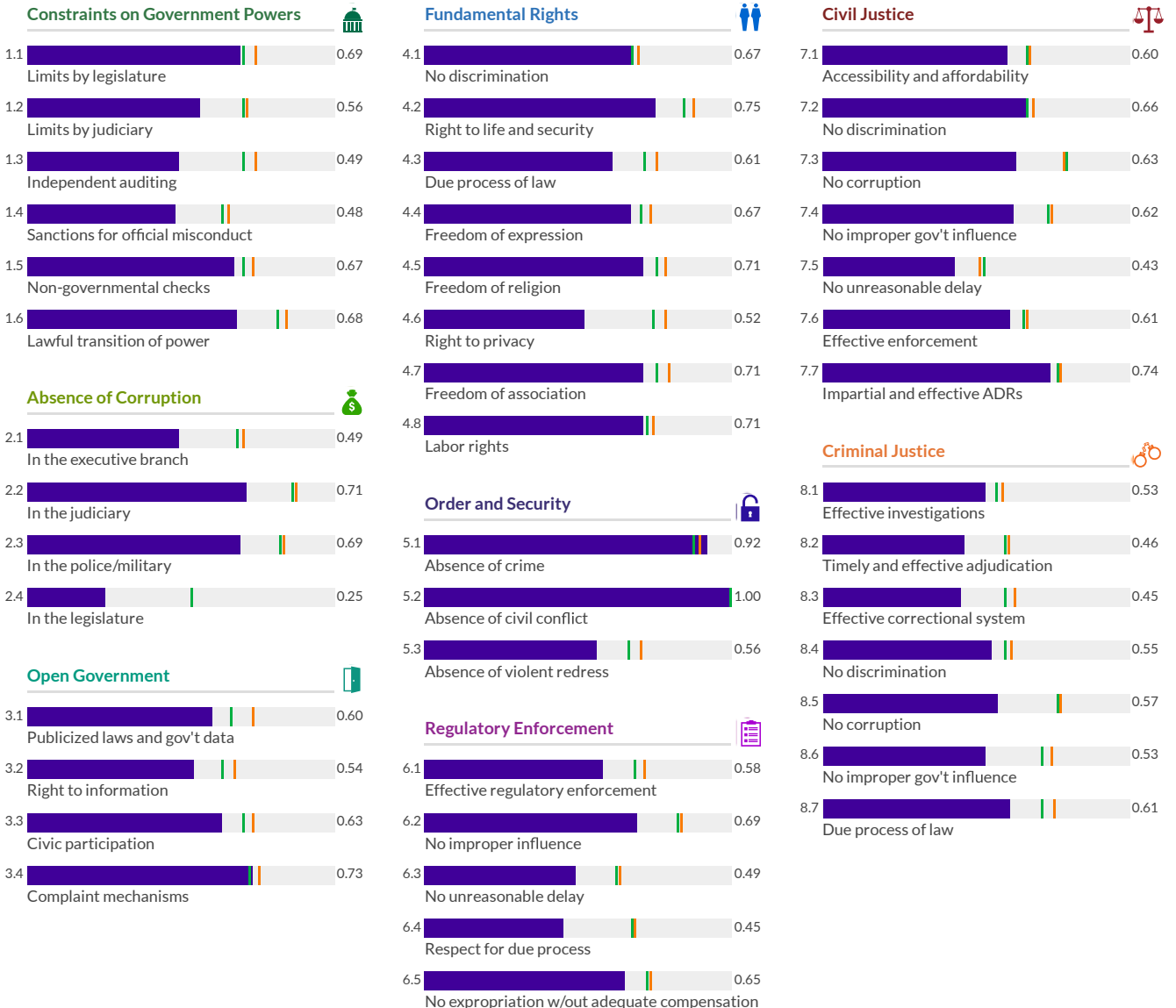
	Factor Score	Score Change	Regional Rank	Income Rank	Global Rank
Constraints on Government Powers	0.60	-0.01	28/31	38/47	47/142
Absence of Corruption	0.53	-0.03	29/31	43/47	57/142
Open Government	0.62	-0.01	26/31	33/47	34/142
Fundamental Rights	0.67	0.00	27/31	37/47	42/142
Order and Security	0.83	0.00	23/31	31/47	34/142
Regulatory Enforcement	0.57	-0.02	27/31	40/47	48/142
Civil Justice	0.61	-0.02	24/31	35/47	42/142
Criminal Justice	0.53	0.00	27/31	40/47	51/142



\* Indicates statistically significant change at the 10 percent level

Low Medium High

Romania EU, EFTA, and North America High



# Russian Federation

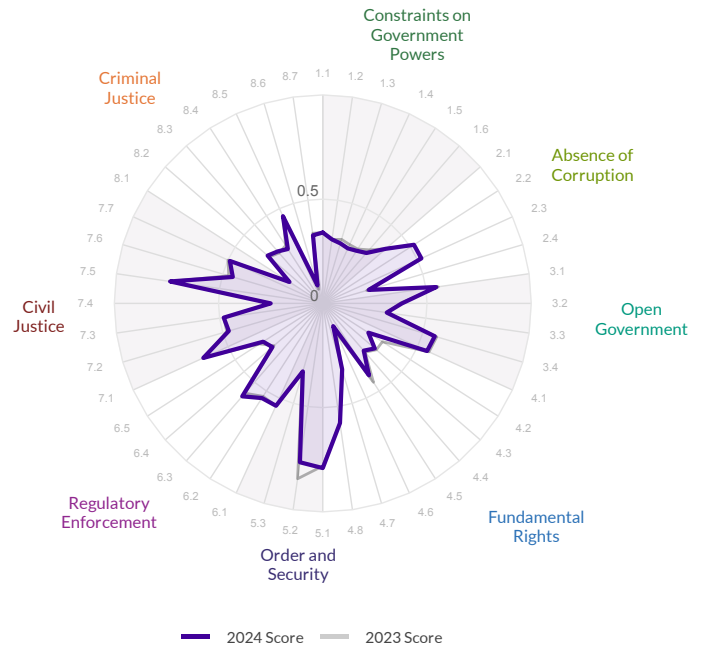
Region: Eastern Europe and Central Asia  
Income Group: Upper-Middle

The scores range from 0 to 1, where 1 signifies the highest possible score and 0 signifies the lowest possible score.

Overall Score	Regional Rank	Income Rank	Global Rank
0.43	14/15	37/41	113/142

Score Change	Rank Change
-0.01 ▾	0

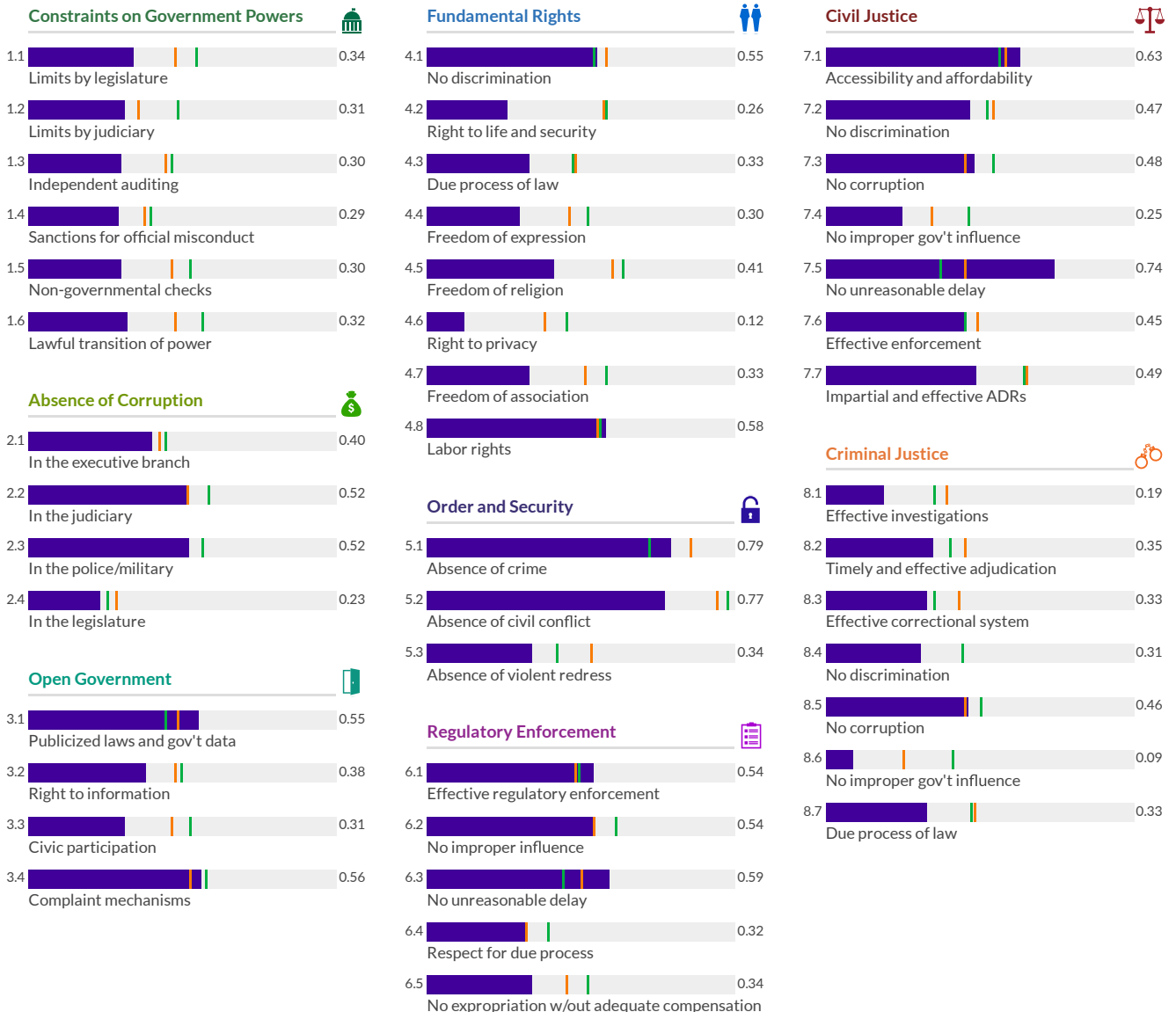
	Factor Score	Score Change	Regional Rank	Income Rank	Global Rank
Constraints on Government Powers	0.31	-0.01	13/15	37/41	133/142
Absence of Corruption	0.42	0.00	10/15	27/41	88/142
Open Government	0.45	0.00	11/15	32/41	91/142
Fundamental Rights	0.36	-0.02	13/15	37/41	126/142
Order and Security	0.63	-0.03	14/15	31/41	111/142
Regulatory Enforcement	0.47	0.00	6/15	24/41	86/142
Civil Justice	0.50	-0.01	8/15	23/41	80/142
Criminal Justice	0.29	0.00	15/15	37/41	127/142



\* Indicates statistically significant change at the 10 percent level

Low Medium High

Russian Federation Eastern Europe and Central Asia Upper-Middle



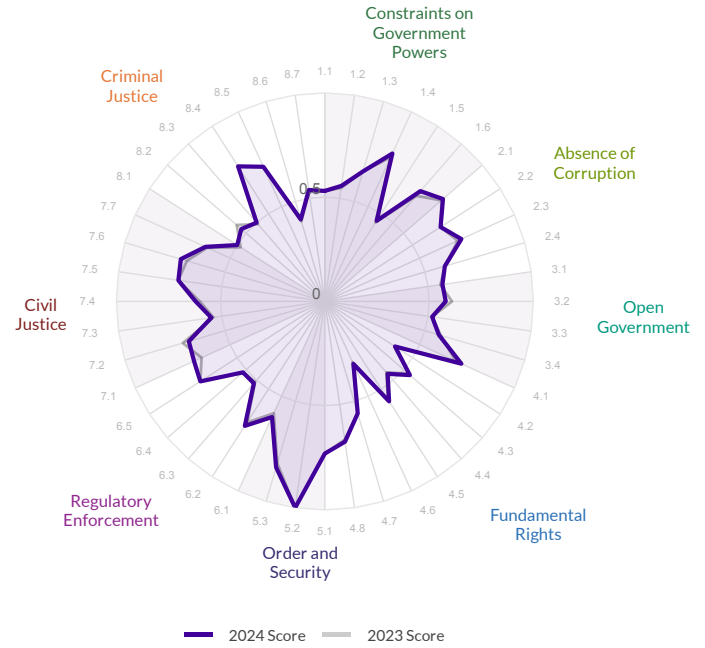
# Rwanda

Region: Sub-Saharan Africa  
Income Group: Low

The scores range from 0 to 1, where 1 signifies the highest possible score and 0 signifies the lowest possible score.

Overall Score	Regional Rank	Income Rank	Global Rank
<b>0.63</b>	<b>1/34</b>	<b>1/16</b>	<b>40/142</b>
Score Change	Rank Change		
<b>0.01 ▲</b>	<b>1 ▲</b>		

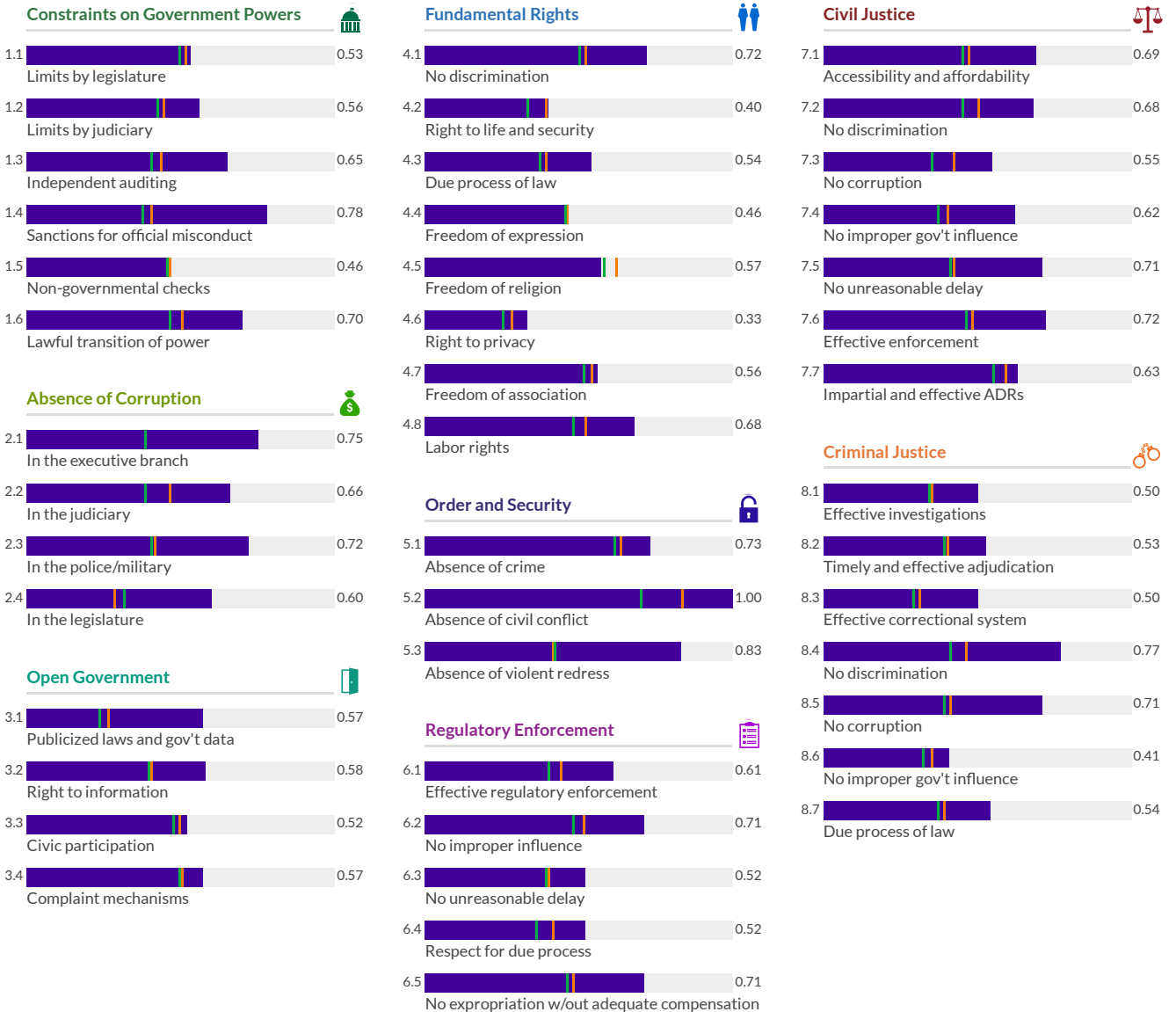
	Factor Score	Score Change	Regional Rank	Income Rank	Global Rank
Constraints on Government Powers	0.61	0.01	4/34	1/16	43/142
Absence of Corruption	0.68	0.00	1/34	1/16	30/142
Open Government	0.56	0.00	3/34	1/16	51/142
Fundamental Rights	0.53	0.01	8/34	2/16	73/142
Order and Security	0.85	0.00	1/34	1/16	26/142
Regulatory Enforcement	0.61	0.01	2/34	1/16	39/142
Civil Justice	0.66	0.01	1/34	1/16	29/142
Criminal Justice	0.56	0.00	2/34	1/16	41/142



\* Indicates statistically significant change at the 10 percent level

Low Medium High

— Rwanda — Sub-Saharan Africa — Low

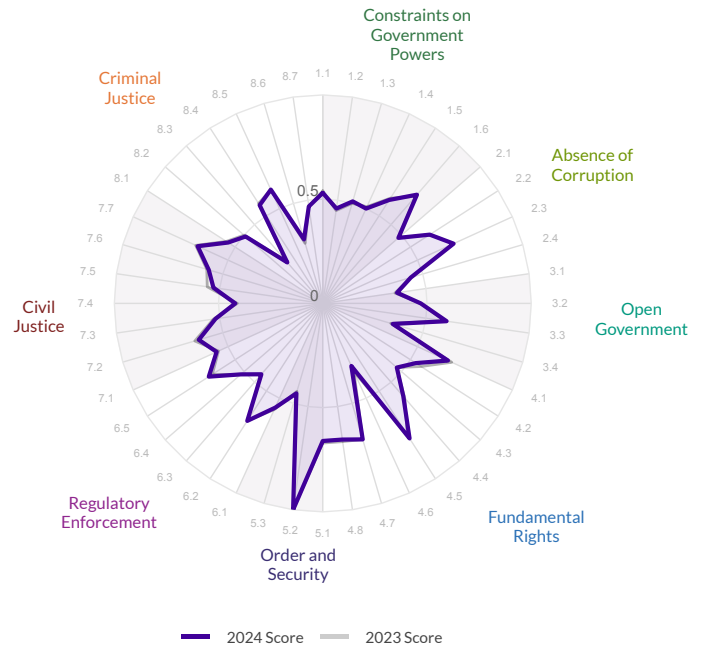


# Senegal

The scores range from 0 to 1, where 1 signifies the highest possible score and 0 signifies the lowest possible score.

Overall Score	Regional Rank	Income Rank	Global Rank
<b>0.55</b>	<b>6/34</b>	<b>1/38</b>	<b>60/142</b>
Score Change	Rank Change		
<b>0.00</b>	<b>0</b>		

	Factor Score	Score Change	Regional Rank	Income Rank	Global Rank
Constraints on Government Powers	0.55	0.00	9/34	4/38	64/142
Absence of Corruption	0.55	0.00	4/34	2/38	53/142
Open Government	0.44	0.01	12/34	12/38	94/142
Fundamental Rights	0.59	-0.01	4/34	2/38	60/142
Order and Security	0.70	0.00	9/34	12/38	81/142
Regulatory Enforcement	0.57	0.00	5/34	1/38	49/142
Civil Justice	0.55	-0.01	8/34	4/38	60/142
Criminal Justice	0.46	-0.01	7/34	5/38	67/142



\* Indicates statistically significant change at the 10 percent level

Low Medium High

Senegal Sub-Saharan Africa Lower-Middle

Factor	Score	Sub-Saharan Africa	Lower-Middle
<b>Constraints on Government Powers</b>	0.53		
1.1 Limits by legislature	0.53		
1.2 Limits by judiciary	0.46		
1.3 Independent auditing	0.51		
1.4 Sanctions for official misconduct	0.50		
1.5 Non-governmental checks	0.59		
1.6 Lawful transition of power	0.69		
<b>Absence of Corruption</b>	0.48		
2.1 In the executive branch	0.48		
2.2 In the judiciary	0.61		
2.3 In the police/military	0.69		
2.4 In the legislature	0.44		
<b>Open Government</b>	0.36		
3.1 Publicized laws and gov't data	0.36		
3.2 Right to information	0.47		
3.3 Civic participation	0.60		
3.4 Complaint mechanisms	0.35		
<b>Fundamental Rights</b>	0.66		
4.1 No discrimination	0.66		
4.2 Right to life and security	0.53		
4.3 Due process of law	0.47		
4.4 Freedom of expression	0.59		
4.5 Freedom of religion	0.77		
4.6 Right to privacy	0.33		
4.7 Freedom of association	0.68		
4.8 Labor rights	0.66		
<b>Order and Security</b>	0.66		
5.1 Absence of crime	0.66		
5.2 Absence of civil conflict	1.00		
5.3 Absence of violent redress	0.45		
<b>Regulatory Enforcement</b>	0.55		
6.1 Effective regulatory enforcement	0.55		
6.2 No improper influence	0.67		
6.3 No unreasonable delay	0.45		
6.4 Respect for due process	0.52		
6.5 No expropriation w/out adequate compensation	0.65		
<b>Civil Justice</b>	0.56		
7.1 Accessibility and affordability	0.56		
7.2 No discrimination	0.62		
7.3 No corruption	0.52		
7.4 No improper gov't influence	0.42		
7.5 No unreasonable delay	0.53		
7.6 Effective enforcement	0.57		
7.7 Impartial and effective ADRs	0.66		
<b>Criminal Justice</b>	0.54		
8.1 Effective investigations	0.54		
8.2 Timely and effective adjudication	0.49		
8.3 Effective correctional system	0.26		
8.4 No discrimination	0.56		
8.5 No corruption	0.60		
8.6 No improper gov't influence	0.32		
8.7 Due process of law	0.47		

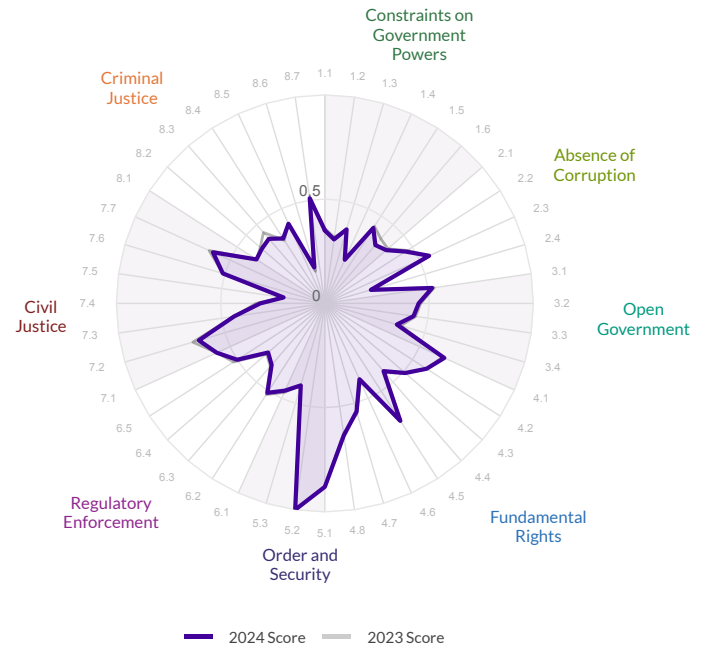
# Serbia

Region: Eastern Europe and Central Asia  
Income Group: Upper-Middle

The scores range from 0 to 1, where 1 signifies the highest possible score and 0 signifies the lowest possible score.

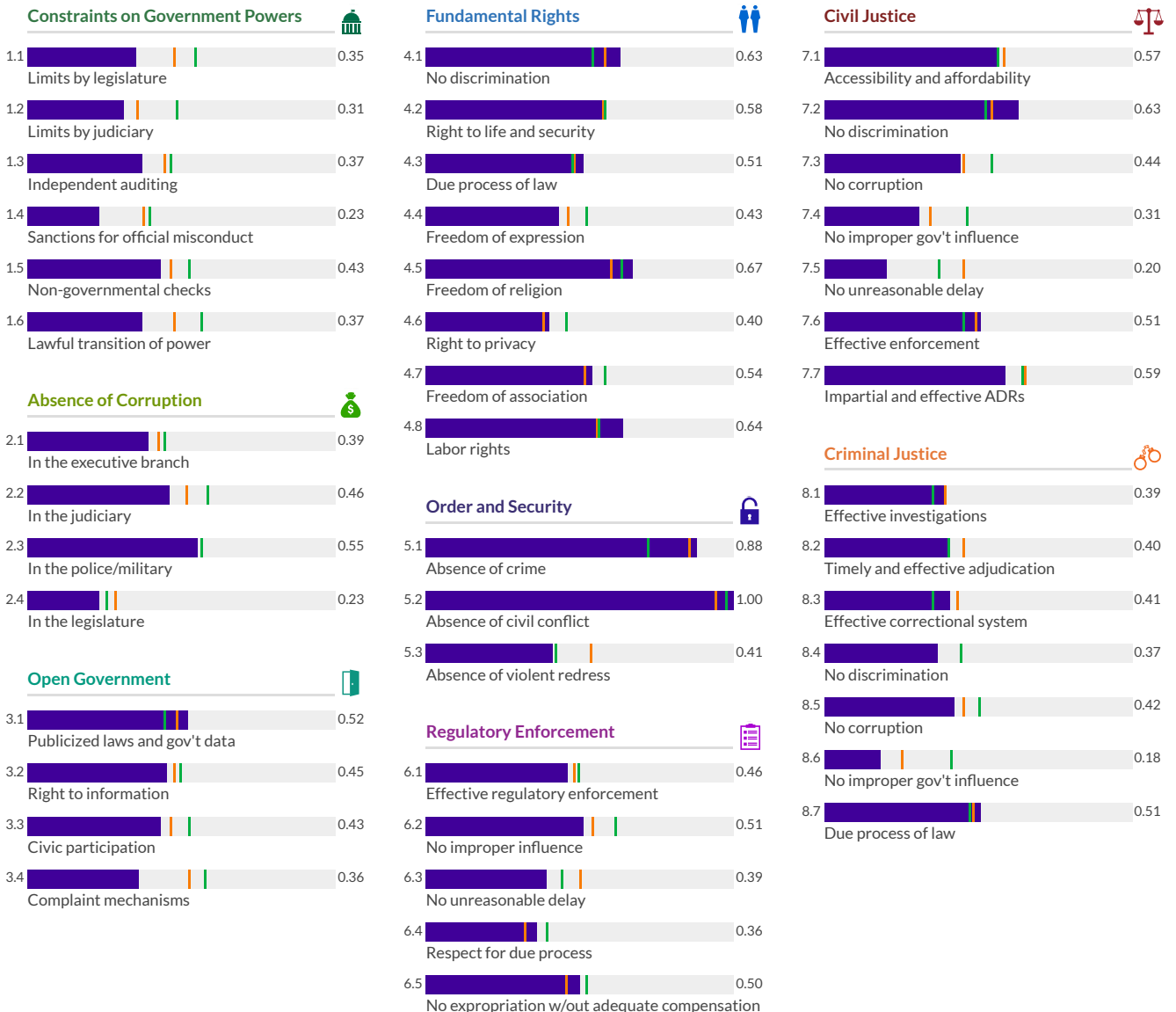
Overall Score	Regional Rank	Income Rank	Global Rank
0.47	11/15	30/41	94/142
Score Change	Rank Change		
-0.01 ▾	-1 ▾		

	Factor Score	Score Change	Regional Rank	Income Rank	Global Rank
Constraints on Government Powers	0.34	-0.01	12/15	35/41	128/142
Absence of Corruption	0.41	-0.01	11/15	29/41	93/142
Open Government	0.44	-0.01	12/15	33/41	95/142
Fundamental Rights	0.55	0.00	9/15	22/41	71/142
Order and Security	0.76	0.00	11/15	14/41	56/142
Regulatory Enforcement	0.44	-0.01	9/15	33/41	102/142
Civil Justice	0.47	-0.01	12/15	29/41	93/142
Criminal Justice	0.38	0.00	10/15	27/41	90/142



\* Indicates statistically significant change at the 10 percent level

Legend: Serbia (dark purple), Eastern Europe and Central Asia (orange), Upper-Middle (green)



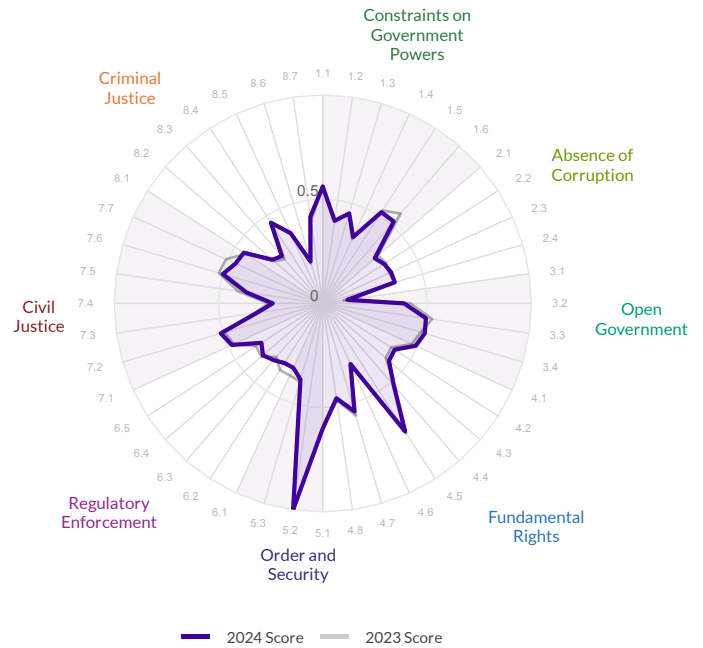
# Sierra Leone

Region: Sub-Saharan Africa  
Income Group: Low

The scores range from 0 to 1, where 1 signifies the highest possible score and 0 signifies the lowest possible score.

Overall Score	Regional Rank	Income Rank	Global Rank
<b>0.43</b>	<b>18/34</b>	<b>7/16</b>	<b>110/142</b>
Score Change	Rank Change		
<b>-0.01</b>	<b>0</b>		

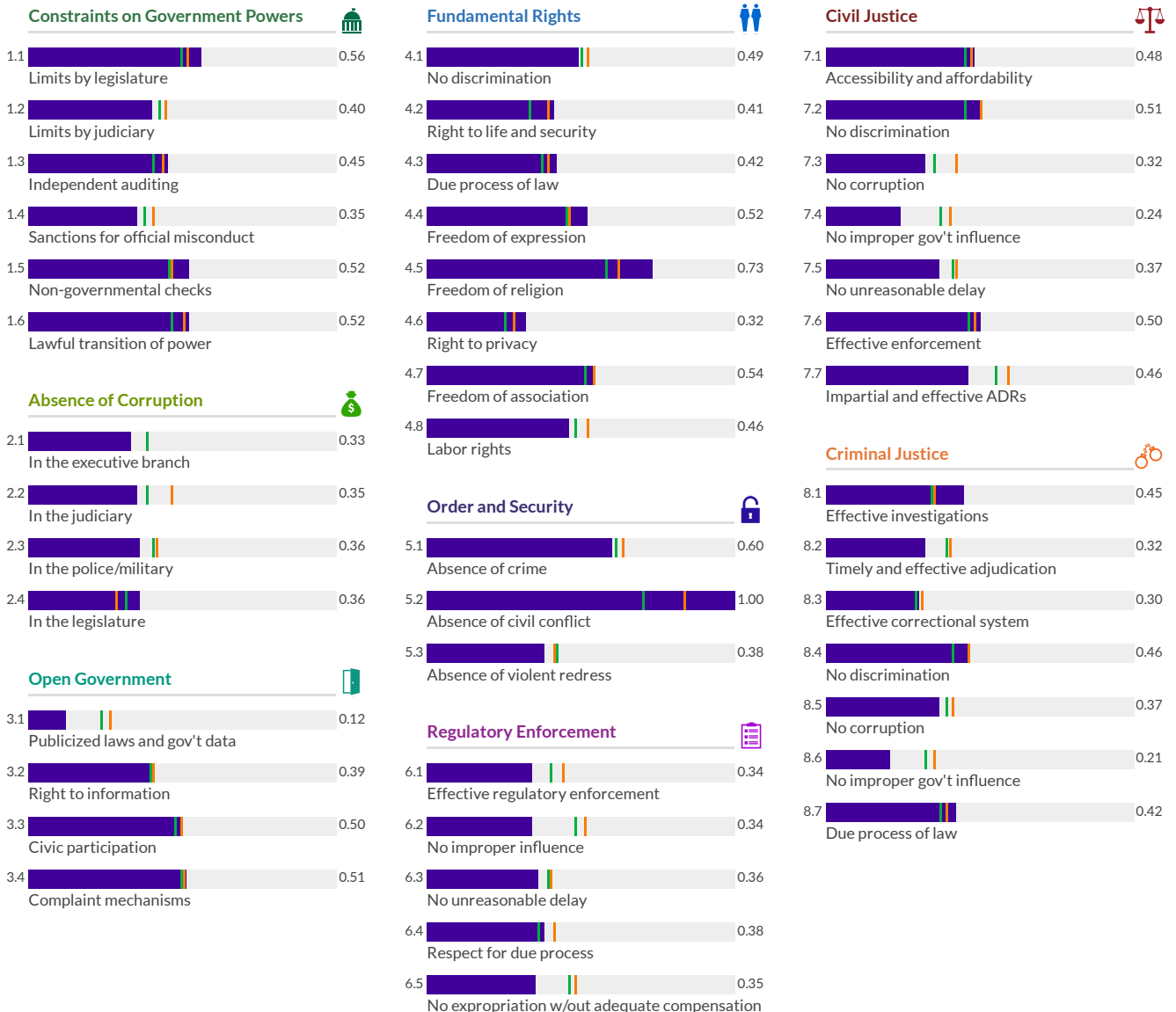
Factor	Score	Score Change	Regional Rank	Income Rank	Global Rank
Constraints on Government Powers	0.47	-0.01	16/34	6/16	97/142
Absence of Corruption	0.35	-0.01	19/34	8/16	111/142
Open Government	0.38	0.00	20/34	9/16	116/142
Fundamental Rights	0.49	0.00	14/34	6/16	90/142
Order and Security	0.66	0.00	17/34	6/16	99/142
Regulatory Enforcement	0.35	-0.02	31/34	13/16	133/142
Civil Justice	0.41	-0.01	27/34	11/16	119/142
Criminal Justice	0.36	0.01	16/34	5/16	97/142



\* Indicates statistically significant change at the 10 percent level

Low Medium High

Sierra Leone Sub-Saharan Africa Low



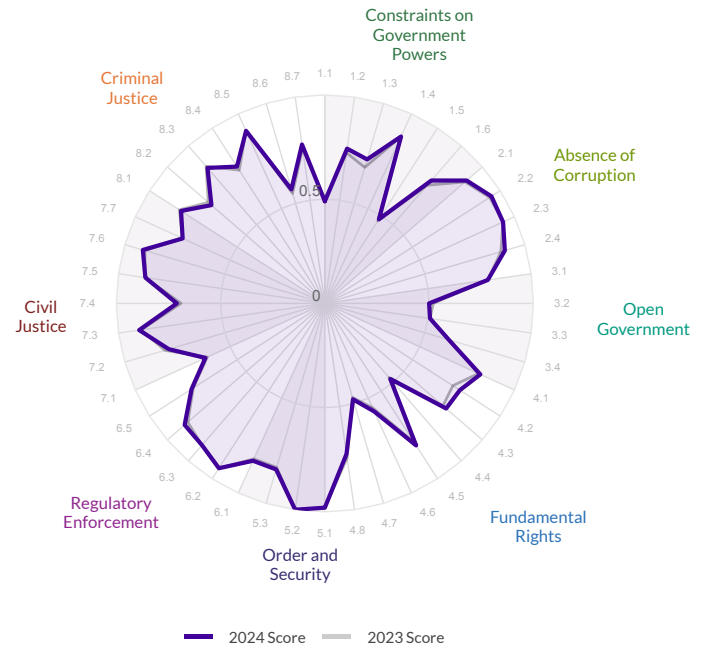
# Singapore

Region: East Asia and Pacific  
Income Group: High

The scores range from 0 to 1, where 1 signifies the highest possible score and 0 signifies the lowest possible score.

Overall Score	Regional Rank	Income Rank	Global Rank
0.78	4/15	16/47	16/142
Score Change	Rank Change		
0.01▲	1▲		

	Factor Score	Score Change	Regional Rank	Income Rank	Global Rank
Constraints on Government Powers	0.68	0.01	5/15	27/47	28/142
Absence of Corruption	0.92	0.01	1/15	3/47	3/142
Open Government	0.60	-0.01	6/15	34/47	38/142
Fundamental Rights	0.68	0.01	5/15	36/47	39/142
Order and Security	0.94	0.00	1/15	2/47	2/142
Regulatory Enforcement	0.87	0.01	1/15	3/47	3/142
Civil Justice	0.79	0.01	1/15	8/47	8/142
Criminal Justice	0.78	0.01	1/15	7/47	7/142



\* Indicates statistically significant change at the 10 percent level

■ Low    ■ Medium    ■ High

— Singapore    — East Asia and Pacific    — High





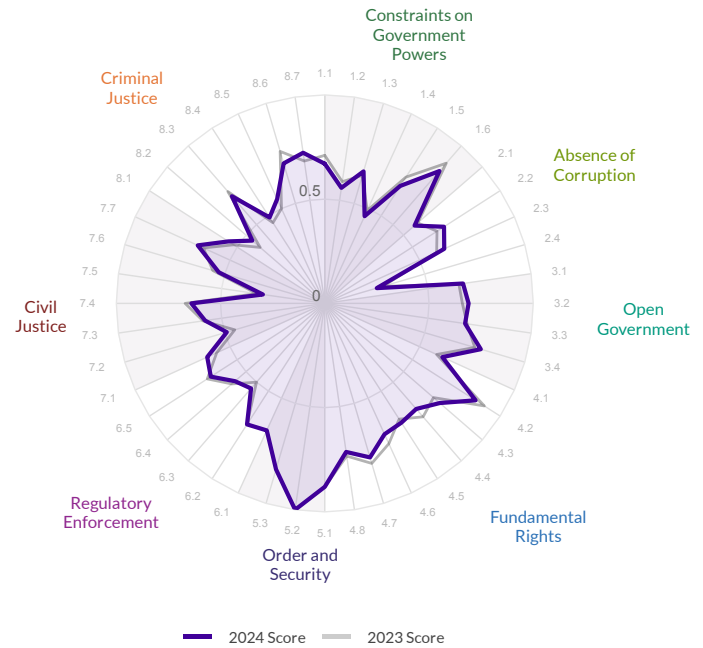
# Slovak Republic

Region: EU, EFTA, and North America  
Income Group: High

The scores range from 0 to 1, where 1 signifies the highest possible score and 0 signifies the lowest possible score.

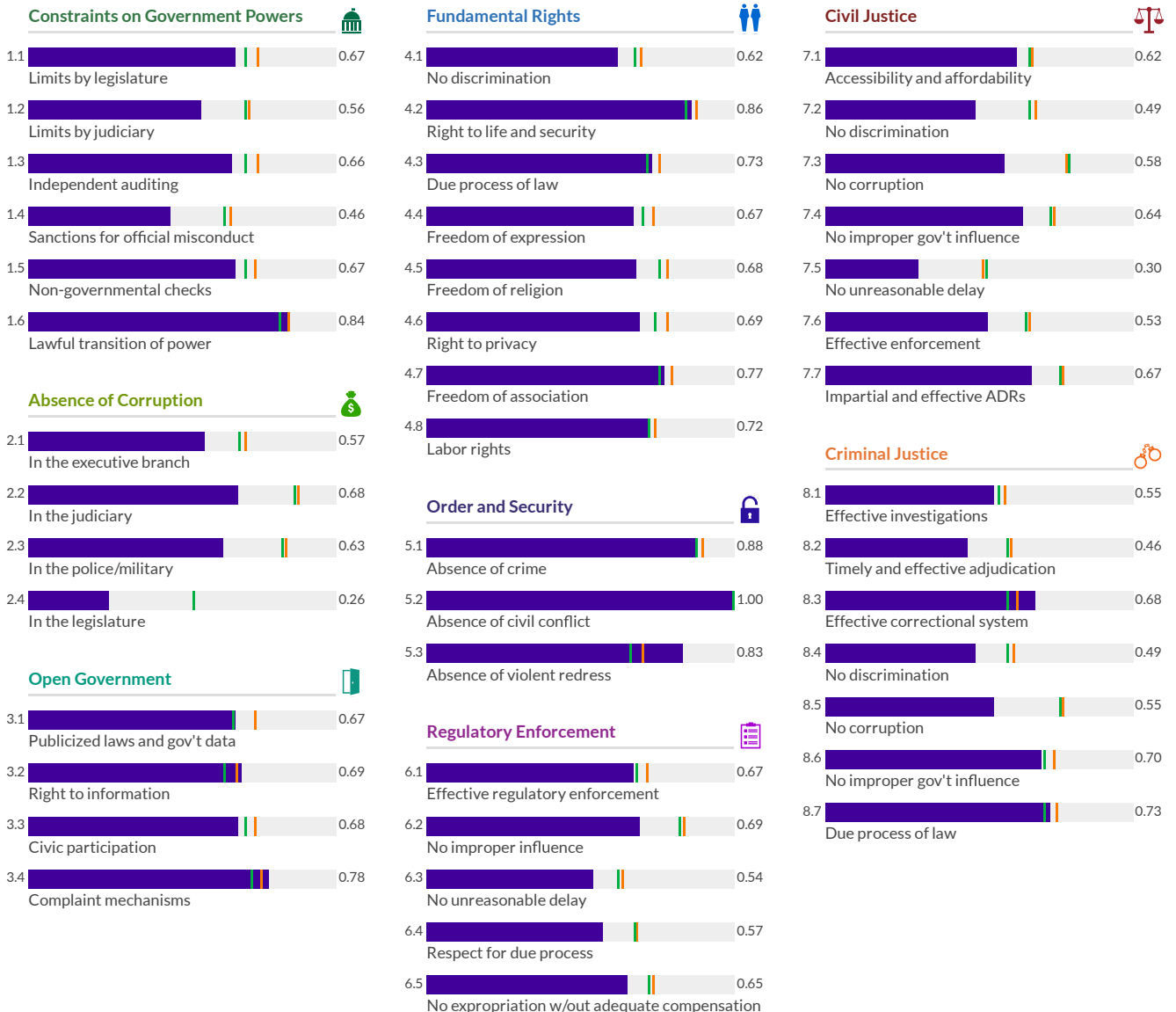
Overall Score	Regional Rank	Income Rank	Global Rank
<b>0.66</b>	<b>26/31</b>	<b>33/47</b>	<b>34/142</b>
Score Change	Rank Change		
<b>0.00</b>	<b>0</b>		

Factor	Score	Score Change	Regional Rank	Income Rank	Global Rank
Constraints on Government Powers	0.64	-0.03	25/31	33/47	36/142
Absence of Corruption	0.54	0.00	28/31	42/47	55/142
Open Government	0.71	0.02	18/31	23/47	23/142
Fundamental Rights	0.72	-0.01	24/31	30/47	31/142
Order and Security	0.90	0.00	10/31	14/47	14/142
Regulatory Enforcement	0.62	0.00	23/31	34/47	35/142
Civil Justice	0.55	0.00	29/31	43/47	63/142
Criminal Justice	0.59	0.02	22/31	29/47	29/142



\* Indicates statistically significant change at the 10 percent level

— Slovak Republic — EU, EFTA, and North America — High



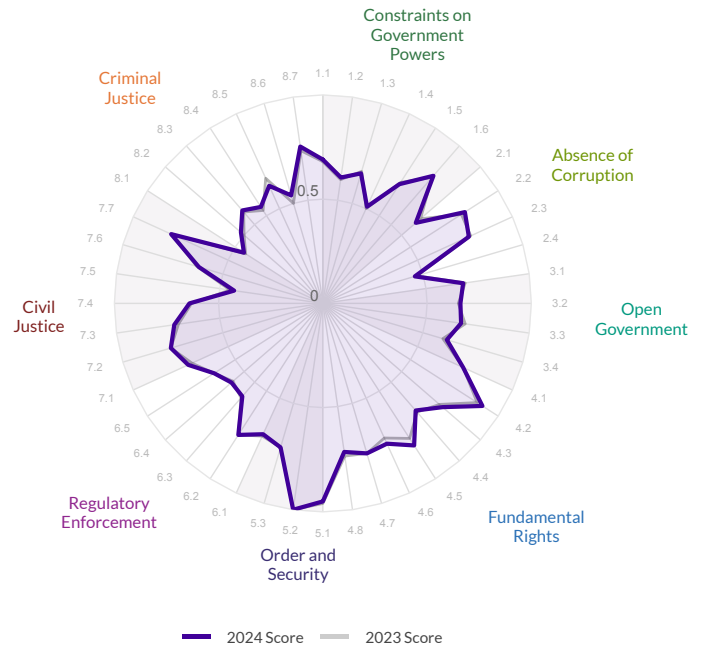
# Slovenia

Region: EU, EFTA, and North America  
Income Group: High

The scores range from 0 to 1, where 1 signifies the highest possible score and 0 signifies the lowest possible score.

Overall Score	Regional Rank	Income Rank	Global Rank
<b>0.69</b>	<b>20/31</b>	<b>27/47</b>	<b>27/142</b>
Score Change	Rank Change		
<b>0.00</b>	<b>0</b>		

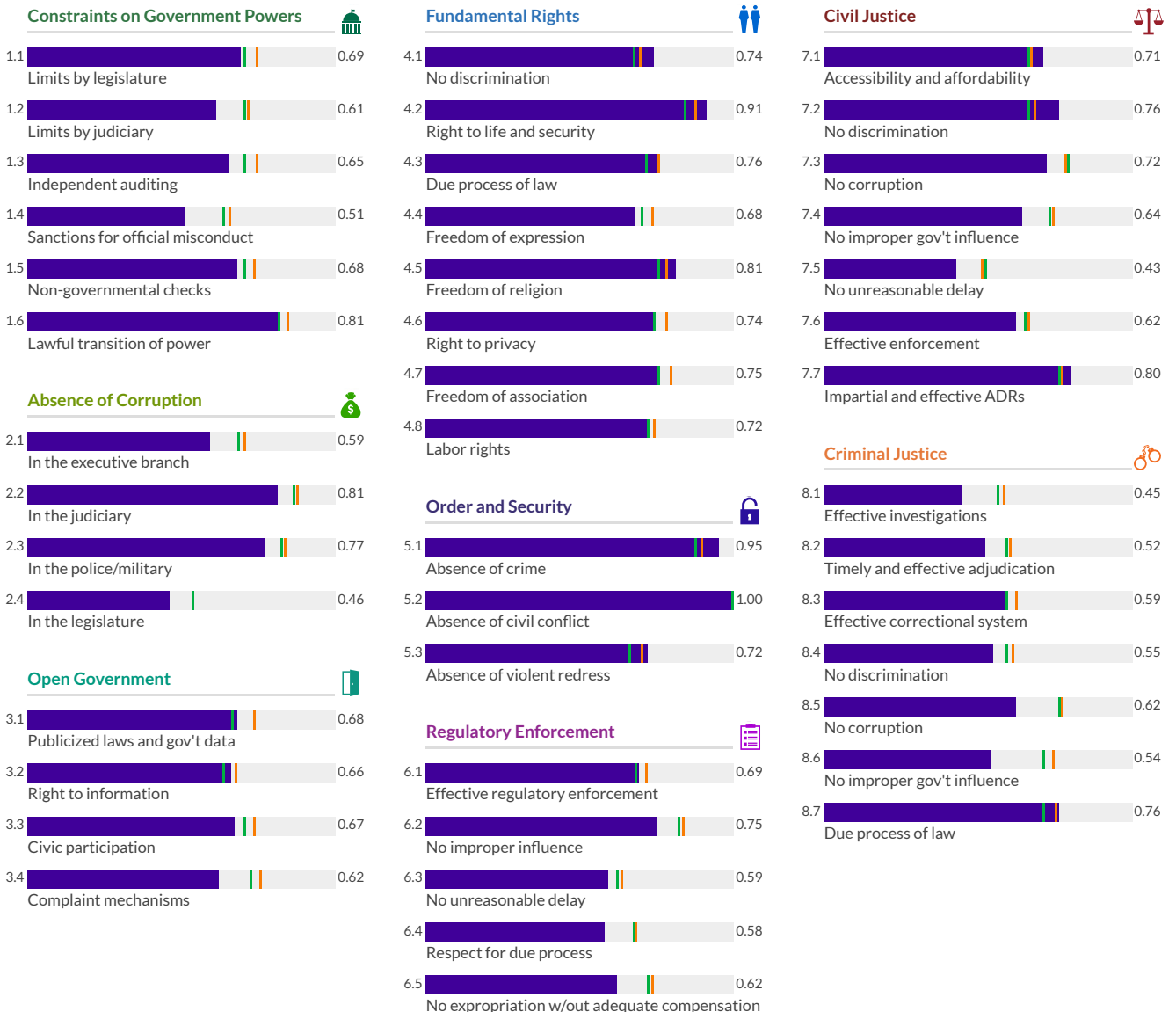
	Factor Score	Score Change	Regional Rank	Income Rank	Global Rank
Constraints on Government Powers	0.66	0.00	23/31	30/47	32/142
Absence of Corruption	0.66	-0.01	22/31	33/47	36/142
Open Government	0.66	0.00	21/31	28/47	29/142
Fundamental Rights	0.77	0.01	18/31	22/47	23/142
Order and Security	0.89	0.00	14/31	18/47	19/142
Regulatory Enforcement	0.64	-0.01	21/31	30/47	31/142
Civil Justice	0.67	0.00	18/31	27/47	27/142
Criminal Justice	0.58	0.01	25/31	36/47	37/142



\* Indicates statistically significant change at the 10 percent level

Low Medium High

Slovenia EU, EFTA, and North America High



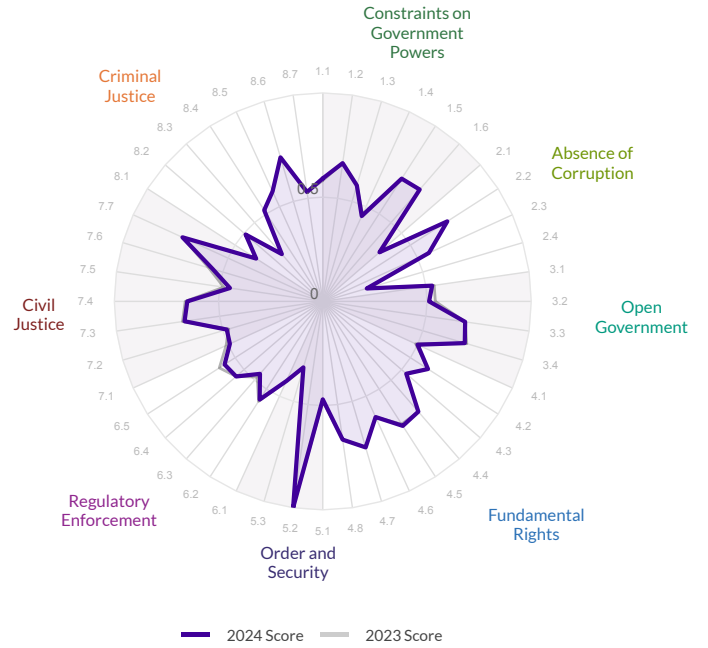
# South Africa

Region: Sub-Saharan Africa  
Income Group: Upper-Middle

The scores range from 0 to 1, where 1 signifies the highest possible score and 0 signifies the lowest possible score.

Overall Score	Regional Rank	Income Rank	Global Rank
<b>0.56</b>	<b>5/34</b>	<b>13/41</b>	<b>57/142</b>
Score Change	Rank Change		
<b>-0.01</b>	<b>-1</b>		

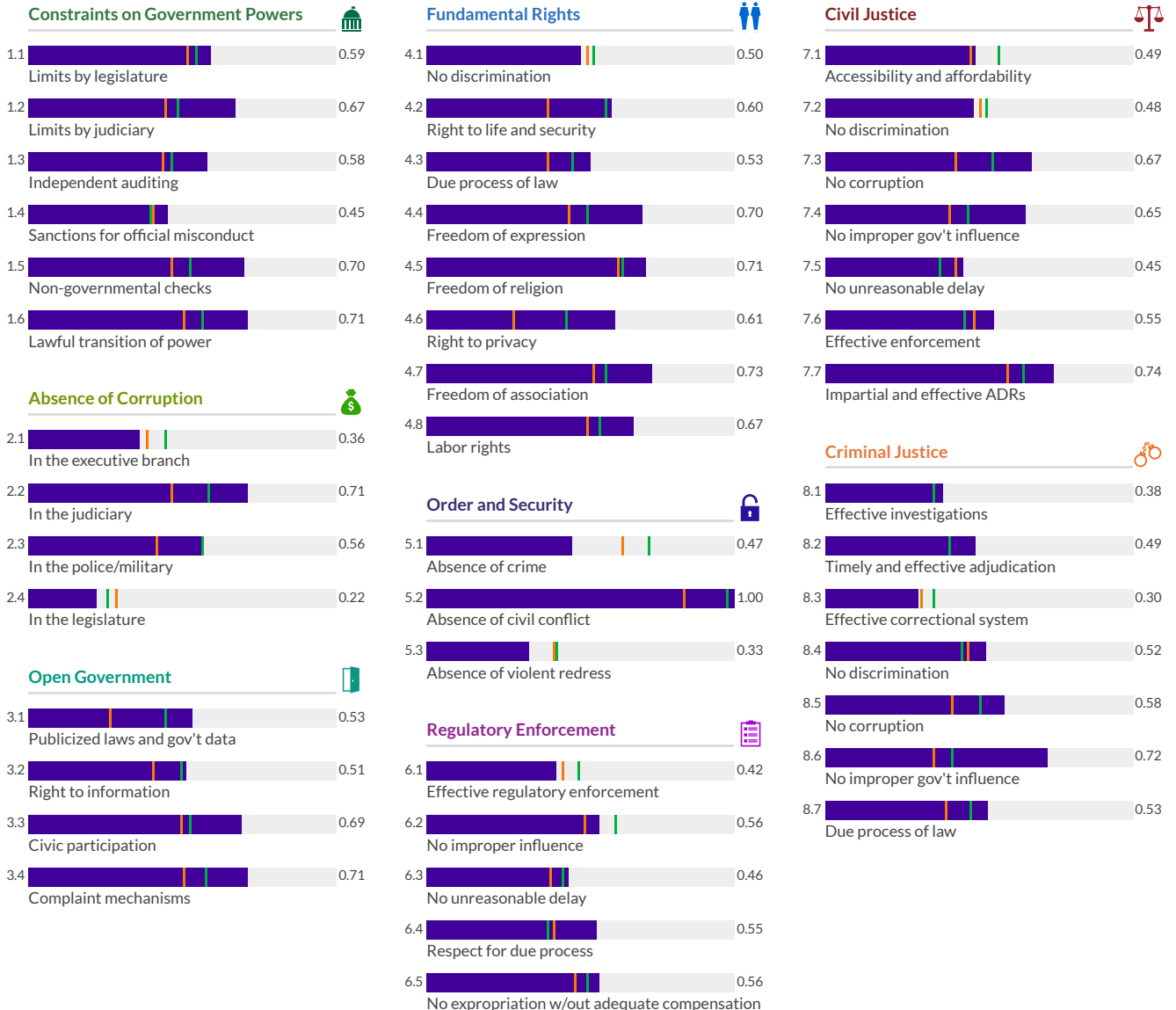
	Factor Score	Score Change	Regional Rank	Income Rank	Global Rank
Constraints on Government Powers	0.61	0.00	3/34	5/41	42/142
Absence of Corruption	0.46	0.00	7/34	17/41	69/142
Open Government	0.61	-0.01	1/34	3/41	36/142
Fundamental Rights	0.63	0.00	3/34	9/41	48/142
Order and Security	0.60	0.00	23/34	35/41	120/142
Regulatory Enforcement	0.51	-0.01	8/34	16/41	63/142
Civil Justice	0.58	-0.01	5/34	10/41	50/142
Criminal Justice	0.50	0.00	5/34	12/41	55/142



\* Indicates statistically significant change at the 10 percent level

Low Medium High

South Africa Sub-Saharan Africa Upper-Middle



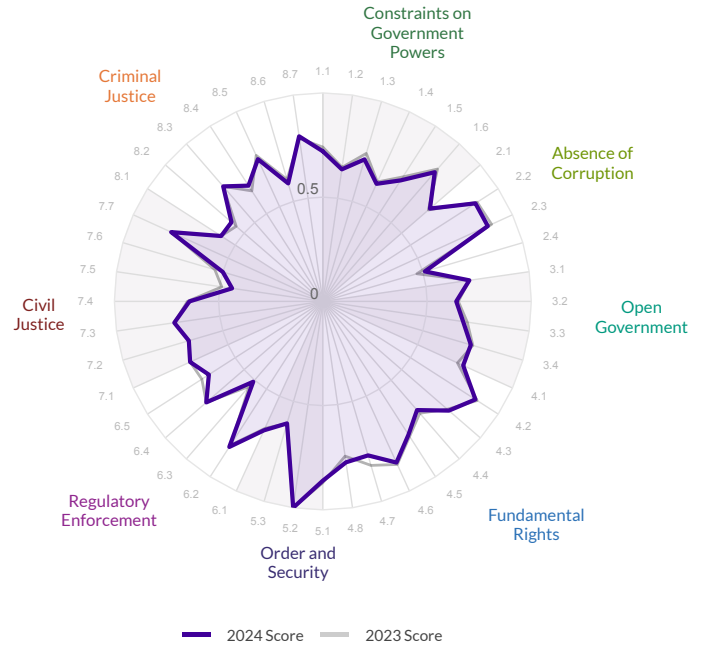
# Spain

Region: EU, EFTA, and North America  
Income Group: High

The scores range from 0 to 1, where 1 signifies the highest possible score and 0 signifies the lowest possible score.

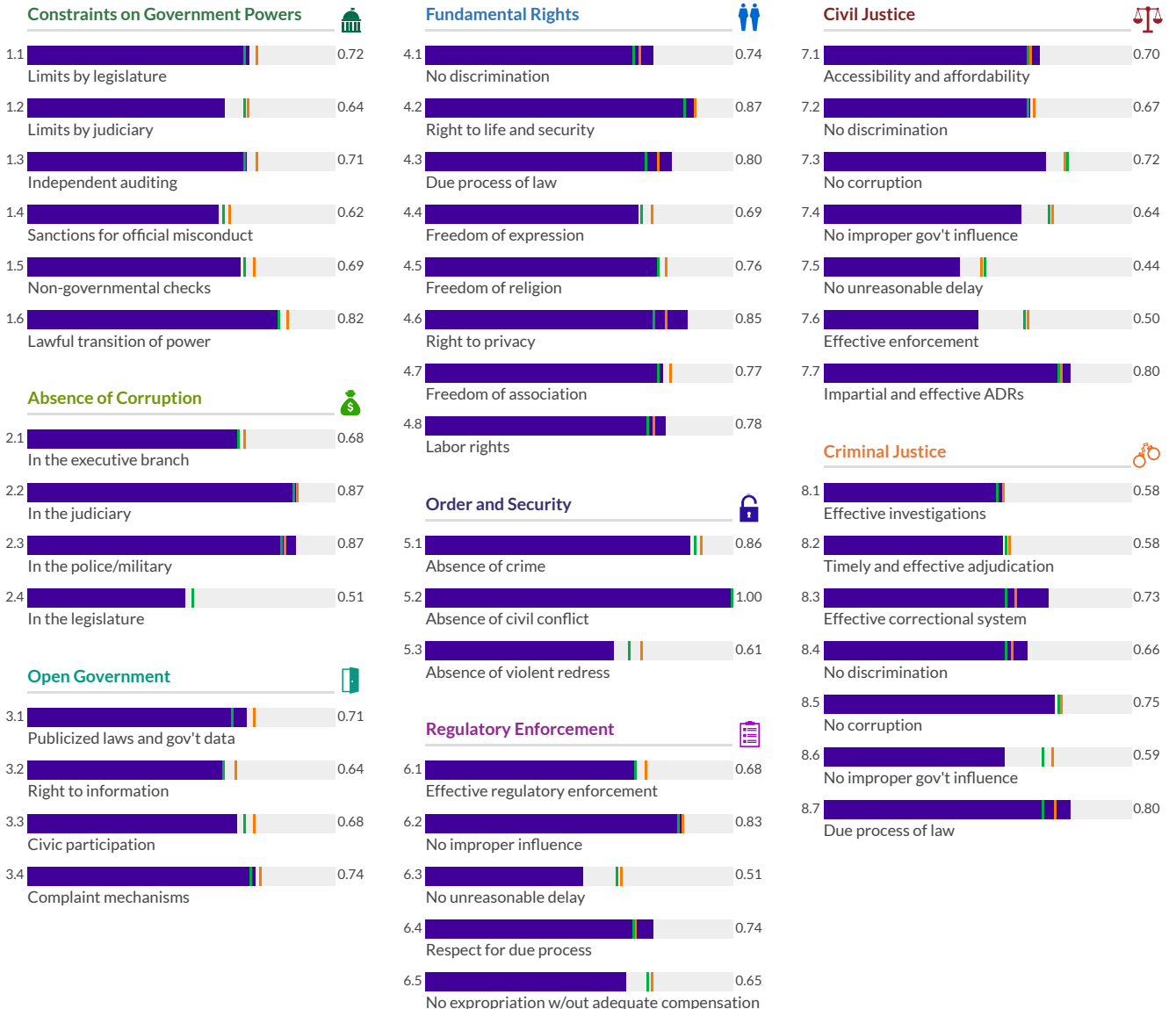
Overall Score	Regional Rank	Income Rank	Global Rank
0.71	18/31	25/47	25/142
Score Change	Rank Change		
-0.01 ▾	-1 ▾		

Factor	Score	Score Change	Regional Rank	Income Rank	Global Rank
Constraints on Government Powers	0.70	-0.02	20/31	26/47	27/142
Absence of Corruption	0.73	0.01	16/31	22/47	22/142
Open Government	0.69	-0.01	19/31	25/47	25/142
Fundamental Rights	0.78	0.00	16/31	19/47	19/142
Order and Security	0.82	0.00	24/31	32/47	35/142
Regulatory Enforcement	0.68	-0.01	19/31	27/47	28/142
Civil Justice	0.64	-0.01	19/31	29/47	31/142
Criminal Justice	0.67	0.00	18/31	25/47	25/142



\* Indicates statistically significant change at the 10 percent level

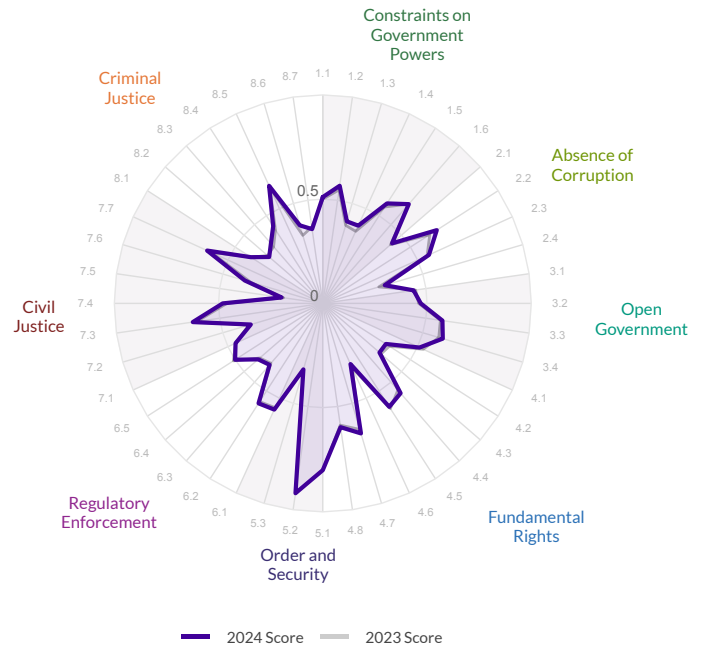
Spain EU, EFTA, and North America High



The scores range from 0 to 1, where 1 signifies the highest possible score and 0 signifies the lowest possible score.

Overall Score	Regional Rank	Income Rank	Global Rank
<b>0.51</b>	<b>2/6</b>	<b>6/38</b>	<b>75/142</b>
Score Change	Rank Change		
<b>0.01▲</b>	<b>2▲</b>		

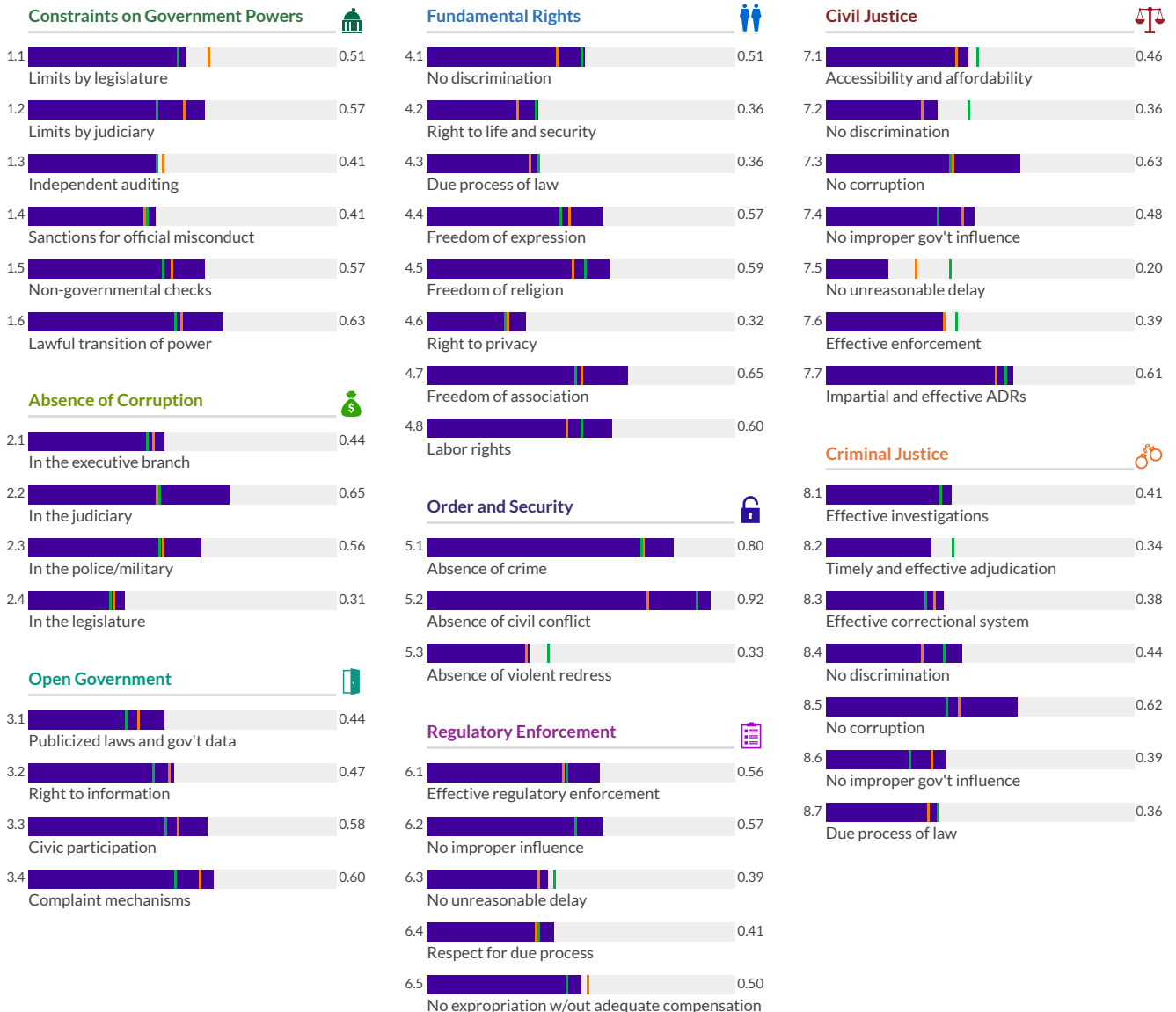
	Factor Score	Score Change	Regional Rank	Income Rank	Global Rank
<b>Constraints on Government Powers</b>	0.51	0.01	3/6	7/38	76/142
<b>Absence of Corruption</b>	0.49	0.02	1/6	3/38	63/142
<b>Open Government</b>	0.52	0.01	2/6	3/38	63/142
<b>Fundamental Rights</b>	0.49	0.00	2/6	7/38	86/142
<b>Order and Security</b>	0.68	0.00	2/6	18/38	93/142
<b>Regulatory Enforcement</b>	0.49	0.01	1/6	8/38	73/142
<b>Civil Justice</b>	0.45	0.01	2/6	20/38	103/142
<b>Criminal Justice</b>	0.42	0.01	2/6	9/38	77/142



\* Indicates statistically significant change at the 10 percent level

Low Medium High

Sri Lanka South Asia Lower-Middle



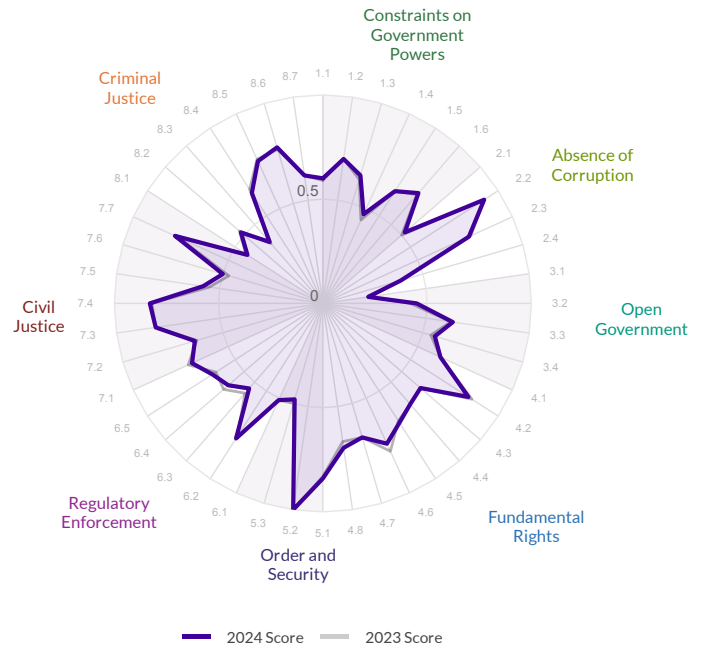
# St. Kitts and Nevis

Region: Latin America and Caribbean  
Income Group: High

The scores range from 0 to 1, where 1 signifies the highest possible score and 0 signifies the lowest possible score.

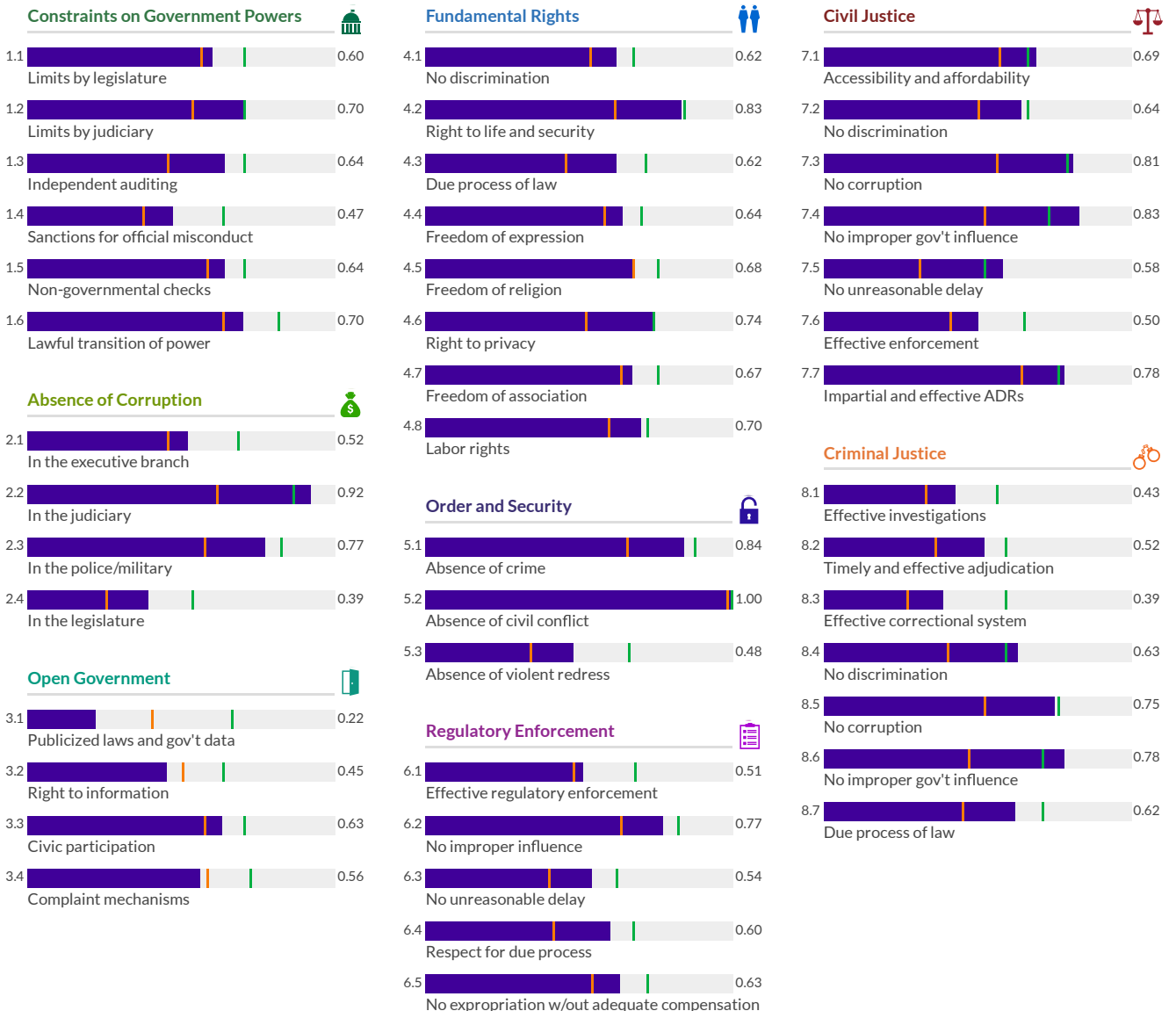
Overall Score	Regional Rank	Income Rank	Global Rank
<b>0.64</b>	<b>6/32</b>	<b>37/47</b>	<b>38/142</b>
Score Change	Rank Change		
<b>0.00</b>	<b>1 ▲</b>		

	Factor Score	Score Change	Regional Rank	Income Rank	Global Rank
<b>Constraints on Government Powers</b>	0.62	0.01	6/32	35/47	40/142
<b>Absence of Corruption</b>	0.65	0.00	6/32	34/47	38/142
<b>Open Government</b>	0.46	0.01	22/32	43/47	82/142
<b>Fundamental Rights</b>	0.69	0.00	7/32	33/47	35/142
<b>Order and Security</b>	0.77	0.00	4/32	39/47	55/142
<b>Regulatory Enforcement</b>	0.61	0.00	6/32	37/47	40/142
<b>Civil Justice</b>	0.69	0.01	2/32	22/47	22/142
<b>Criminal Justice</b>	0.59	0.00	1/32	31/47	31/142



\* Indicates statistically significant change at the 10 percent level

■ St. Kitts and Nevis ■ Latin America and Caribbean ■ High



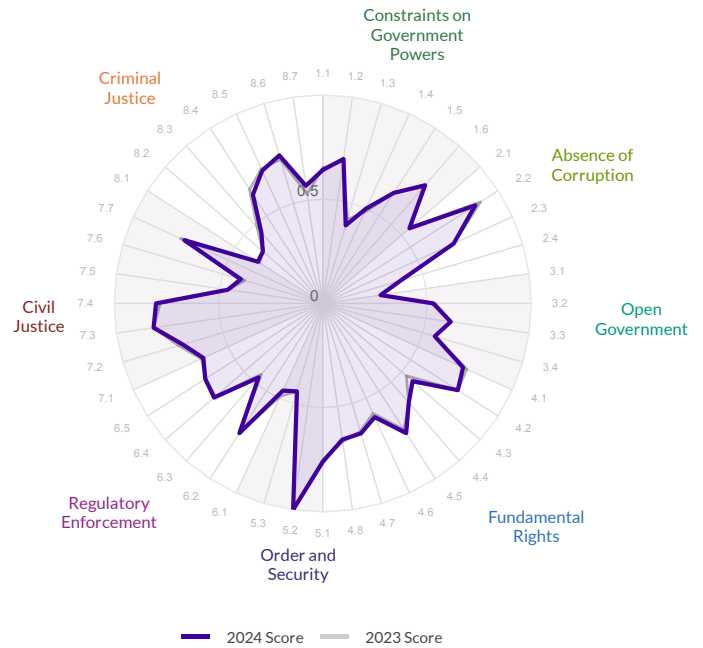
# St. Lucia

Region: Latin America and Caribbean  
Income Group: Upper-Middle

The scores range from 0 to 1, where 1 signifies the highest possible score and 0 signifies the lowest possible score.

Overall Score	Regional Rank	Income Rank	Global Rank
<b>0.62</b>	<b>7/32</b>	<b>2/41</b>	<b>42/142</b>
Score Change	Rank Change		
<b>0.00</b>	<b>1 ▲</b>		

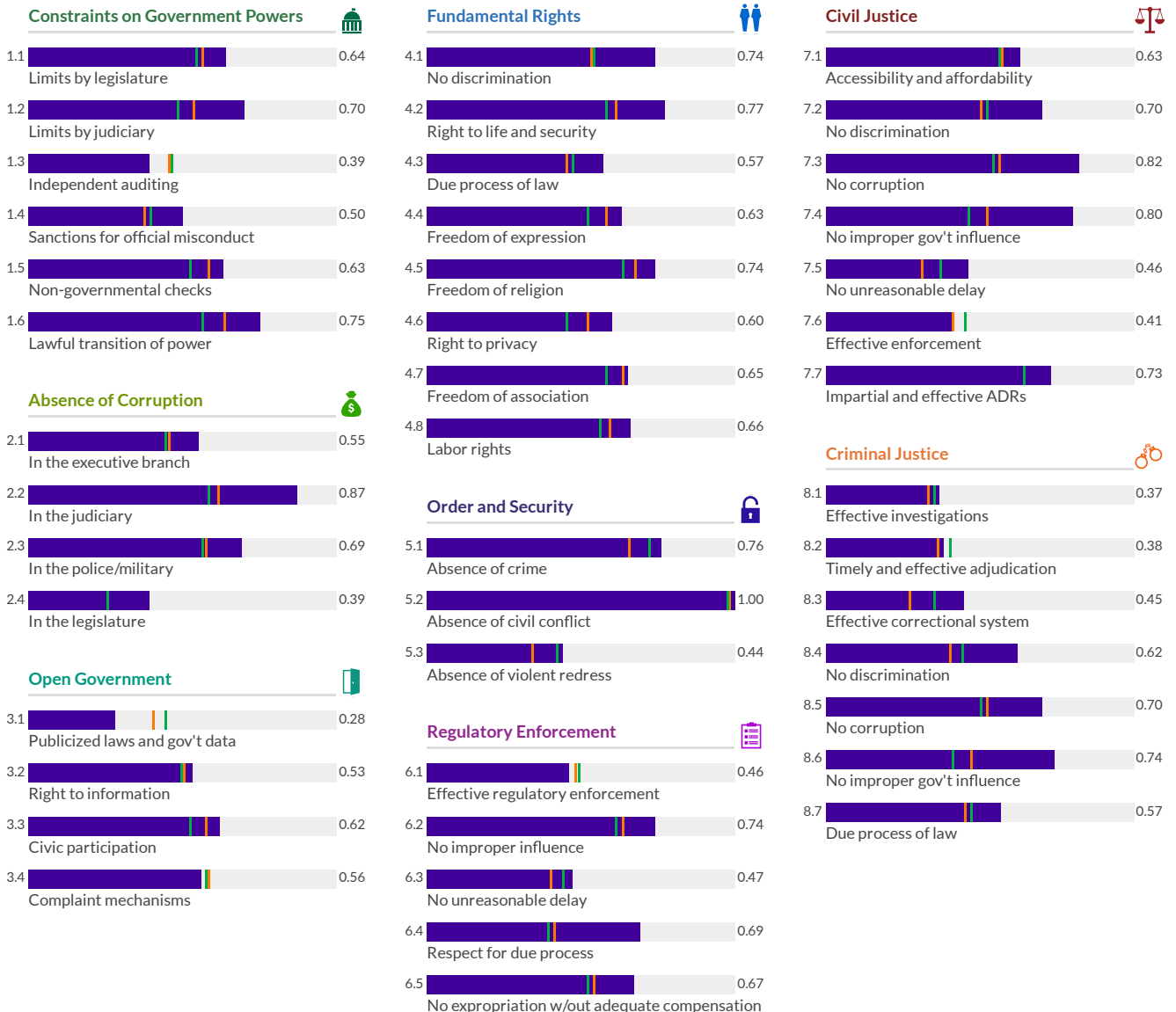
	Factor Score	Score Change	Regional Rank	Income Rank	Global Rank
Constraints on Government Powers	0.60	0.00	8/32	7/41	46/142
Absence of Corruption	0.63	-0.01	10/32	5/41	45/142
Open Government	0.50	0.00	18/32	22/41	70/142
Fundamental Rights	0.67	0.01	9/32	5/41	41/142
Order and Security	0.73	0.00	6/32	19/41	66/142
Regulatory Enforcement	0.61	0.00	7/32	3/41	41/142
Civil Justice	0.65	0.00	4/32	1/41	30/142
Criminal Justice	0.55	0.00	8/32	6/41	45/142



\* Indicates statistically significant change at the 10 percent level

Low Medium High

St. Lucia Latin America and Caribbean Upper-Middle



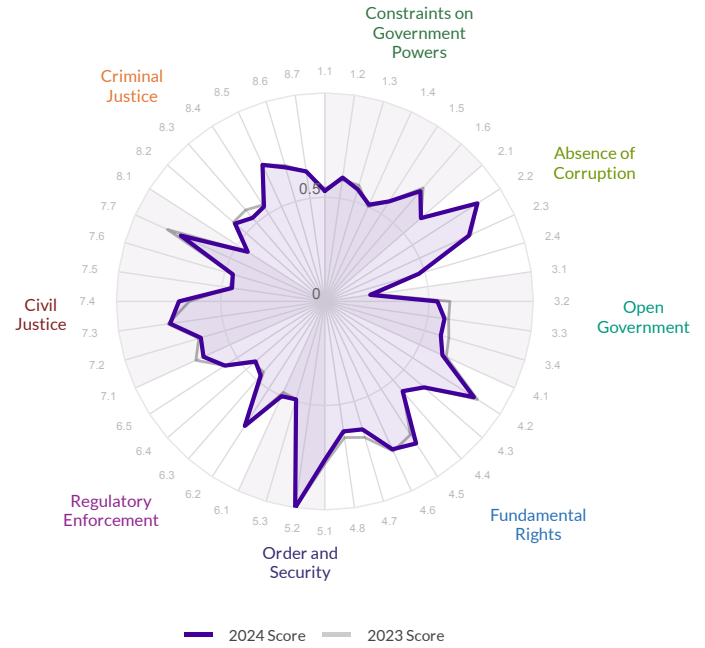
# St. Vincent and the Grenadines

Region: Latin America and Caribbean  
Income Group: Upper-Middle

The scores range from 0 to 1, where 1 signifies the highest possible score and 0 signifies the lowest possible score.

Overall Score	Regional Rank	Income Rank	Global Rank
0.62	8/32	3/41	43/142
Score Change	Rank Change		
-0.01 ▾	-1 ▾		

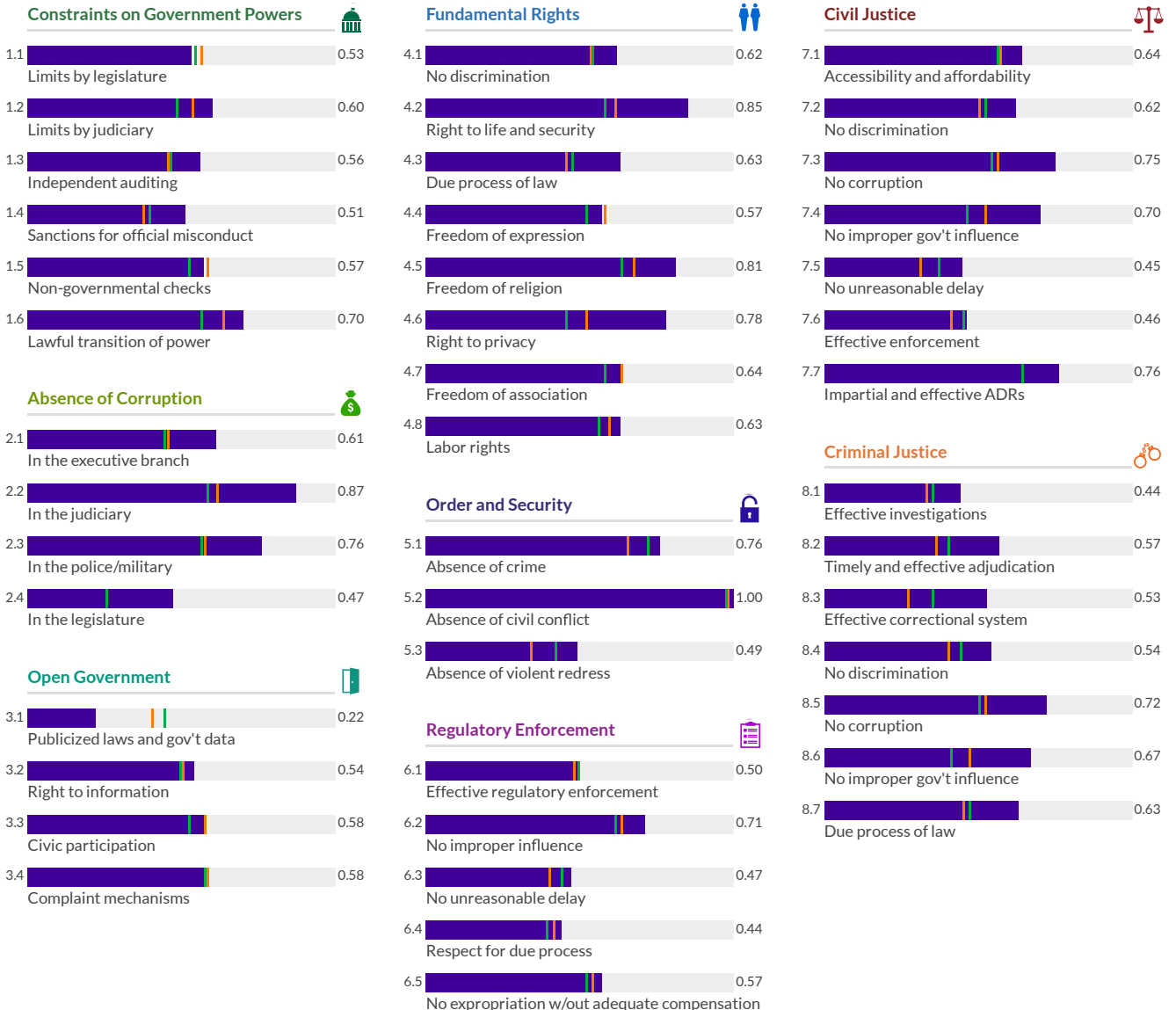
	Factor Score	Score Change	Regional Rank	Income Rank	Global Rank
Constraints on Government Powers	0.58	0.00	11/32	9/41	52/142
Absence of Corruption	0.68	0.00	4/32	1/41	32/142
Open Government	0.48	-0.03	20/32	26/41	76/142
Fundamental Rights	0.69	-0.01	6/32	2/41	34/142
Order and Security	0.75	-0.01	5/32	17/41	63/142
Regulatory Enforcement	0.54	0.00	10/32	11/41	56/142
Civil Justice	0.62	-0.01	5/32	2/41	34/142
Criminal Justice	0.59	-0.01	2/32	1/41	32/142



\* Indicates statistically significant change at the 10 percent level

Low Medium High

St. Vincent and the Grenadines Latin America and Caribbean Upper-Middle





# Sudan

Region: Sub-Saharan Africa  
Income Group: Low

The scores range from 0 to 1, where 1 signifies the highest possible score and 0 signifies the lowest possible score.

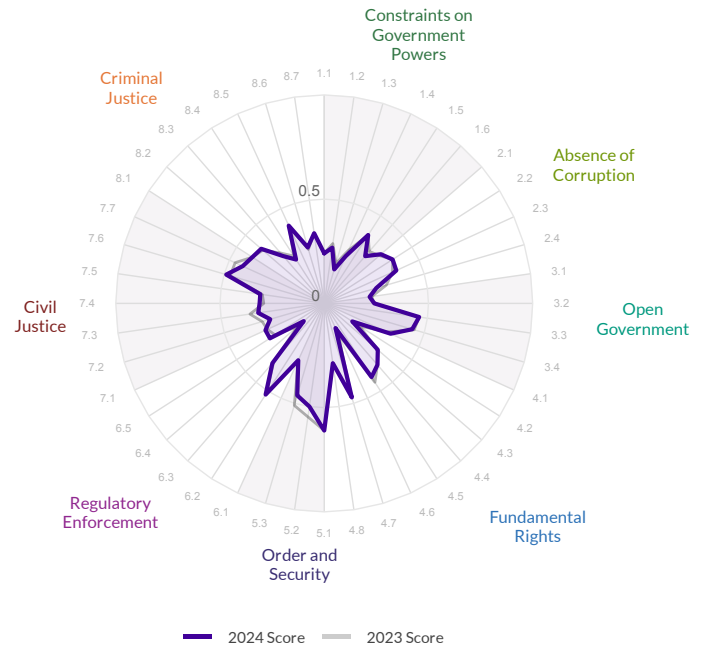
Overall Score	Regional Rank	Income Rank	Global Rank
0.35	33/34	14/16	134/142

Score Change	Rank Change
-0.01 ▾	-2 ▾

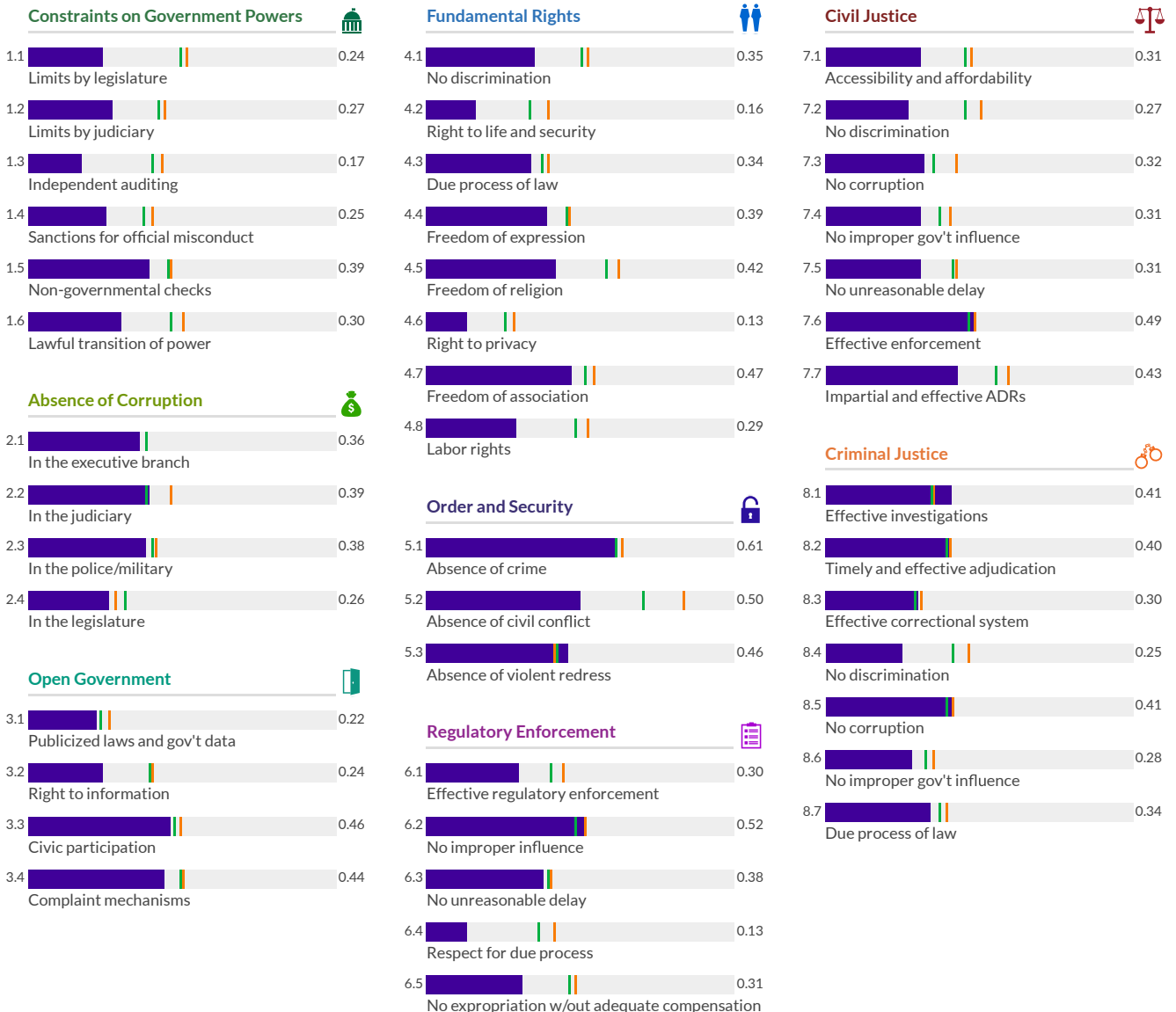
	Factor Score	Score Change	Regional Rank	Income Rank	Global Rank
Constraints on Government Powers	0.27	-0.01	34/34	16/16	136/142
Absence of Corruption	0.35	0.00	20/34	9/16	112/142
Open Government	0.34	-0.01	29/34	13/16	128/142
Fundamental Rights	0.32	-0.01	33/34	14/16	132/142
Order and Security	0.52	-0.03*	28/34	11/16	132/142
Regulatory Enforcement	0.33	0.00	33/34	16/16	138/142
Civil Justice	0.35	-0.01	34/34	15/16	134/142
Criminal Justice	0.34	0.00	23/34	9/16	106/142

\* Indicates statistically significant change at the 10 percent level

Low Medium High



— Sudan — Sub-Saharan Africa — Low



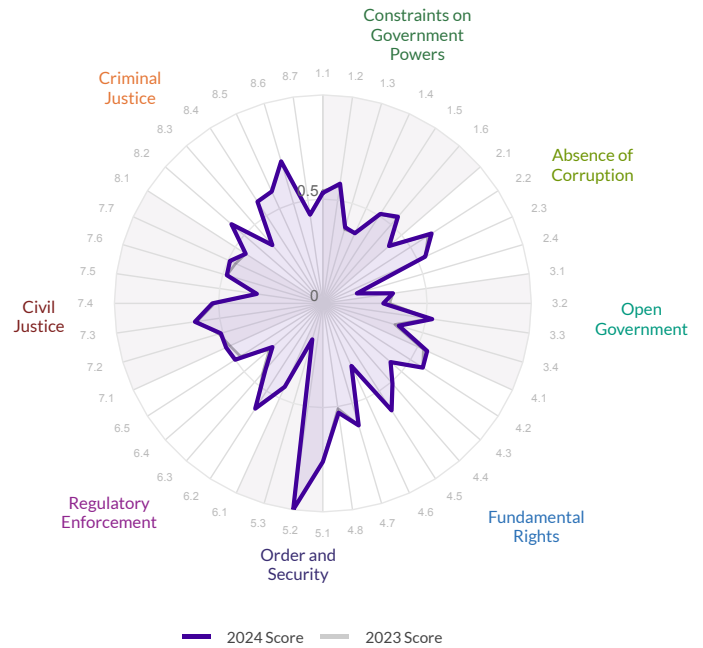
# Suriname

Region: Latin America and Caribbean  
Income Group: Upper-Middle

The scores range from 0 to 1, where 1 signifies the highest possible score and 0 signifies the lowest possible score.

Overall Score	Regional Rank	Income Rank	Global Rank
<b>0.49</b>	<b>19/32</b>	<b>25/41</b>	<b>85/142</b>
Score Change	Rank Change		
<b>0.00</b>	<b>-4 ▼</b>		

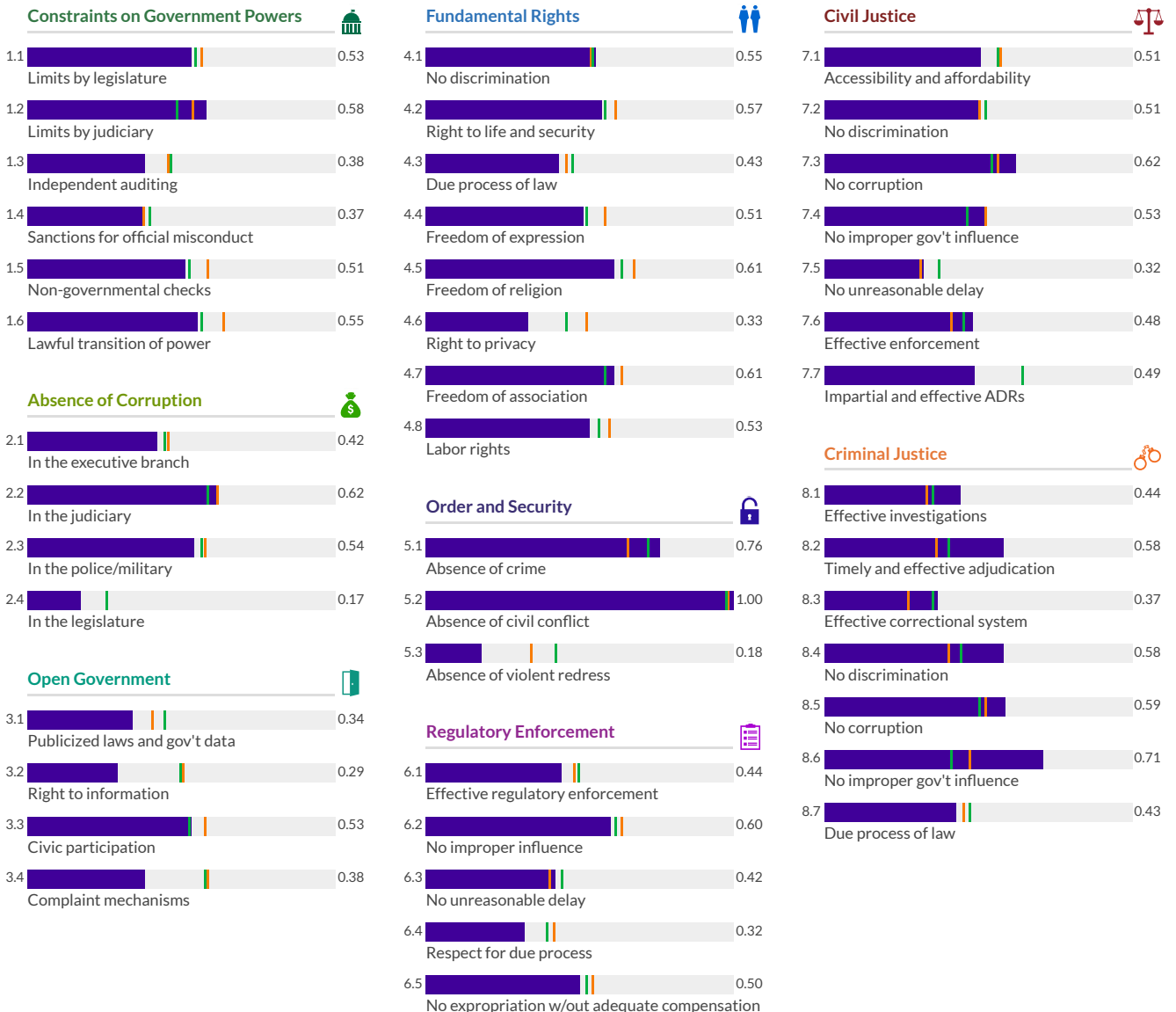
	Factor Score	Score Change	Regional Rank	Income Rank	Global Rank
<b>Constraints on Government Powers</b>	0.49	0.00	24/32	26/41	87/142
<b>Absence of Corruption</b>	0.44	0.00	18/32	25/41	79/142
<b>Open Government</b>	0.38	0.00	29/32	38/41	115/142
<b>Fundamental Rights</b>	0.52	0.00	22/32	26/41	79/142
<b>Order and Security</b>	0.65	0.00	18/32	29/41	105/142
<b>Regulatory Enforcement</b>	0.46	0.00	21/32	28/41	94/142
<b>Civil Justice</b>	0.49	0.01	18/32	25/41	84/142
<b>Criminal Justice</b>	0.53	0.00	12/32	10/41	52/142



\* Indicates statistically significant change at the 10 percent level

Low Medium High

Suriname Latin America and Caribbean Upper-Middle



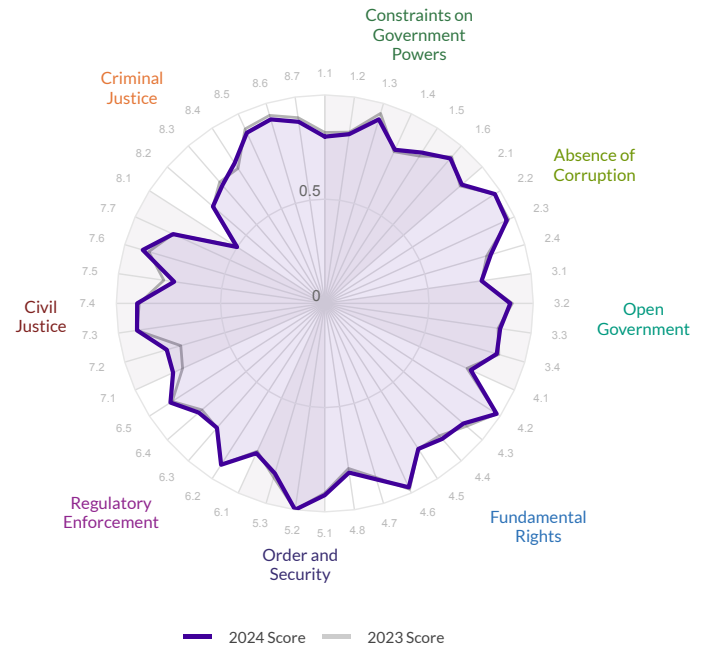
# Sweden

Region: EU, EFTA, and North America  
Income Group: High

The scores range from 0 to 1, where 1 signifies the highest possible score and 0 signifies the lowest possible score.

Overall Score	Regional Rank	Income Rank	Global Rank
<b>0.86</b>	<b>4/31</b>	<b>4/47</b>	<b>4/142</b>
Score Change	Rank Change		
<b>0.00</b>	<b>0</b>		

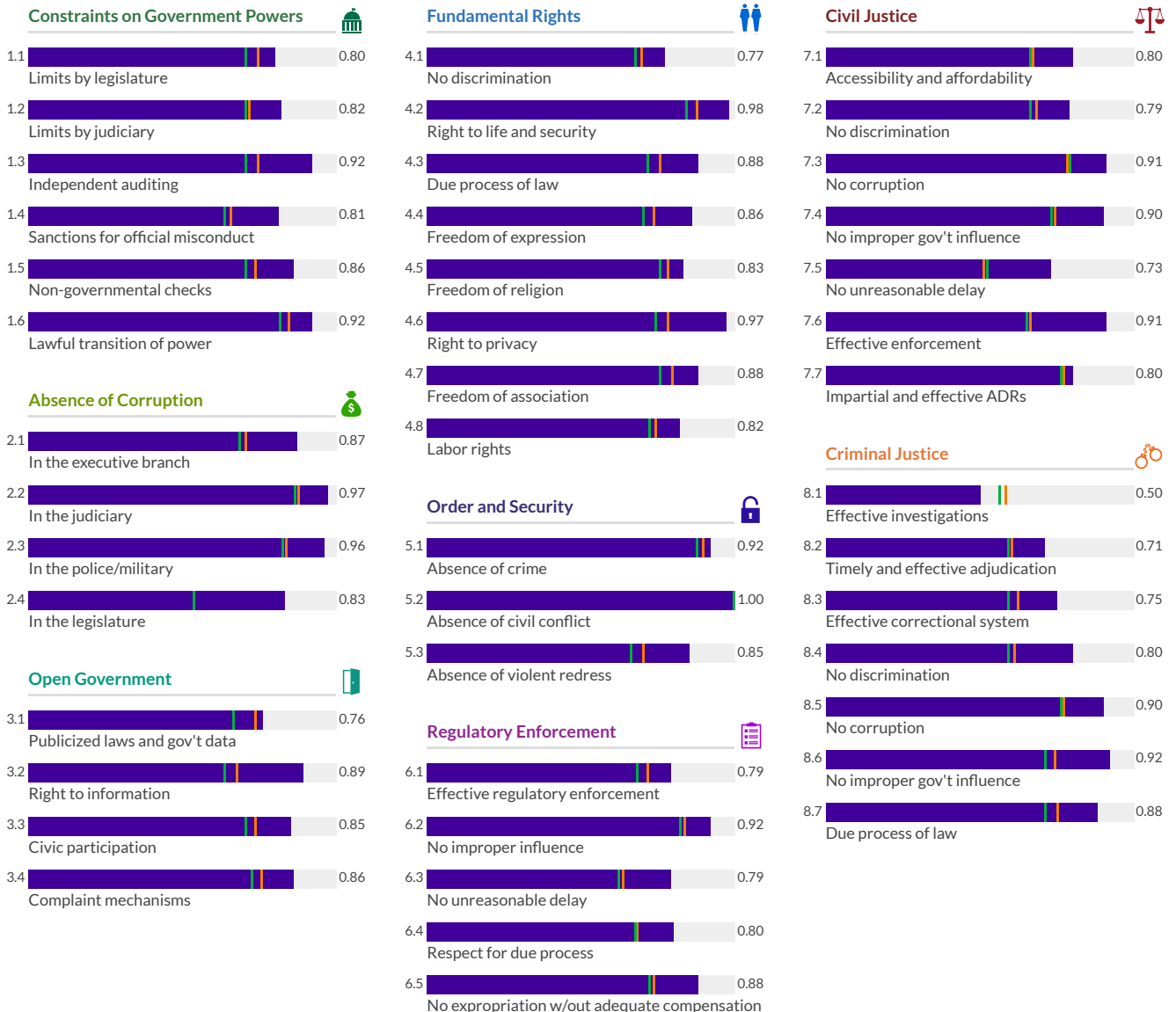
	Factor Score	Score Change	Regional Rank	Income Rank	Global Rank
Constraints on Government Powers	0.86	0.00	5/31	6/47	6/142
Absence of Corruption	0.91	0.01	3/31	4/47	4/142
Open Government	0.84	0.00	4/31	4/47	4/142
Fundamental Rights	0.87	0.01	4/31	4/47	4/142
Order and Security	0.93	0.00	6/31	7/47	7/142
Regulatory Enforcement	0.83	0.00	8/31	10/47	10/142
Civil Justice	0.83	0.02	3/31	3/47	3/142
Criminal Justice	0.78	-0.01	6/31	6/47	6/142



\* Indicates statistically significant change at the 10 percent level

Low Medium High

Sweden EU, EFTA, and North America High



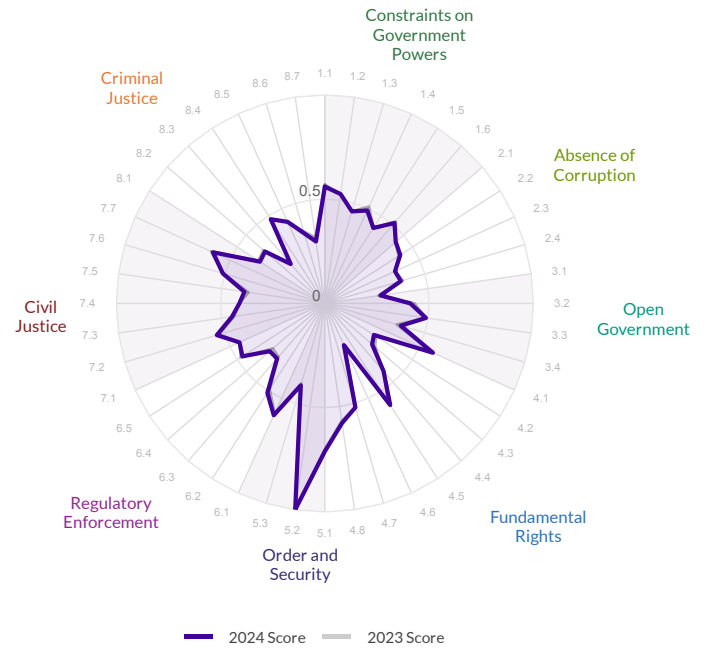
# Tanzania

Region: Sub-Saharan Africa  
Income Group: Lower-Middle

The scores range from 0 to 1, where 1 signifies the highest possible score and 0 signifies the lowest possible score.

Overall Score	Regional Rank	Income Rank	Global Rank
<b>0.47</b>	<b>11/34</b>	<b>15/38</b>	<b>96/142</b>
Score Change	Rank Change		
<b>0.00</b>	<b>2 ▲</b>		

Factor	Score	Score Change	Regional Rank	Income Rank	Global Rank
Constraints on Government Powers	0.50	-0.01	11/34	9/38	81/142
Absence of Corruption	0.41	0.00	13/34	13/38	94/142
Open Government	0.39	0.00	16/34	22/38	111/142
Fundamental Rights	0.44	0.00	22/34	20/38	112/142
Order and Security	0.70	0.00	8/34	11/38	80/142
Regulatory Enforcement	0.46	0.01	16/34	15/38	95/142
Civil Justice	0.48	0.00	12/34	13/38	88/142
Criminal Justice	0.37	-0.01	15/34	18/38	96/142



\* Indicates statistically significant change at the 10 percent level

Legend: Tanzania (dark purple), Sub-Saharan Africa (orange), Lower-Middle (green)

Factor	Score	Sub-Saharan Africa	Lower-Middle
<b>Constraints on Government Powers</b>			
1.1 Limits by legislature	0.56		
1.2 Limits by judiciary	0.53		
1.3 Independent auditing	0.46		
1.4 Sanctions for official misconduct	0.49		
1.5 Non-governmental checks	0.43		
1.6 Lawful transition of power	0.51		
<b>Absence of Corruption</b>			
2.1 In the executive branch	0.45		
2.2 In the judiciary	0.43		
2.3 In the police/military	0.37		
2.4 In the legislature	0.38		
<b>Open Government</b>			
3.1 Publicized laws and gov't data	0.27		
3.2 Right to information	0.41		
3.3 Civic participation	0.49		
3.4 Complaint mechanisms	0.38		
<b>Fundamental Rights</b>			
4.1 No discrimination	0.57		
4.2 Right to life and security	0.28		
4.3 Due process of law	0.30		
4.4 Freedom of expression	0.43		
4.5 Freedom of religion	0.58		
4.6 Right to privacy	0.22		
4.7 Freedom of association	0.52		
4.8 Labor rights	0.58		
<b>Order and Security</b>			
5.1 Absence of crime	0.71		
5.2 Absence of civil conflict	1.00		
5.3 Absence of violent redress	0.41		
<b>Regulatory Enforcement</b>			
6.1 Effective regulatory enforcement	0.59		
6.2 No improper influence	0.51		
6.3 No unreasonable delay	0.35		
6.4 Respect for due process	0.35		
6.5 No expropriation w/out adequate compensation	0.47		
<b>Civil Justice</b>			
7.1 Accessibility and affordability	0.45		
7.2 No discrimination	0.54		
7.3 No corruption	0.45		
7.4 No improper gov't influence	0.41		
7.5 No unreasonable delay	0.39		
7.6 Effective enforcement	0.51		
7.7 Impartial and effective ADRs	0.59		
<b>Criminal Justice</b>			
8.1 Effective investigations	0.37		
8.2 Timely and effective adjudication	0.38		
8.3 Effective correctional system	0.25		
8.4 No discrimination	0.48		
8.5 No corruption	0.43		
8.6 No improper gov't influence	0.35		
8.7 Due process of law	0.30		

# Thailand

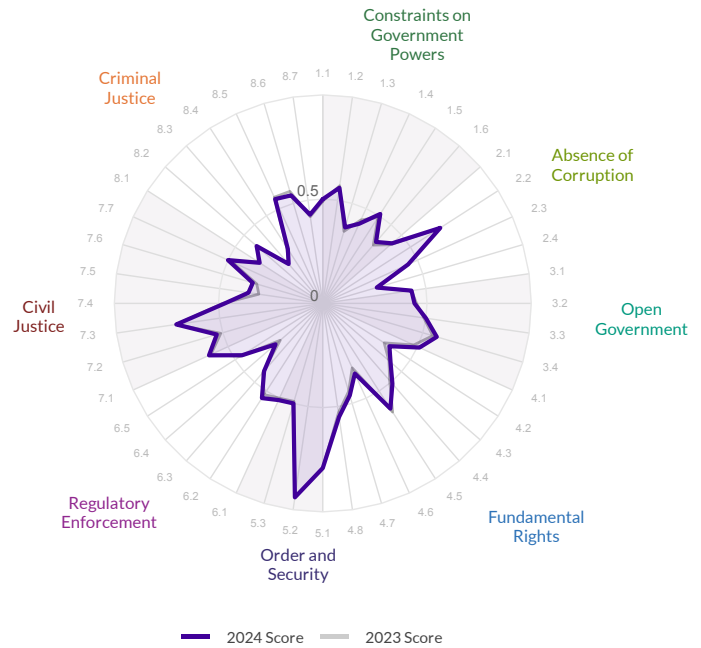
Region: East Asia and Pacific  
Income Group: Upper-Middle

The scores range from 0 to 1, where 1 signifies the highest possible score and 0 signifies the lowest possible score.

Overall Score	Regional Rank	Income Rank	Global Rank
<b>0.50</b>	<b>10/15</b>	<b>22/41</b>	<b>78/142</b>

Score Change	Rank Change
<b>0.01 ▲</b>	<b>4 ▲</b>

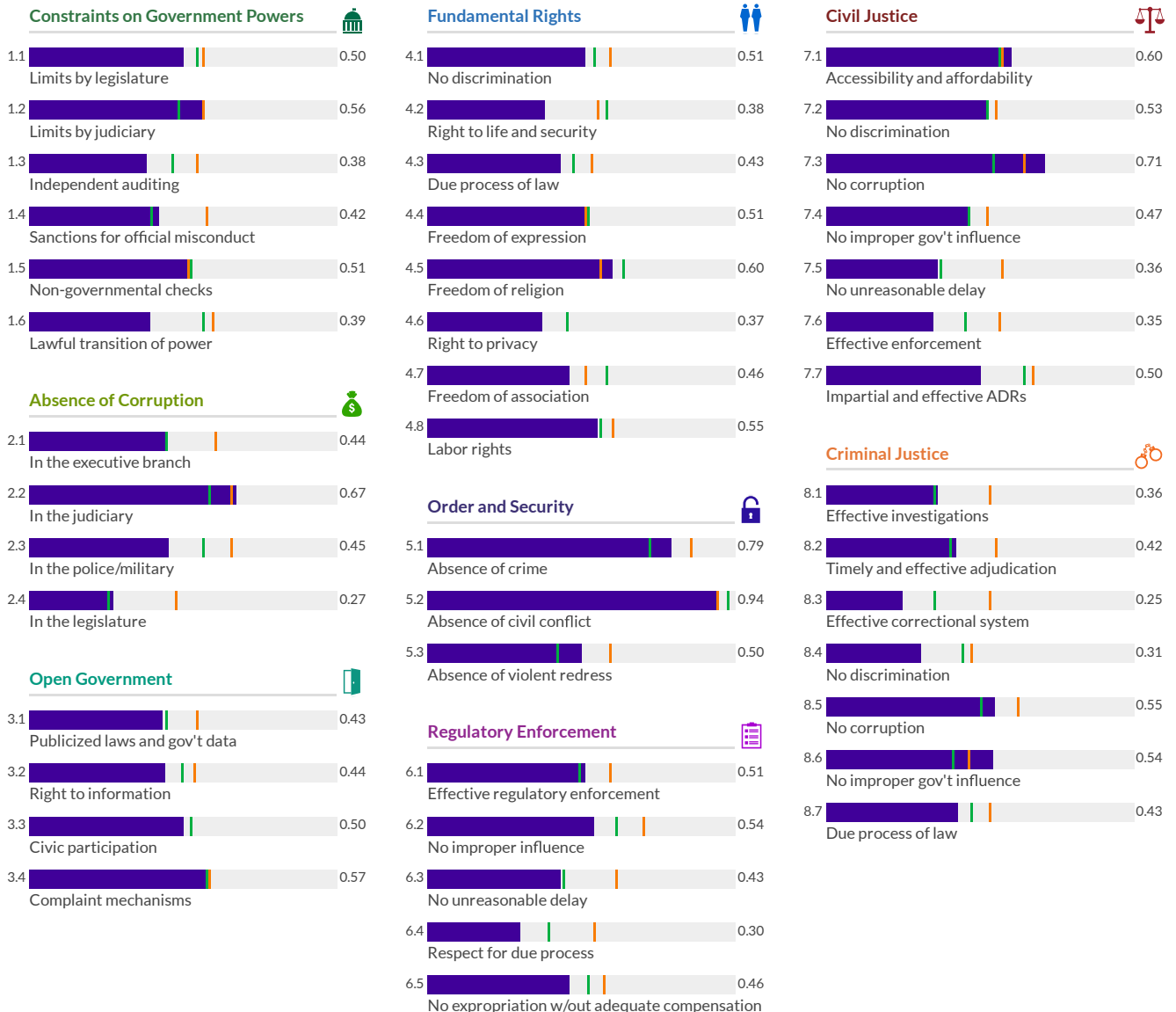
	Factor Score	Score Change	Regional Rank	Income Rank	Global Rank
Constraints on Government Powers	0.46	0.01	12/15	30/41	101/142
Absence of Corruption	0.46	0.01	9/15	18/41	70/142
Open Government	0.48	0.01	9/15	25/41	75/142
Fundamental Rights	0.48	0.02	10/15	32/41	94/142
Order and Security	0.74	0.00	11/15	18/41	65/142
Regulatory Enforcement	0.45	0.01	13/15	31/41	99/142
Civil Justice	0.50	0.02	10/15	22/41	79/142
Criminal Justice	0.41	0.00	11/15	22/41	80/142



\* Indicates statistically significant change at the 10 percent level

Low Medium High

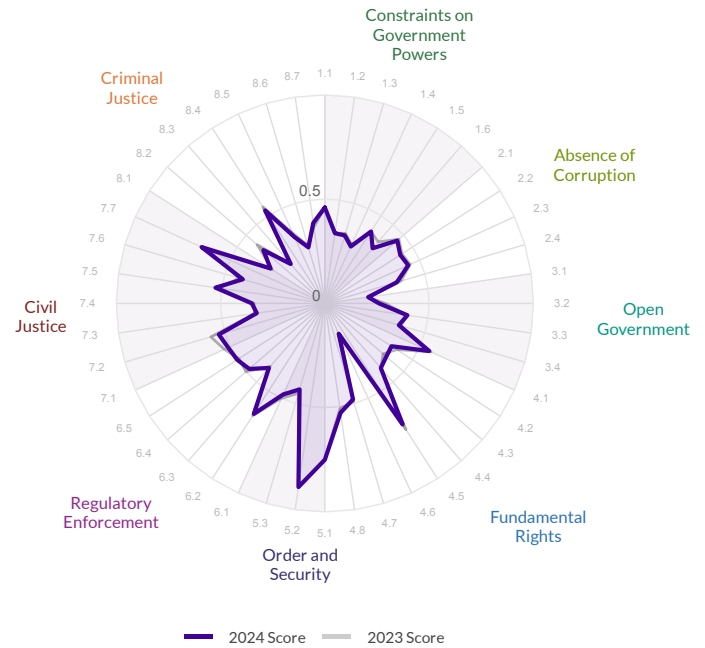
Thailand East Asia and Pacific Upper-Middle



The scores range from 0 to 1, where 1 signifies the highest possible score and 0 signifies the lowest possible score.

Overall Score	Regional Rank	Income Rank	Global Rank
0.45	16/34	5/16	106/142
Score Change	Rank Change		
-0.01 ▾	-4 ▾		

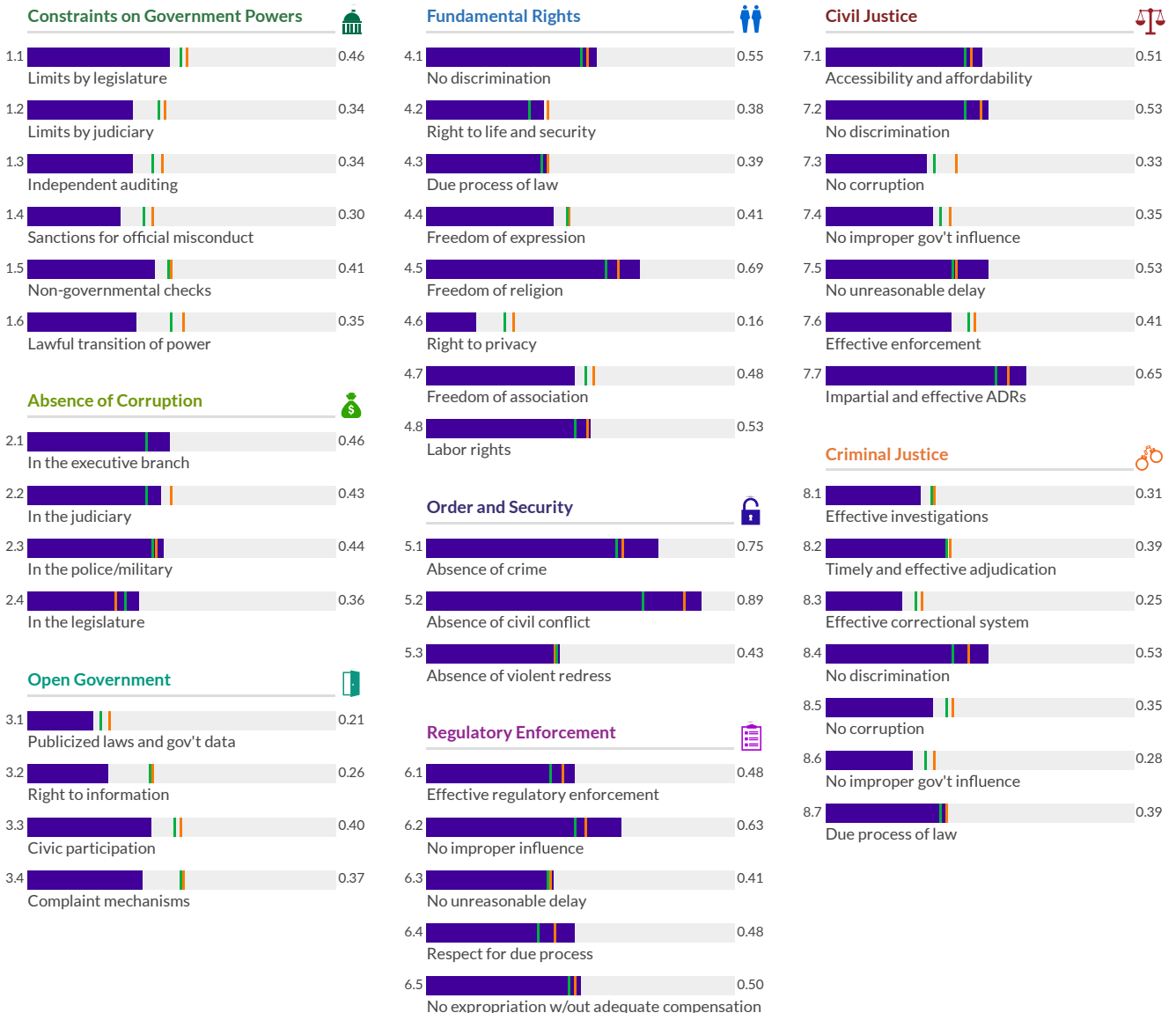
	Factor Score	Score Change	Regional Rank	Income Rank	Global Rank
Constraints on Government Powers	0.37	-0.01	28/34	13/16	119/142
Absence of Corruption	0.42	-0.01	10/34	4/16	85/142
Open Government	0.31	-0.01	32/34	15/16	133/142
Fundamental Rights	0.45	-0.01	20/34	10/16	107/142
Order and Security	0.69	-0.01	11/34	4/16	88/142
Regulatory Enforcement	0.50	-0.01	9/34	2/16	67/142
Civil Justice	0.47	-0.01	13/34	4/16	90/142
Criminal Justice	0.36	-0.01	18/34	6/16	100/142



\* Indicates statistically significant change at the 10 percent level

Low Medium High

Togo Sub-Saharan Africa Low



# Trinidad and Tobago

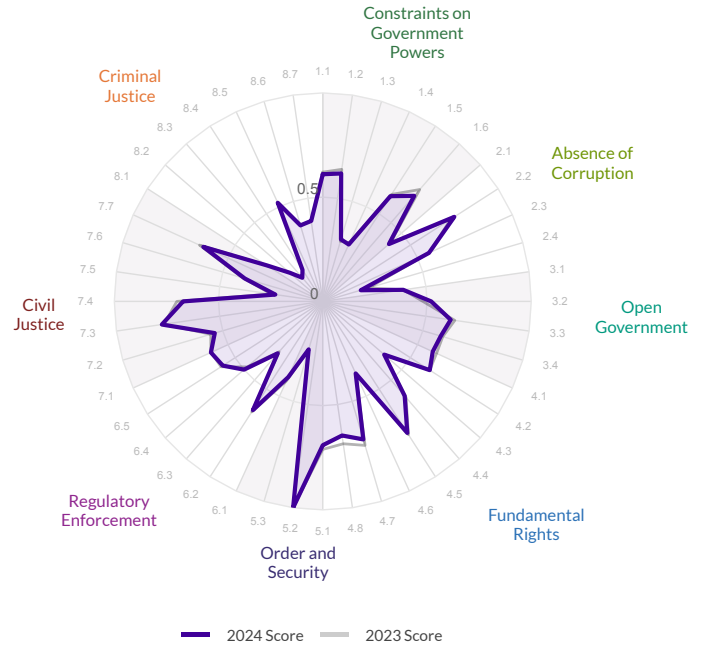
Region: Latin America and Caribbean  
Income Group: High

The scores range from 0 to 1, where 1 signifies the highest possible score and 0 signifies the lowest possible score.

Overall Score	Regional Rank	Income Rank	Global Rank
0.51	15/32	46/47	74/142

Score Change	Rank Change
-0.01 ▾	-4 ▾

Factor	Score	Score Change	Regional Rank	Income Rank	Global Rank
Constraints on Government Powers	0.52	-0.01	17/32	46/47	72/142
Absence of Corruption	0.48	-0.01	13/32	45/47	64/142
Open Government	0.53	0.00	15/32	40/47	61/142
Fundamental Rights	0.58	-0.01	16/32	43/47	63/142
Order and Security	0.65	-0.01	17/32	46/47	104/142
Regulatory Enforcement	0.48	0.00	17/32	45/47	76/142
Civil Justice	0.55	-0.01	14/32	44/47	64/142
Criminal Justice	0.31	0.00	23/32	47/47	121/142



\* Indicates statistically significant change at the 10 percent level

Legend: Trinidad and Tobago (dark blue), Latin America and Caribbean (orange), High (green)

<h3>Constraints on Government Powers</h3> <ul style="list-style-type: none"> <li>1.1 Limits by legislature: 0.61</li> <li>1.2 Limits by judiciary: 0.62</li> <li>1.3 Independent auditing: 0.31</li> <li>1.4 Sanctions for official misconduct: 0.30</li> <li>1.5 Non-governmental checks: 0.60</li> <li>1.6 Lawful transition of power: 0.67</li> </ul>	<h3>Fundamental Rights</h3> <ul style="list-style-type: none"> <li>4.1 No discrimination: 0.58</li> <li>4.2 Right to life and security: 0.61</li> <li>4.3 Due process of law: 0.39</li> <li>4.4 Freedom of expression: 0.60</li> <li>4.5 Freedom of religion: 0.75</li> <li>4.6 Right to privacy: 0.38</li> <li>4.7 Freedom of association: 0.69</li> <li>4.8 Labor rights: 0.65</li> </ul>	<h3>Civil Justice</h3> <ul style="list-style-type: none"> <li>7.1 Accessibility and affordability: 0.59</li> <li>7.2 No discrimination: 0.54</li> <li>7.3 No corruption: 0.78</li> <li>7.4 No improper gov't influence: 0.67</li> <li>7.5 No unreasonable delay: 0.23</li> <li>7.6 Effective enforcement: 0.39</li> <li>7.7 Impartial and effective ADRs: 0.63</li> </ul>
<h3>Absence of Corruption</h3> <ul style="list-style-type: none"> <li>2.1 In the executive branch: 0.42</li> <li>2.2 In the judiciary: 0.75</li> <li>2.3 In the police/military: 0.56</li> <li>2.4 In the legislature: 0.19</li> </ul>	<h3>Order and Security</h3> <ul style="list-style-type: none"> <li>5.1 Absence of crime: 0.69</li> <li>5.2 Absence of civil conflict: 1.00</li> <li>5.3 Absence of violent redress: 0.24</li> </ul>	<h3>Criminal Justice</h3> <ul style="list-style-type: none"> <li>8.1 Effective investigations: 0.32</li> <li>8.2 Timely and effective adjudication: 0.21</li> <li>8.3 Effective correctional system: 0.15</li> <li>8.4 No discrimination: 0.18</li> <li>8.5 No corruption: 0.52</li> <li>8.6 No improper gov't influence: 0.38</li> <li>8.7 Due process of law: 0.39</li> </ul>
<h3>Open Government</h3> <ul style="list-style-type: none"> <li>3.1 Publicized laws and gov't data: 0.39</li> <li>3.2 Right to information: 0.52</li> <li>3.3 Civic participation: 0.62</li> <li>3.4 Complaint mechanisms: 0.59</li> </ul>	<h3>Regulatory Enforcement</h3> <ul style="list-style-type: none"> <li>6.1 Effective regulatory enforcement: 0.40</li> <li>6.2 No improper influence: 0.62</li> <li>6.3 No unreasonable delay: 0.33</li> <li>6.4 Respect for due process: 0.50</li> <li>6.5 No expropriation w/out adequate compensation: 0.57</li> </ul>	

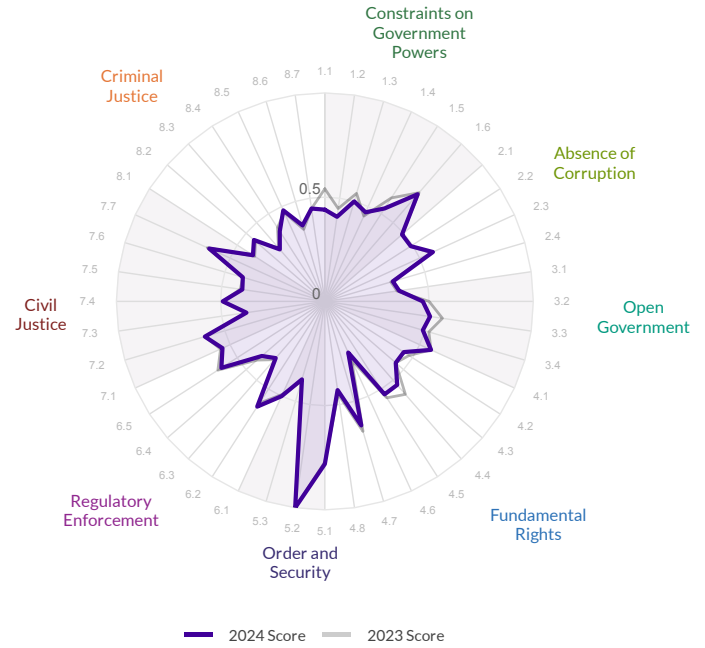
# Tunisia

Region: Middle East and North Africa  
Income Group: Lower-Middle

The scores range from 0 to 1, where 1 signifies the highest possible score and 0 signifies the lowest possible score.

Overall Score	Regional Rank	Income Rank	Global Rank
0.50	4/9	7/38	76/142
Score Change	Rank Change		
-0.01 ▾	-4 ▾		

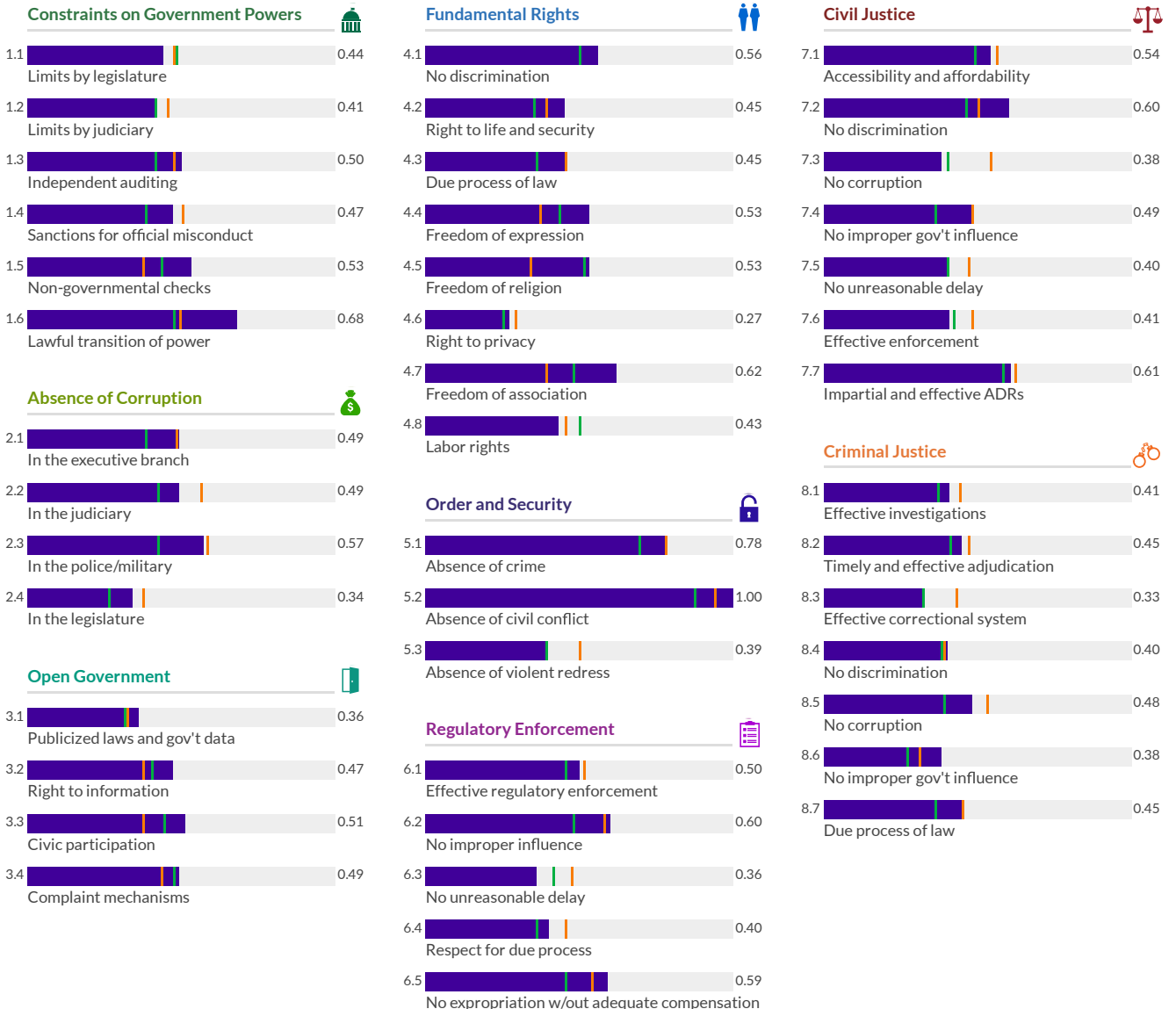
Factor	Score	Score Change	Regional Rank	Income Rank	Global Rank
Constraints on Government Powers	0.51	-0.04	4/9	8/38	79/142
Absence of Corruption	0.47	0.01	4/9	4/38	66/142
Open Government	0.46	-0.03*	1/9	10/38	85/142
Fundamental Rights	0.48	-0.03	1/9	10/38	92/142
Order and Security	0.72	0.00	5/9	8/38	69/142
Regulatory Enforcement	0.49	-0.01	6/9	7/38	72/142
Civil Justice	0.49	-0.01	7/9	12/38	86/142
Criminal Justice	0.41	0.00	5/9	11/38	79/142



\* Indicates statistically significant change at the 10 percent level

Low Medium High

Tunisia Middle East and North Africa Lower-Middle





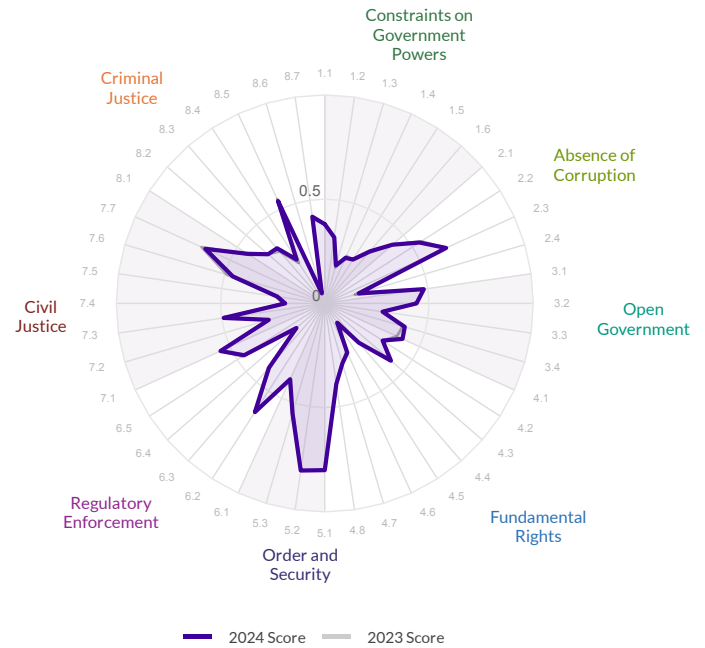
# Türkiye

Region: Eastern Europe and Central Asia  
Income Group: Upper-Middle

The scores range from 0 to 1, where 1 signifies the highest possible score and 0 signifies the lowest possible score.

Overall Score	Regional Rank	Income Rank	Global Rank
0.42	15/15	38/41	117/142
Score Change	Rank Change		
0.00	0		

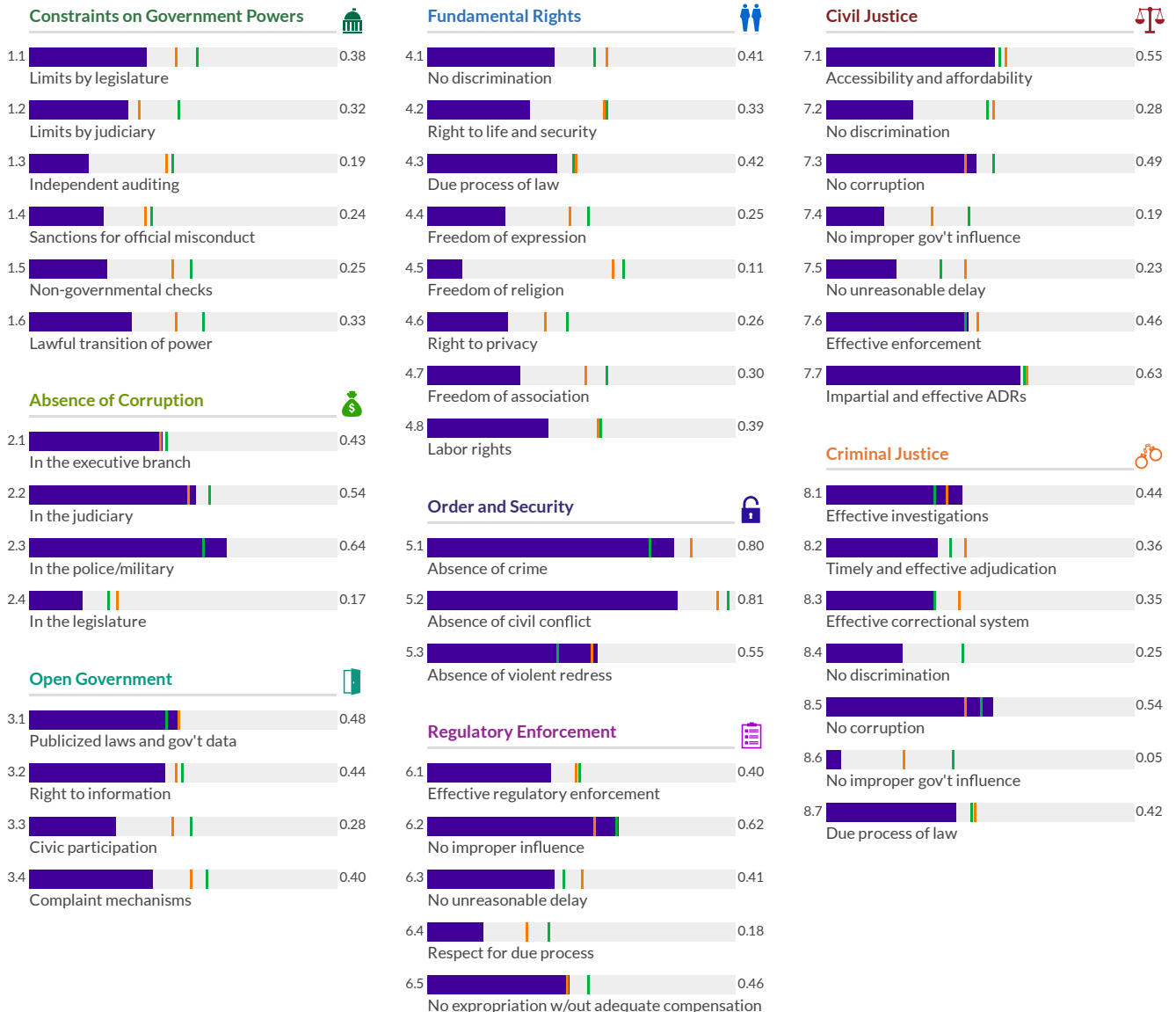
	Factor Score	Score Change	Regional Rank	Income Rank	Global Rank
Constraints on Government Powers	0.29	0.00	14/15	39/41	135/142
Absence of Corruption	0.45	0.00	8/15	24/41	78/142
Open Government	0.40	0.00	13/15	37/41	108/142
Fundamental Rights	0.31	0.01	15/15	39/41	133/142
Order and Security	0.72	0.00	13/15	20/41	70/142
Regulatory Enforcement	0.42	0.00	14/15	40/41	117/142
Civil Justice	0.40	-0.01	15/15	36/41	122/142
Criminal Justice	0.34	0.00	13/15	30/41	107/142



\* Indicates statistically significant change at the 10 percent level

Low Medium High

Türkiye Eastern Europe and Central Asia Upper-Middle



# Uganda

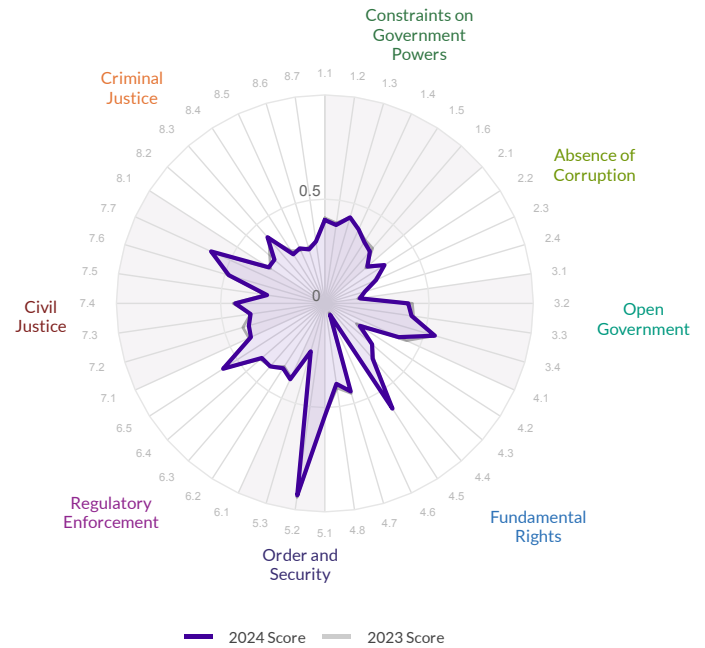
Region: Sub-Saharan Africa  
Income Group: Low

The scores range from 0 to 1, where 1 signifies the highest possible score and 0 signifies the lowest possible score.

Overall Score	Regional Rank	Income Rank	Global Rank
0.39	29/34	12/16	126/142

Score Change	Rank Change
0.00	-1 ▼

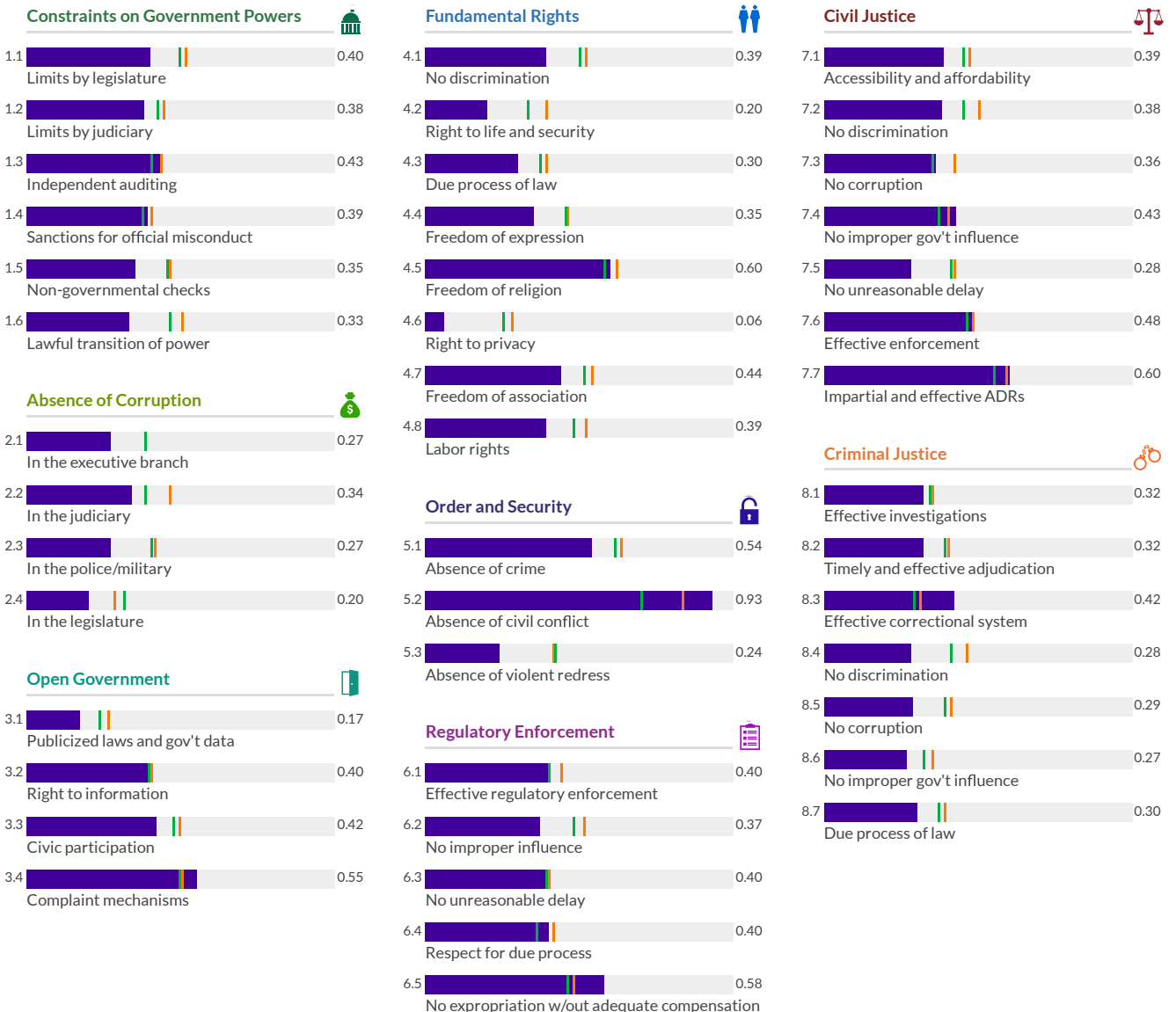
	Factor Score	Score Change	Regional Rank	Income Rank	Global Rank
Constraints on Government Powers	0.38	-0.01	24/34	11/16	114/142
Absence of Corruption	0.27	0.00	31/34	15/16	134/142
Open Government	0.39	0.00	18/34	7/16	113/142
Fundamental Rights	0.34	-0.01	31/34	13/16	128/142
Order and Security	0.57	-0.01	25/34	9/16	127/142
Regulatory Enforcement	0.43	0.00	21/34	7/16	112/142
Civil Justice	0.42	-0.01	24/34	8/16	115/142
Criminal Justice	0.32	0.00	25/34	10/16	115/142



\* Indicates statistically significant change at the 10 percent level

Low Medium High

Uganda Sub-Saharan Africa Low



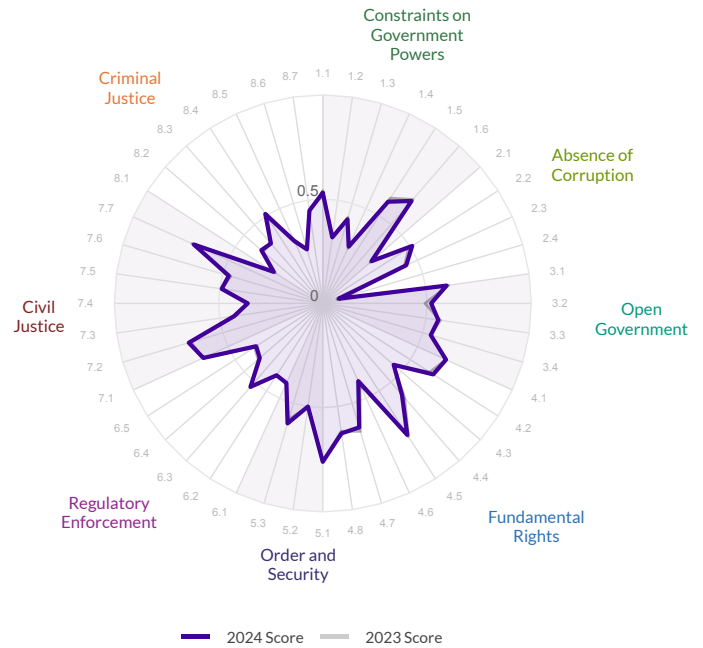
# Ukraine

Region: Eastern Europe and Central Asia  
Income Group: Lower-Middle

The scores range from 0 to 1, where 1 signifies the highest possible score and 0 signifies the lowest possible score.

Overall Score	Regional Rank	Income Rank	Global Rank
0.49	9/15	12/38	88/142
Score Change	Rank Change		
0.00	1▲		

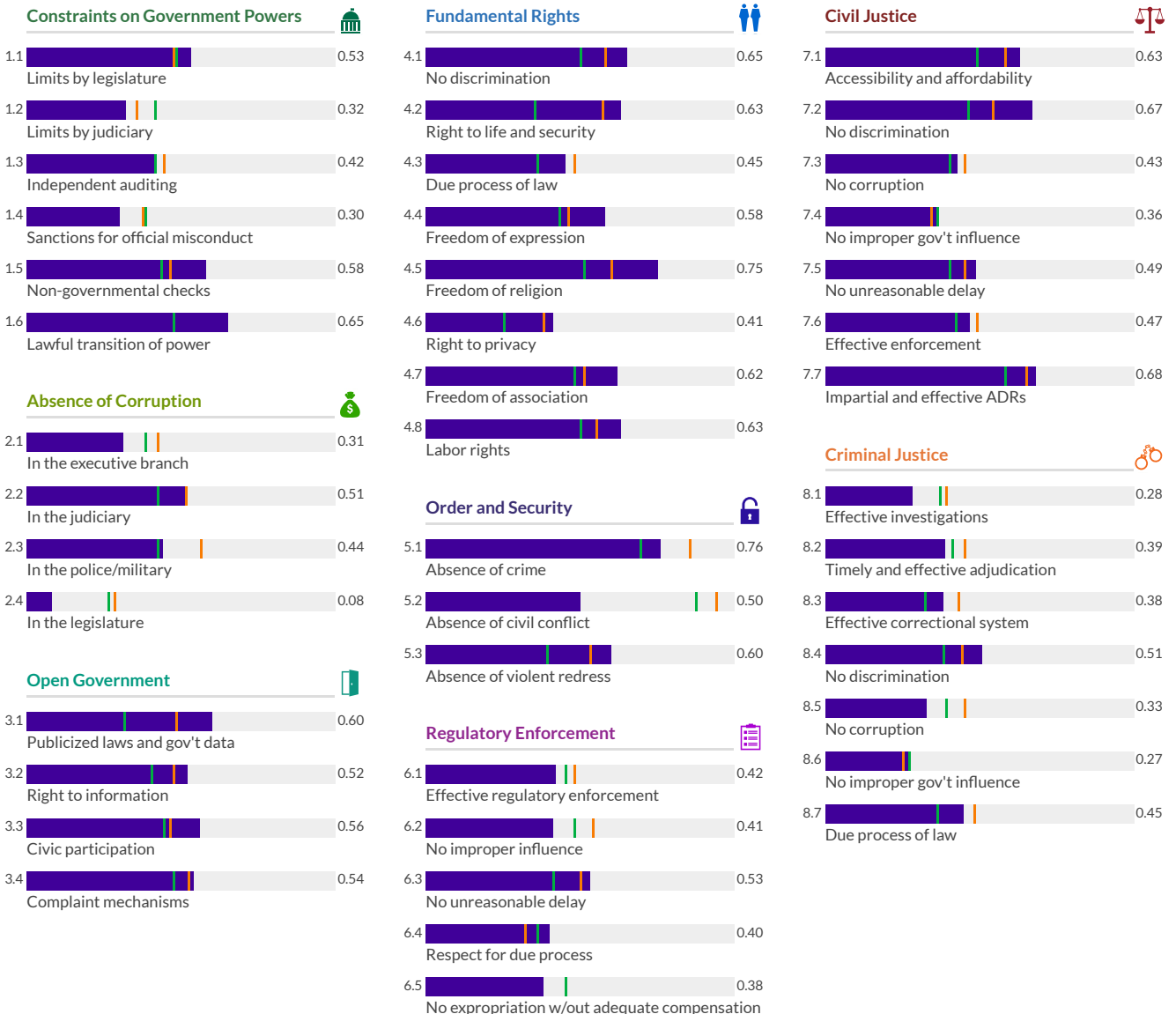
	Factor Score	Score Change	Regional Rank	Income Rank	Global Rank
Constraints on Government Powers	0.46	-0.01	6/15	18/38	98/142
Absence of Corruption	0.34	0.01	14/15	23/38	116/142
Open Government	0.56	0.00	4/15	2/38	52/142
Fundamental Rights	0.59	0.00	6/15	1/38	59/142
Order and Security	0.62	0.01	15/15	30/38	115/142
Regulatory Enforcement	0.43	0.00	12/15	23/38	113/142
Civil Justice	0.53	0.00	4/15	6/38	67/142
Criminal Justice	0.37	0.01	12/15	16/38	94/142



\* Indicates statistically significant change at the 10 percent level

Low Medium High

Ukraine Eastern Europe and Central Asia Lower-Middle



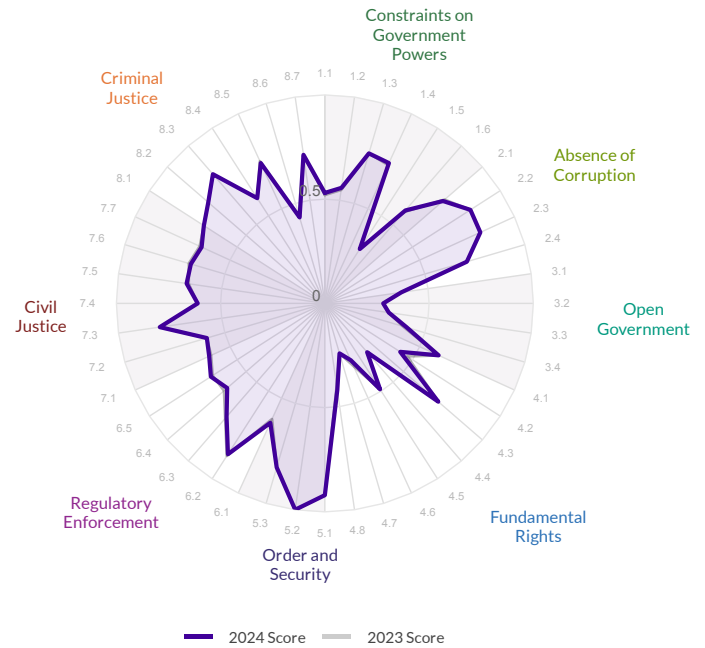
# United Arab Emirates

Region: Middle East and North Africa  
Income Group: High

The scores range from 0 to 1, where 1 signifies the highest possible score and 0 signifies the lowest possible score.

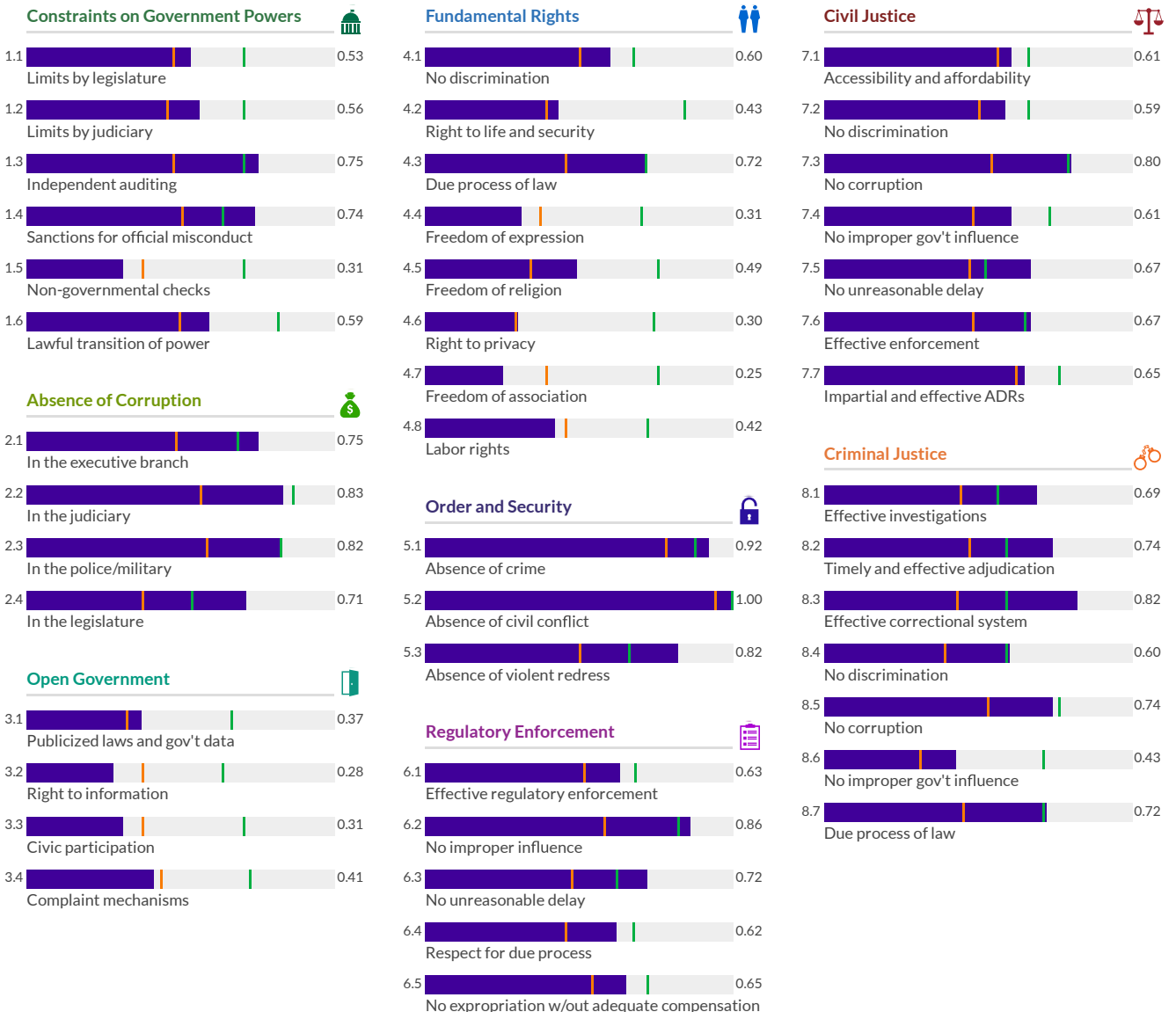
Overall Score	Regional Rank	Income Rank	Global Rank
0.64	1/9	38/47	39/142
Score Change	Rank Change		
0.00	-2 ▼		

	Factor Score	Score Change	Regional Rank	Income Rank	Global Rank
Constraints on Government Powers	0.58	0.01	1/9	40/47	50/142
Absence of Corruption	0.78	0.00	1/9	19/47	19/142
Open Government	0.34	0.01	7/9	47/47	126/142
Fundamental Rights	0.44	-0.01	5/9	47/47	109/142
Order and Security	0.91	0.00	1/9	11/47	11/142
Regulatory Enforcement	0.70	0.00	1/9	26/47	26/142
Civil Justice	0.66	0.00	1/9	28/47	28/142
Criminal Justice	0.68	0.00	1/9	22/47	22/142



\* Indicates statistically significant change at the 10 percent level

United Arab Emirates Middle East and North Africa High



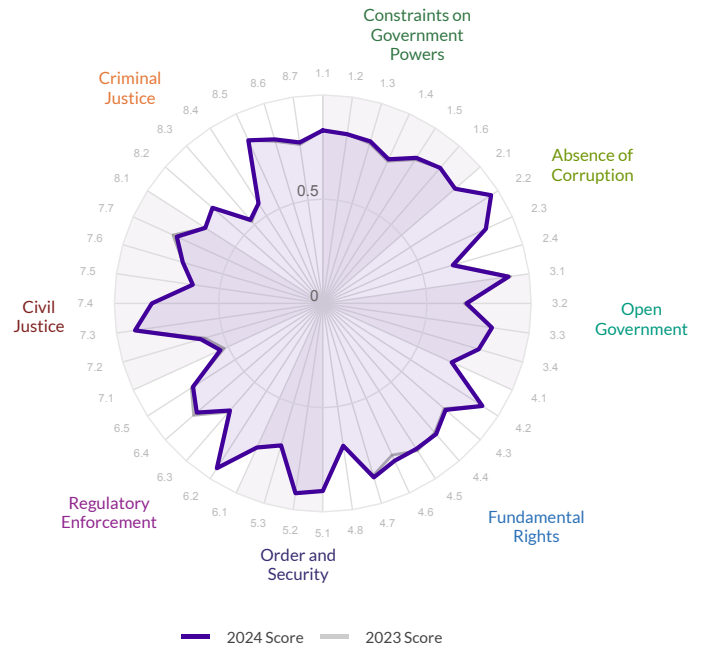
# United Kingdom

Region: EU, EFTA, and North America  
Income Group: High

The scores range from 0 to 1, where 1 signifies the highest possible score and 0 signifies the lowest possible score.

Overall Score	Regional Rank	Income Rank	Global Rank
<b>0.78</b>	<b>12/31</b>	<b>15/47</b>	<b>15/142</b>
Score Change	Rank Change		
<b>0.00</b>	<b>0</b>		

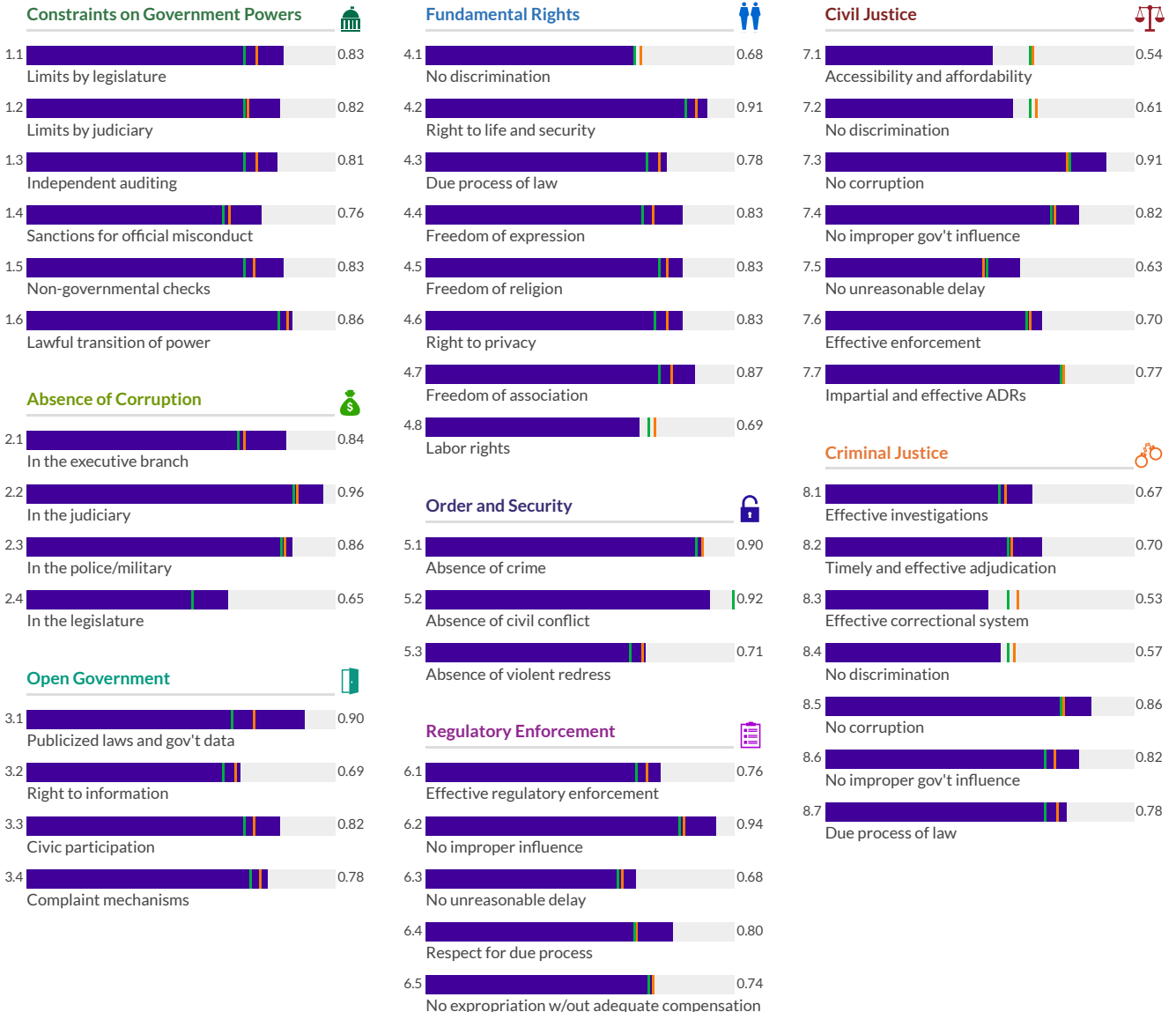
Factor	Score	Score Change	Regional Rank	Income Rank	Global Rank
Constraints on Government Powers	0.82	0.01	11/31	12/47	12/142
Absence of Corruption	0.83	0.00	9/31	13/47	13/142
Open Government	0.80	0.00	9/31	11/47	11/142
Fundamental Rights	0.80	0.00	13/31	14/47	14/142
Order and Security	0.84	0.00	20/31	28/47	30/142
Regulatory Enforcement	0.78	-0.01	13/31	18/47	18/142
Civil Justice	0.71	0.00	14/31	21/47	21/142
Criminal Justice	0.70	0.00	13/31	18/47	18/142



\* Indicates statistically significant change at the 10 percent level

Low Medium High

United Kingdom EU, EFTA, and North America High



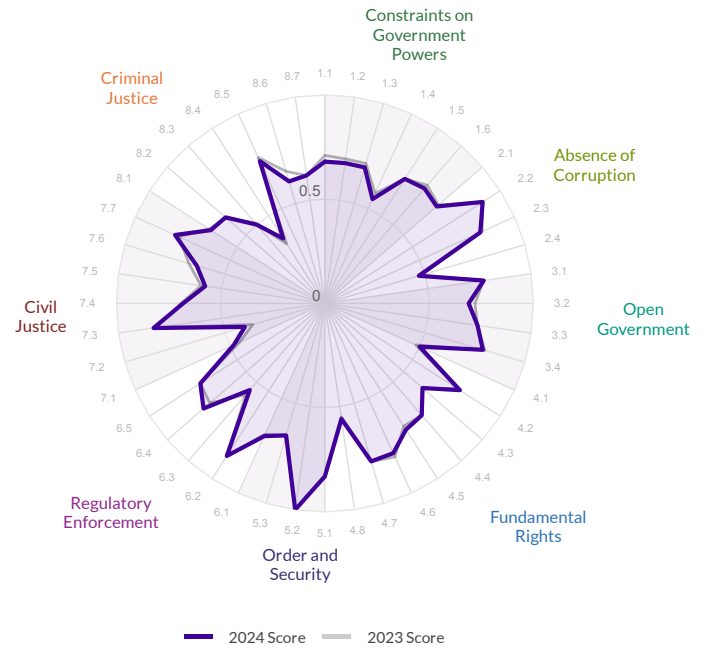
# United States

Region: EU, EFTA, and North America  
Income Group: High

The scores range from 0 to 1, where 1 signifies the highest possible score and 0 signifies the lowest possible score.

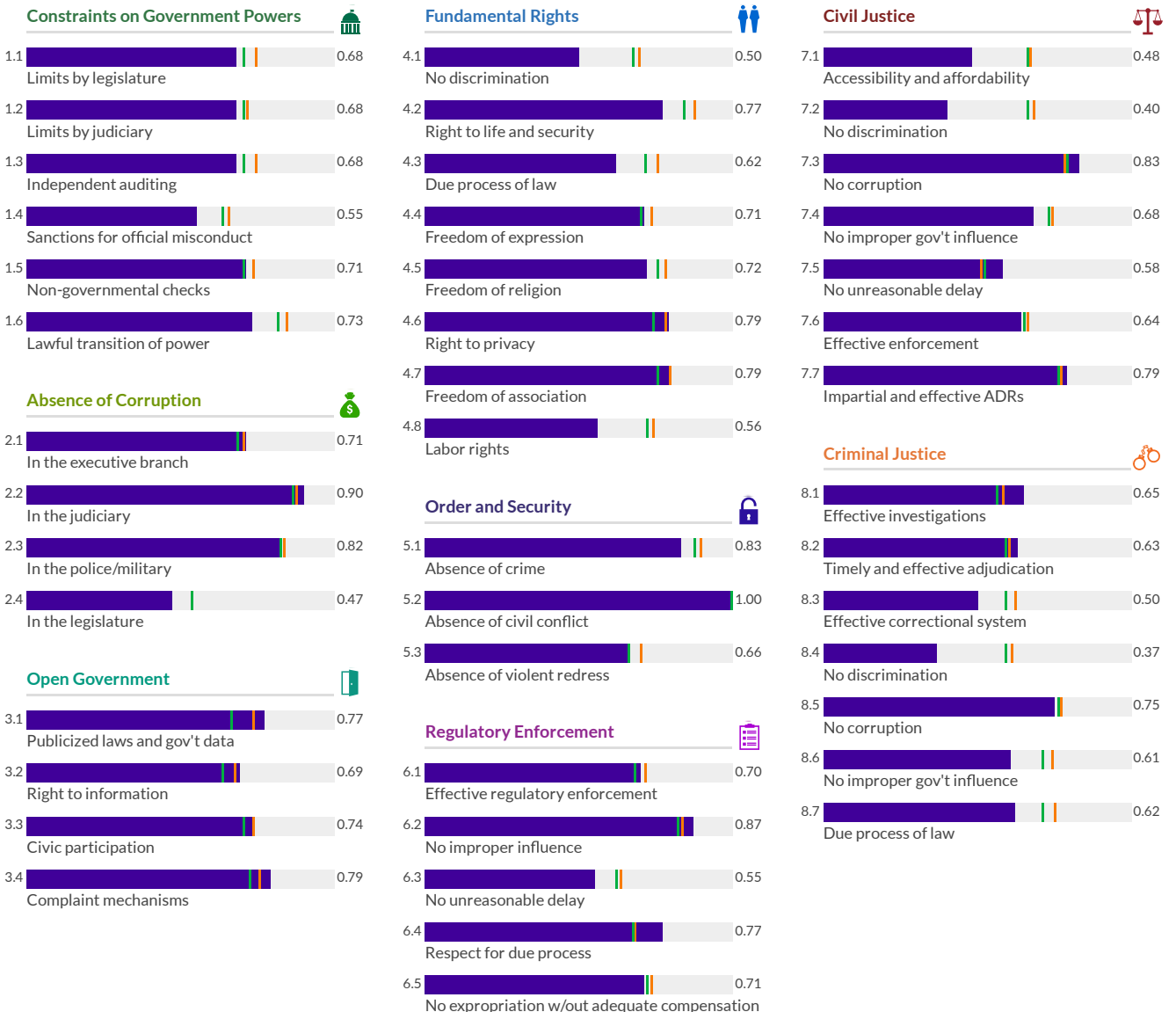
Overall Score	Regional Rank	Income Rank	Global Rank
<b>0.70</b>	<b>19/31</b>	<b>26/47</b>	<b>26/142</b>
Score Change	Rank Change		
<b>0.00</b>	<b>0</b>		

	Factor Score	Score Change	Regional Rank	Income Rank	Global Rank
Constraints on Government Powers	0.67	-0.02*	21/31	28/47	29/142
Absence of Corruption	0.73	-0.01	17/31	24/47	24/142
Open Government	0.75	-0.01	14/31	16/47	16/142
Fundamental Rights	0.68	0.00	25/31	34/47	37/142
Order and Security	0.83	0.00	22/31	30/47	33/142
Regulatory Enforcement	0.72	0.00	16/31	22/47	22/142
Civil Justice	0.63	0.00	21/31	31/47	33/142
Criminal Justice	0.59	-0.01	23/31	30/47	30/142



\* Indicates statistically significant change at the 10 percent level

United States EU, EFTA, and North America High

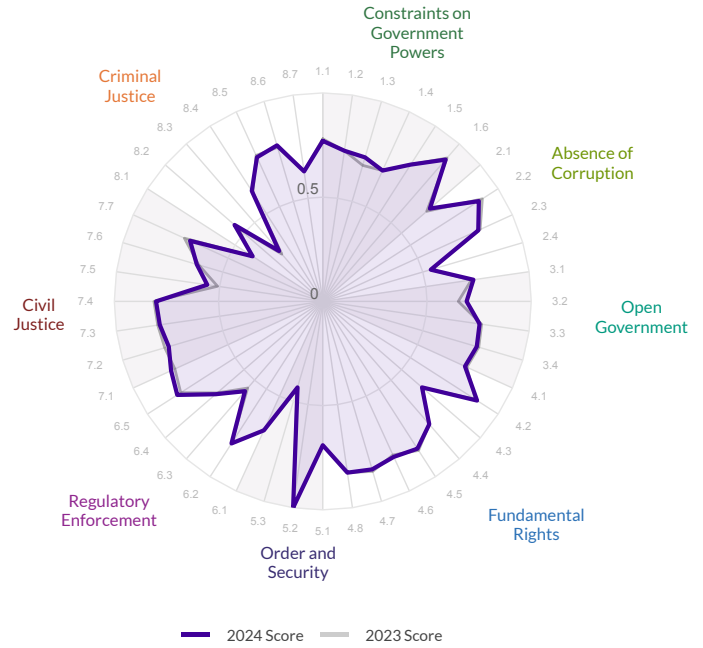


# Uruguay

The scores range from 0 to 1, where 1 signifies the highest possible score and 0 signifies the lowest possible score.

Overall Score	Regional Rank	Income Rank	Global Rank
0.72	1/32	24/47	24/142
Score Change	Rank Change		
0.00	1▲		

Factor	Score	Score Change	Regional Rank	Income Rank	Global Rank
Constraints on Government Powers	0.77	0.00	1/32	16/47	16/142
Absence of Corruption	0.73	0.00	1/32	23/47	23/142
Open Government	0.74	0.01	1/32	18/47	18/142
Fundamental Rights	0.80	0.00	1/32	15/47	15/142
Order and Security	0.71	0.00	11/32	43/47	79/142
Regulatory Enforcement	0.72	0.01	1/32	25/47	25/142
Civil Justice	0.72	0.00	1/32	18/47	18/142
Criminal Justice	0.58	0.01	4/32	34/47	35/142



\* Indicates statistically significant change at the 10 percent level

Low Medium High

Uruguay Latin America and Caribbean High



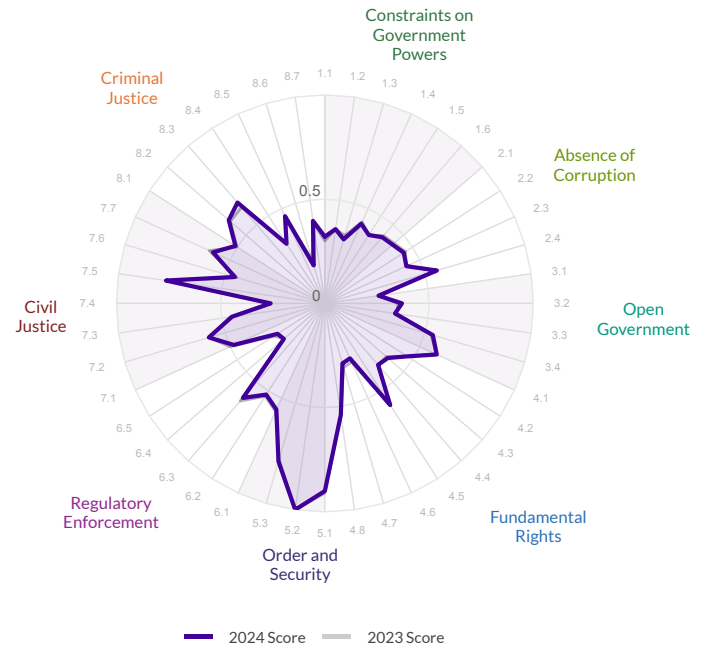
# Uzbekistan

Region: Eastern Europe and Central Asia  
Income Group: Lower-Middle

The scores range from 0 to 1, where 1 signifies the highest possible score and 0 signifies the lowest possible score.

Overall Score	Regional Rank	Income Rank	Global Rank
0.49	8/15	10/38	83/142
Score Change	Rank Change		
0.00	-5 ▼		

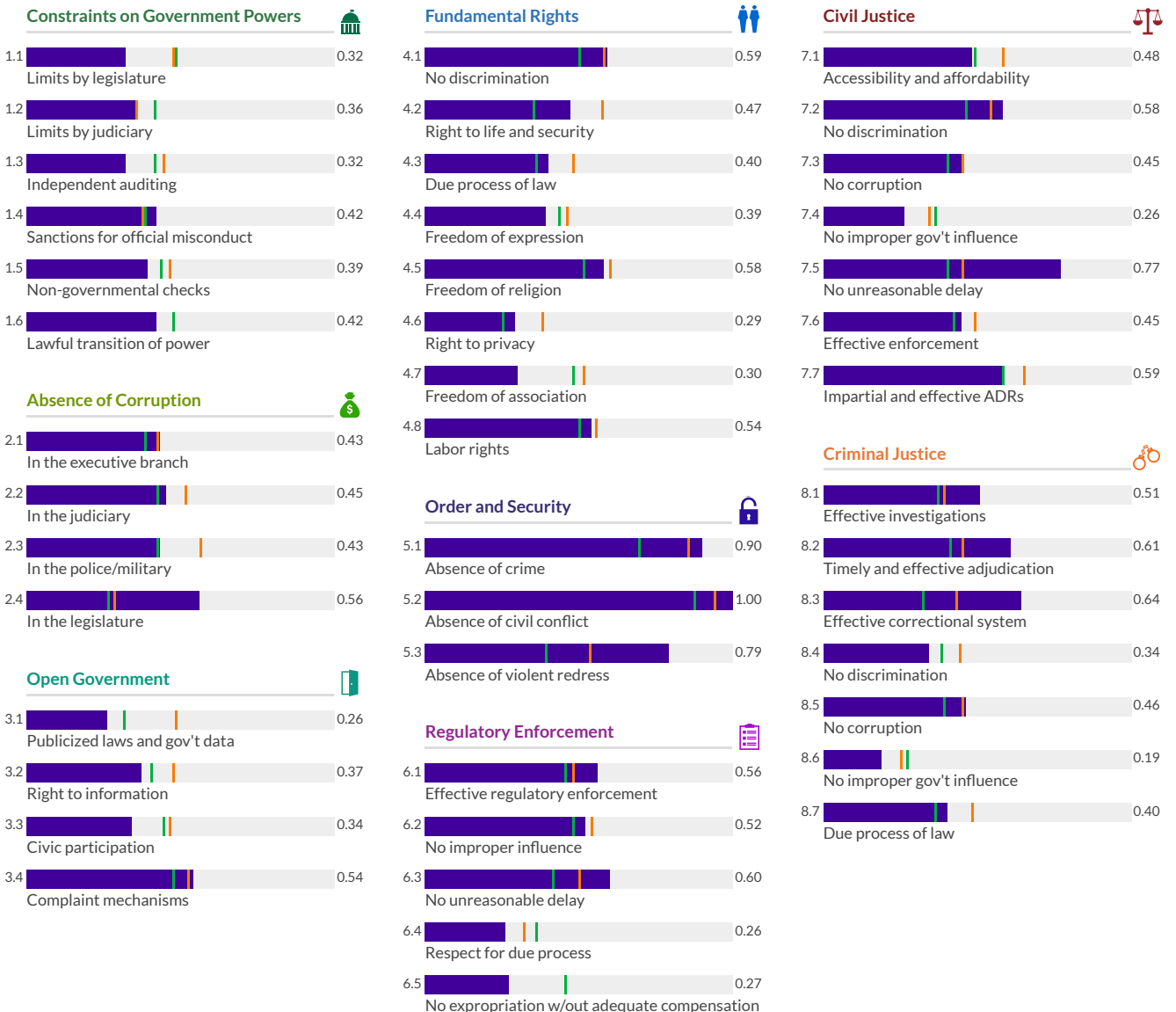
	Factor Score	Score Change	Regional Rank	Income Rank	Global Rank
Constraints on Government Powers	0.37	0.00	11/15	26/38	116/142
Absence of Corruption	0.47	0.00	6/15	5/38	68/142
Open Government	0.38	0.01	14/15	24/38	117/142
Fundamental Rights	0.44	0.00	12/15	18/38	108/142
Order and Security	0.90	0.00	1/15	1/38	17/142
Regulatory Enforcement	0.44	-0.01	10/15	17/38	103/142
Civil Justice	0.51	-0.01	6/15	8/38	74/142
Criminal Justice	0.45	0.00	6/15	7/38	70/142



\* Indicates statistically significant change at the 10 percent level

Low Medium High

Uzbekistan Eastern Europe and Central Asia Lower-Middle





# Venezuela, RB

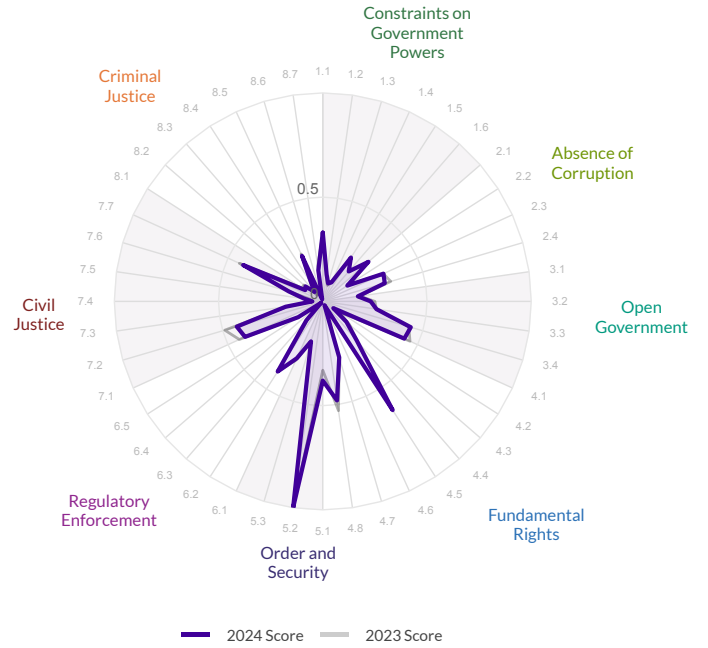
Region: Latin America and Caribbean  
Income Group: Upper-Middle

The scores range from 0 to 1, where 1 signifies the highest possible score and 0 signifies the lowest possible score.

Overall Score	Regional Rank	Income Rank	Global Rank
0.26	32/32	41/41	142/142

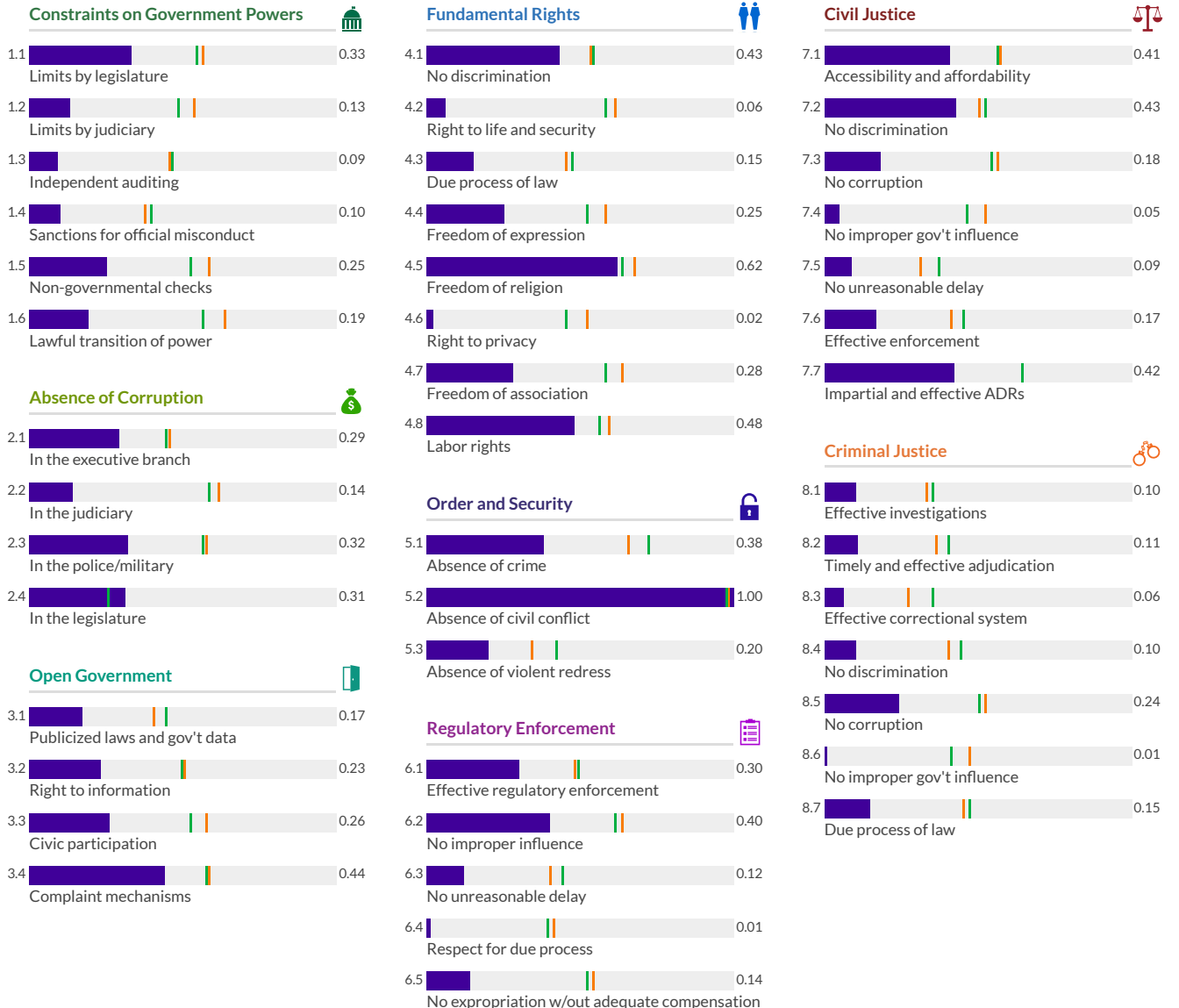
Score Change	Rank Change
0.00	0

Factor	Score	Score Change	Regional Rank	Income Rank	Global Rank
Constraints on Government Powers	0.18	0.00	32/32	41/41	142/142
Absence of Corruption	0.26	-0.01	30/32	40/41	136/142
Open Government	0.27	-0.01	32/32	41/41	139/142
Fundamental Rights	0.29	-0.01	31/32	40/41	135/142
Order and Security	0.53	0.02	30/32	40/41	131/142
Regulatory Enforcement	0.19	0.00	32/32	41/41	142/142
Civil Justice	0.25	0.00	32/32	41/41	142/142
Criminal Justice	0.11	-0.01	32/32	41/41	142/142



\* Indicates statistically significant change at the 10 percent level

Legend: Venezuela, RB (dark purple), Latin America and Caribbean (orange), Upper-Middle (green)



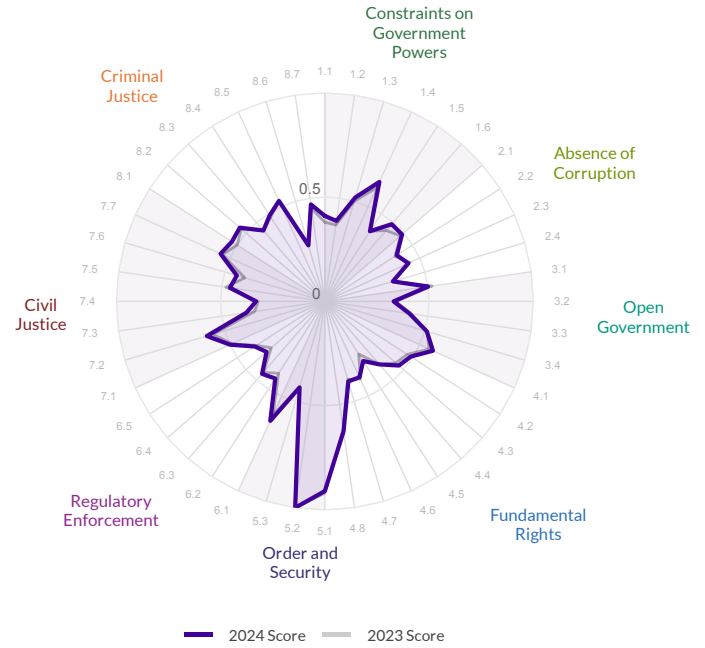
# Vietnam

Region: East Asia and Pacific  
Income Group: Lower-Middle

The scores range from 0 to 1, where 1 signifies the highest possible score and 0 signifies the lowest possible score.

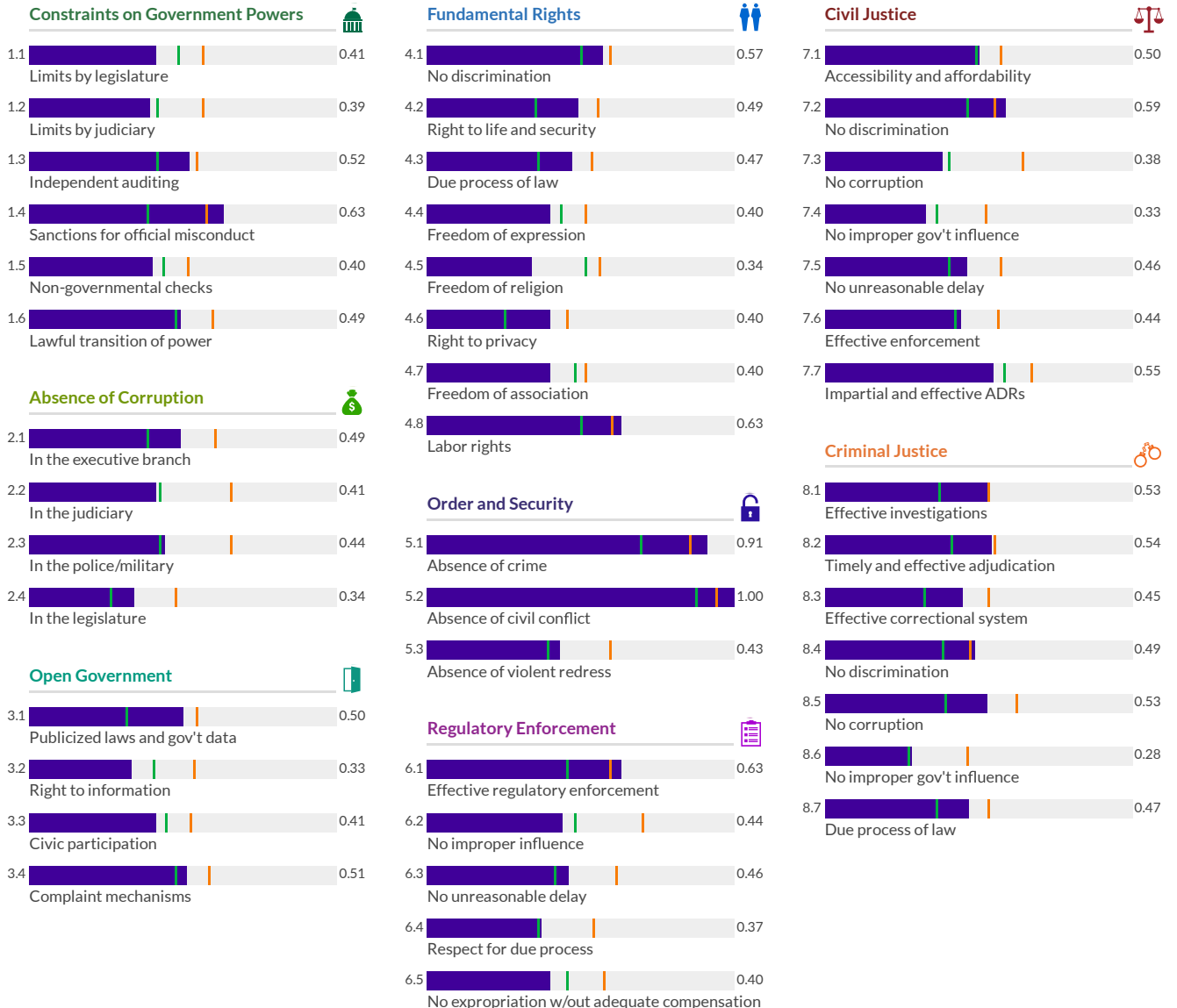
Overall Score	Regional Rank	Income Rank	Global Rank
<b>0.50</b>	<b>11/15</b>	<b>9/38</b>	<b>81/142</b>
Score Change	Rank Change		
<b>0.01 ▲</b>	<b>6 ▲</b>		

	Factor Score	Score Change	Regional Rank	Income Rank	Global Rank
Constraints on Government Powers	0.47	0.02	11/15	16/38	95/142
Absence of Corruption	0.42	0.00	12/15	10/38	86/142
Open Government	0.44	0.00	11/15	14/38	97/142
Fundamental Rights	0.46	0.02	11/15	11/38	96/142
Order and Security	0.78	0.00	9/15	2/38	50/142
Regulatory Enforcement	0.46	0.02	12/15	14/38	92/142
Civil Justice	0.46	0.01	12/15	16/38	96/142
Criminal Justice	0.47	0.01	9/15	3/38	63/142



\* Indicates statistically significant change at the 10 percent level

— Vietnam — East Asia and Pacific — Lower-Middle



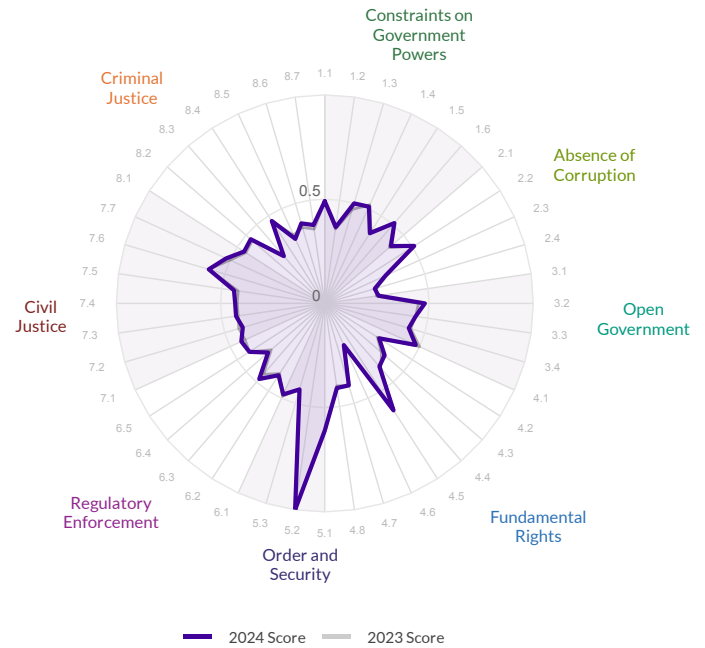
# Zambia

Region: Sub-Saharan Africa  
Income Group: Lower-Middle

The scores range from 0 to 1, where 1 signifies the highest possible score and 0 signifies the lowest possible score.

Overall Score	Regional Rank	Income Rank	Global Rank
<b>0.45</b>	<b>14/34</b>	<b>19/38</b>	<b>103/142</b>
Score Change	Rank Change		
<b>0.00</b>	<b>2▲</b>		

	Factor Score	Score Change	Regional Rank	Income Rank	Global Rank
Constraints on Government Powers	0.46	0.00	17/34	19/38	99/142
Absence of Corruption	0.38	0.00	17/34	19/38	105/142
Open Government	0.40	0.00	15/34	20/38	109/142
Fundamental Rights	0.40	0.00	24/34	26/38	119/142
Order and Security	0.68	0.00	14/34	17/38	92/142
Regulatory Enforcement	0.43	0.00	18/34	20/38	109/142
Civil Justice	0.46	0.01	14/34	15/38	94/142
Criminal Justice	0.40	0.01	12/34	12/38	82/142



\* Indicates statistically significant change at the 10 percent level

Low Medium High

Zambia Sub-Saharan Africa Lower-Middle

Factor	Score	Sub-Saharan Africa	Lower-Middle
<b>Constraints on Government Powers</b>	0.49		
1.1 Limits by legislature	0.49		
1.2 Limits by judiciary	0.37		
1.3 Independent auditing	0.50		
1.4 Sanctions for official misconduct	0.51		
1.5 Non-governmental checks	0.40		
1.6 Lawful transition of power	0.51		
<b>Absence of Corruption</b>	0.42		
2.1 In the executive branch	0.42		
2.2 In the judiciary	0.51		
2.3 In the police/military	0.32		
2.4 In the legislature	0.25		
<b>Open Government</b>	0.26		
3.1 Publicized laws and gov't data	0.26		
3.2 Right to information	0.48		
3.3 Civic participation	0.44		
3.4 Complaint mechanisms	0.42		
<b>Fundamental Rights</b>	0.48		
4.1 No discrimination	0.48		
4.2 Right to life and security	0.31		
4.3 Due process of law	0.38		
4.4 Freedom of expression	0.40		
4.5 Freedom of religion	0.61		
4.6 Right to privacy	0.22		
4.7 Freedom of association	0.41		
4.8 Labor rights	0.41		
<b>Order and Security</b>	0.61		
5.1 Absence of crime	0.61		
5.2 Absence of civil conflict	1.00		
5.3 Absence of violent redress	0.43		
<b>Regulatory Enforcement</b>	0.48		
6.1 Effective regulatory enforcement	0.48		
6.2 No improper influence	0.41		
6.3 No unreasonable delay	0.48		
6.4 Respect for due process	0.36		
6.5 No expropriation w/out adequate compensation	0.43		
<b>Civil Justice</b>	0.44		
7.1 Accessibility and affordability	0.44		
7.2 No discrimination	0.41		
7.3 No corruption	0.43		
7.4 No improper gov't influence	0.43		
7.5 No unreasonable delay	0.44		
7.6 Effective enforcement	0.58		
7.7 Impartial and effective ADRs	0.52		
<b>Criminal Justice</b>	0.46		
8.1 Effective investigations	0.46		
8.2 Timely and effective adjudication	0.47		
8.3 Effective correctional system	0.30		
8.4 No discrimination	0.47		
8.5 No corruption	0.34		
8.6 No improper gov't influence	0.40		
8.7 Due process of law	0.38		

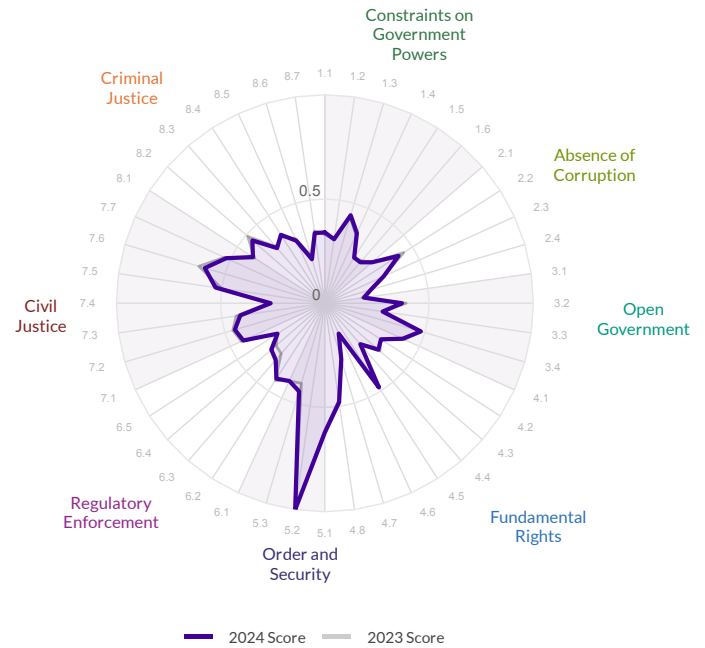
# Zimbabwe

Region: Sub-Saharan Africa  
Income Group: Lower-Middle

The scores range from 0 to 1, where 1 signifies the highest possible score and 0 signifies the lowest possible score.

Overall Score	Regional Rank	Income Rank	Global Rank
<b>0.40</b>	<b>26/34</b>	<b>27/38</b>	<b>123/142</b>
Score Change	Rank Change		
<b>0.00</b>	<b>0</b>		

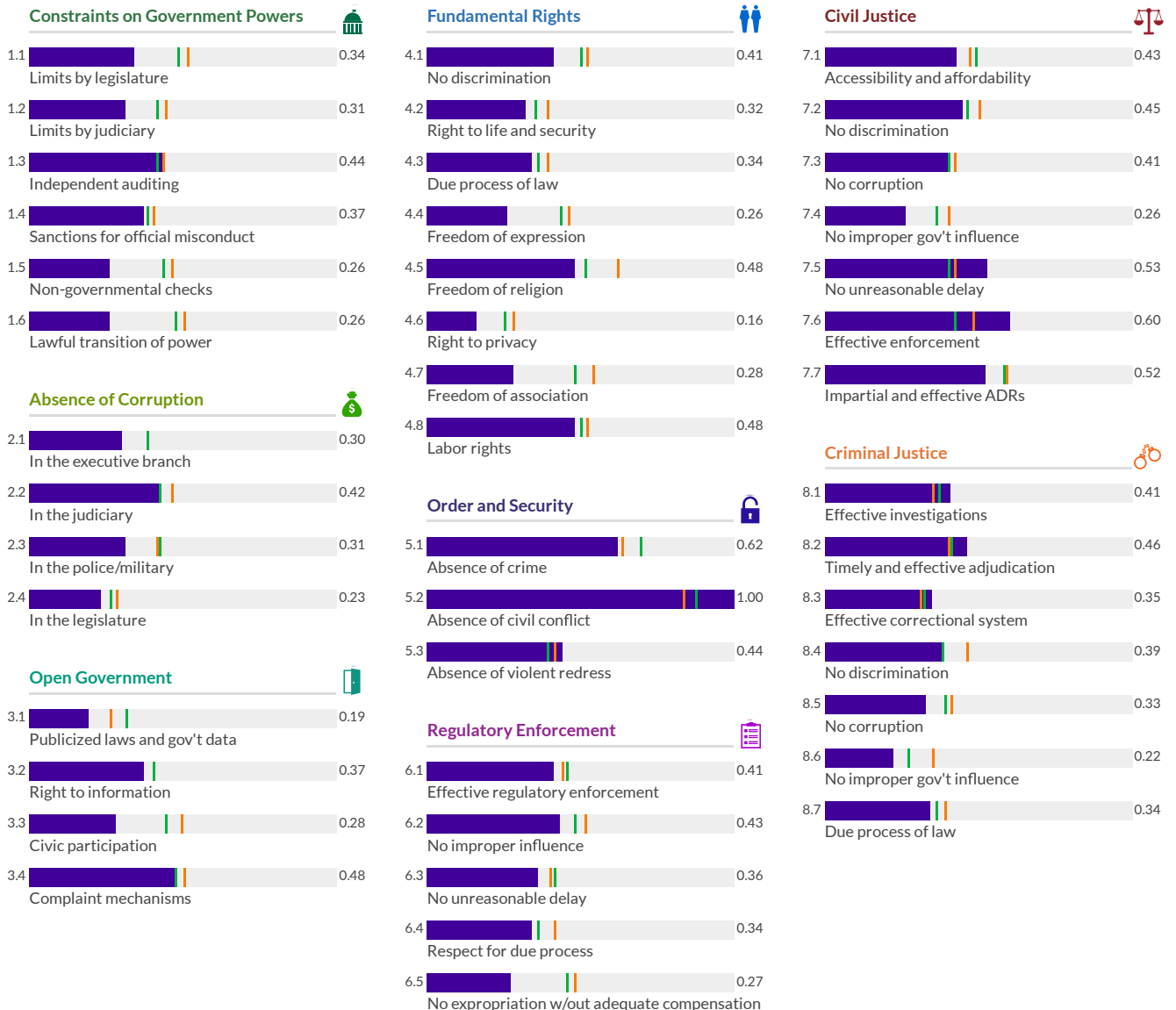
	Factor Score	Score Change	Regional Rank	Income Rank	Global Rank
Constraints on Government Powers	0.33	0.00	31/34	33/38	129/142
Absence of Corruption	0.31	-0.01	24/34	28/38	123/142
Open Government	0.33	0.00	31/34	32/38	131/142
Fundamental Rights	0.34	0.00	32/34	32/38	130/142
Order and Security	0.68	0.01	13/34	16/38	91/142
Regulatory Enforcement	0.36	0.01	29/34	33/38	131/142
Civil Justice	0.46	-0.01	15/34	18/38	100/142
Criminal Justice	0.36	-0.01	19/34	21/38	101/142



\* Indicates statistically significant change at the 10 percent level

Low Medium High

Zimbabwe Sub-Saharan Africa Lower-Middle









## Behind the Numbers

- 184** Methodology Snapshot
- 185** Methodology
- 192** Contributing Experts
- 215** Acknowledgments
- 216** About the WJP
- 219** More From the WJP





# Methodology Snapshot: Steps to Produce the WJP Rule of Law Index

The production of the *WJP Rule of Law Index*<sup>®</sup> can be summarized in 11 steps:

1. The WJP developed the conceptual framework summarized in the Index's nine factors and 47 sub-factors in consultation with academics, practitioners, and community leaders from around the world.
2. The Index team developed a set of five questionnaires based on the Index's conceptual framework to be administered to experts and the general public. Questionnaires were translated into several languages and adapted to reflect commonly used terms and expressions.
3. The Index team identified, on average, more than 300 potential local experts per country to respond to the expert surveys, or Qualified Respondents' Questionnaires (QRQs). The team engaged the services of leading local polling companies to implement the household surveys, or General Population Poll (GPP).
4. Polling companies conducted pilot tests of the GPP in consultation with the Index team and launched the final survey for full fieldwork.
5. The Index team sent the QRQ questionnaires to local experts and engaged in continual interaction with them.
6. The Index team collected and mapped the data onto the 44 sub-factors with global comparability.\*
7. The Index team constructed the final scores using a five-step process:
  - a. Codified the questionnaire items as numeric values;
  - b. Produced raw country scores by aggregating the responses from several individuals (experts and/or general public);
  - c. Normalized the raw scores;
  - d. Aggregated the normalized scores into sub-factors and factors using simple averages;
  - e. Produced the normalized scores, which are rounded to two decimal points, and the final rankings.
8. The data was subject to a series of tests to identify possible biases and errors. For example, the Index team cross-checked all sub-factors against more than 70 third-party sources, including quantitative data and qualitative assessments drawn from local and international organizations.
9. A sensitivity analysis was conducted by the Econometrics and Applied Statistics Unit of the European Commission's Joint Research Centre, in collaboration with the Index team, to assess the statistical reliability of the results.
10. To illustrate whether the rule of law in a country significantly changed over the course of the past year, a measure of change over time was produced based on the annual difference in the country-level factor scores, the standard errors of these scores (estimated from a set of 100 bootstrap samples), and the results of the corresponding t-tests.
11. The data was organized into country reports, tables, and figures to facilitate its presentation and interpretation. For tables organized by income group, the WJP follows the World Bank income classifications.

\* As Factor 9: Informal Justice and its three sub-factors are not globally comparable, they are excluded from Index calculations (see page 16 for more information).





# Methodology

The *WJP Rule of Law Index* is the first attempt to systematically and comprehensively quantify the rule of law around the world and remains unique in its operationalization of rule of law dimensions into concrete questions.

The *WJP Rule of Law Index 2024* report presents information on eight composite factors that are further disaggregated into 44 specific sub-factors (see page 16). Factor 9: Informal Justice is included in the conceptual framework but has been excluded from the aggregated scores and rankings in order to provide meaningful cross-country comparisons.

The country scores and rankings presented in this report are built from more than 500 variables drawn from the assessments of over 214,000 households and 3,500 legal practitioners and experts in 142 countries and jurisdictions, making it the most accurate portrayal of the factors that contribute to shaping the rule of law in a country or jurisdiction.

## Data Sources

To present an image that accurately portrays the rule of law as experienced by ordinary people, each score of the Index is calculated using a large number of questions drawn from two original data sources collected by the World Justice Project in each country: a General Population Poll (GPP) and a series of Qualified Respondents' Questionnaires (QRQs). These two data sources collect up-to-date firsthand information that is not available at the global level and constitute the world's most comprehensive dataset of its kind. They capture the experiences and perceptions of ordinary citizens and in-country professionals concerning the performance of the state and its agents and the actual operation of the legal framework in their country.

The GPP surveys provide firsthand information on the experiences and the perceptions of ordinary people regarding a range of pertinent rule of law information, including their dealings with the government, the ease of interacting with state bureaucracy, the extent of bribery and corruption, the availability of dispute resolution systems, and the prevalence of common crimes to which they are exposed.

The GPP questionnaire includes 127 perception-based questions and 213 experience-based questions, along with socio-demographic information on all respondents. The questionnaire is translated into local languages, adapted to common expressions, and administered by leading local polling companies using a probability sample of 1,000<sup>3</sup> respondents. In previous editions of the Index, the poll was

conducted in the three largest cities of each country. However, the World Justice Project's goal was to update its methodology to include nationally representative polls. Towards this end, nationally representative polls have been conducted in 97 countries and jurisdictions covered in the 2024 *WJP Rule of Law Index*. Nationally representative polls will be conducted in the remaining countries in future editions of the Index. Depending on the particular situation of each country, one of three different polling methodologies is used: face-to-face, telephone, or online. The GPP has been carried out in each country every few years. The polling data used in this year's report was collected during spring 2024 (for 27 countries), summer 2023 (for three countries), fall 2021 through summer 2022 (for 21 countries), fall 2020 through summer 2021 (for 18 countries), fall 2019 (for five countries), fall 2018 (for 56 countries), fall 2017 (for 42 countries), fall 2016 (for four countries), fall 2014 (for three countries), fall 2012 (for one country), and fall 2011 (for two countries). Detailed information regarding the country coverage (cities covered or nationally representative), the polling companies contracted to administer the questionnaire, and the polling methodology employed in each of the 142 countries and jurisdictions is presented on page 188.

The QRQs complement the household data with assessments from in-country practitioners and academics with expertise in civil and commercial law; constitutional law, civil liberties, and criminal law; labor law; and public health. These questionnaires gather timely input on a range of topics from practitioners who frequently interact with state institutions. Such topics include information on the efficacy of courts, the strength of regulatory enforcement, and the reliability of accountability mechanisms.

The questionnaires contain closed-ended perception questions and several hypothetical scenarios with highly detailed factual assumptions aimed at ensuring comparability across countries. The QRQ surveys are conducted annually, and the questionnaires are completed by respondents selected from directories of law firms, universities and colleges, research organizations, and non-governmental organizations (NGOs), as well as through referrals from the WJP global network of practitioners, and all are vetted by WJP staff based on their expertise. The expert surveys are administered in six languages: Arabic, English, French,

3. Due to small populations or obstacles to data collection in certain countries and jurisdictions, the sampling plan was adjusted in some cases. For more information on specific countries and jurisdictions and sample sizes, see pages 188-191.

Portuguese, Russian, and Spanish. The QRQ data for this report includes more than 3,500 surveys, which represents an average of 25 respondents per country. This data was collected from February 2024 through June 2024.

### Data Cleaning and Score Computation

Once collected, the data is carefully processed to arrive at country-level scores. As a first step, the respondent level data is edited to exclude partially completed surveys, suspicious data, and outliers (which are detected using the Z-score method). Individual answers are then mapped onto the 44 sub-factors of the Index (or onto the intermediate categories that make up each sub-factor), codified so that all values fall between 0 (weakest adherence to the rule of law) and 1 (strongest adherence to the rule of law), and aggregated at the country level using the simple (or unweighted) average of all respondents.

This year, to allow for an easier comparison across years, the resulting 2024 scores have been normalized using the Min-Max method with a base year of 2015. These normalized scores were then successively aggregated from the variable level all the way up to the factor level to produce the final country scores, rounded to two decimal points, and rankings. In most cases, the GPP and QRQ questions are equally weighted in the calculation of the scores of the intermediate categories (sub-factors and sub-sub-factors).

A full picture of how questions are mapped onto indicators and how they are weighted is available on the *WJP Rule of Law Index* web page at <https://worldjusticeproject.org/index>.

### Data Validation

As a final step, data is validated and cross-checked against qualitative and quantitative third-party sources to provide an additional layer of analysis and to identify possible mistakes or inconsistencies within the data. Most of the third-party data sources used to cross-check the Index scores are described in Botero and Ponce (2011).<sup>4</sup>

### Methodological Changes to this Year's Report

Every year, the WJP reviews the methods of data collection to ensure that the information produced is valid, useful, and continues to capture the status of the rule of law in the world. To maintain consistency with previous editions and to facilitate tracking changes over time, this year's questionnaires and data maps are closely aligned with those administered in the past.

In order to improve the accuracy of the QRQ results and reduce respondent burden, proactive dependent interviewing techniques were used to remind respondents who participated in last year's survey of their responses in the previous year.

This year, no new questions or indicators were added to the Index. Overall, 100 percent of questions remained the same between the 2023 and 2024 editions of the Index. A description of the variables is available at [worldjusticeproject.org](https://worldjusticeproject.org).

### Tracking Changes Over Time

This year's report includes a measure to illustrate whether the rule of law in a country, as measured through the factors of the *WJP Rule of Law Index*, changed since the previous year. This measure is presented in the form of arrows and represents a summary of rigorous statistical testing based on the use of bootstrapping procedures (see below). For each factor, this measure takes the value of zero (no arrow) if there was no statistically significant change in the score since last year, a positive value (upward arrow) if there was a change leading to a statistically significant improvement in the score, and a negative value (downward arrow) if there was a change leading to a statistically significant deterioration in the score. This measure complements the numerical scores and rankings presented in this report, which benchmark each country's current performance on the factors and sub-factors of the Index against that of other countries. The measure of change over time is constructed in three steps:

1. First, last year's scores are subtracted from this year's to obtain, for each country and each factor, the annual difference in scores.
2. To test whether the annual changes are statistically significant, a bootstrapping procedure is used to estimate standard errors. To calculate these errors, 100 sample sizes of respondent-level observations (of equal size to the original sample) are randomly selected with replacement for each country from the pooled set of respondents for last year and this year. These samples are used to produce a set of 100 country-level scores for each factor and each country, which are utilized to calculate the final standard errors. These errors—which measure uncertainty associated with picking a particular sample of respondents—are then employed to conduct pair-wise t-tests for each country and each factor.
3. Finally, to illustrate the annual change, a measure of change over time is produced based on the value of the annual difference and its statistical significance (at the 10% level).

### Strengths and Limitations

The Index methodology has both strengths and limitations. Among its strengths is the inclusion of both expert and household surveys to ensure that the findings reflect the conditions experienced by the population. Another strength is that it approaches the measurement of rule of law from various angles by triangulating information across data sources and types of questions. This approach not only

4. Botero, J. and Ponce, A. (2011) "Measuring the Rule of Law": WJP Working Paper No. 1, available at [worldjusticeproject.org/publications](https://worldjusticeproject.org/publications).

enables accounting for different perspectives on the rule of law, but it also helps to reduce possible bias that might be introduced by any other particular data collection method. Finally, it relies on statistical testing to determine the significance of the changes in the factor scores over the last year.

With the aforementioned methodological strengths come a number of limitations. First, the data sheds light on rule of law dimensions that appear comparatively strong or weak, but is not specific enough to establish causation. Thus, it will be necessary to use the Index in combination with other analytical tools to provide a full picture of causes and possible solutions. Second, in previous editions of the Index, the methodology has only been applied in three major urban areas in each of the indexed countries for the General Population Poll. However, the World Justice Project's goal was to update its methodology to include nationally representative polls. Towards this end, nationally representative polls have been conducted in 97 countries and jurisdictions covered in the 2024 *WJP Rule of Law Index*. Nationally representative polls will be conducted in the remaining countries in future editions of the Index. Third, given the rapid changes to the rule of law occurring in some countries, scores for some countries may be sensitive to the specific points in time when the data was collected. To address this, the WJP is piloting test methods of moving averages to account for short-term fluctuations. Fourth, the QRQ data may be subject to problems in measurement error due to the limited number of experts in some countries, resulting in less precise estimates. To address this, the WJP works constantly to expand its network of in-country academic and practitioner experts who contribute their time and expertise to this endeavor. Finally, due to the limited number of experts in some countries (which implies higher standard errors) and the fact that the GPP is carried out in each country every few years (which implies that for some countries, some variables do not change from one year to another), it is possible that the test described above fails to detect small changes in a country's situation over time.

### Other Methodological Considerations

A detailed presentation of the methodology, including a table and description of the more than 500 variables used to construct the Index scores, is available at: [worldjusticeproject.org](https://worldjusticeproject.org) and in Botero, J. and Ponce, A. (2011) "Measuring the Rule of Law": WJP Working Paper No.1, available at: [worldjusticeproject.org/publications](https://worldjusticeproject.org/publications).

### Using the WJP Rule of Law Index

The *WJP Rule of Law Index* has been designed to offer a reliable and independent data source for policy makers, businesses, non-governmental organizations (NGOs), and other constituencies to assess a country's adherence to the rule of law as perceived and experienced by the average person, identify a country's strengths and weaknesses in comparison to similarly situated countries, and track changes

over time. The Index has been designed to include several features that set it apart from other indices and make it valuable for a large number of countries, thus providing a powerful resource that can inform policy debates both within and across countries. However, the Index's findings must be interpreted in light of certain inherent limitations.

1. The *WJP Rule of Law Index* does not identify priorities for reform and is not intended to establish causation or to ascertain the complex relationship among different rule of law dimensions in various countries.
2. The Index's scores and rankings are the product of a rigorous data collection and aggregation methodology. Nonetheless, as with all measurements, they are subject to measurement error.
3. Given the uncertainty associated with picking a particular sample of respondents, standard errors have been calculated using bootstrapping methods to test whether the annual changes in the factor scores are statistically significant.
4. Indices and indicators are subject to potential abuse and misinterpretation. Once released to the public, they can take on a life of their own and be used for purposes unanticipated by their creators. If data is taken out of context, it can lead to unintended or erroneous policy decisions.
5. Rule of law concepts measured by the Index may have different meanings across countries. Users are encouraged to consult the specific definitions of the variables employed in the construction of the Index, which are discussed in greater detail in the methodology section of the *WJP Rule of Law Index* website.
6. The Index is generally intended to be used in combination with other instruments, both quantitative and qualitative. Just as in the areas of health or economics, no single index conveys a full picture of a country's situation. Policy-making in the area of rule of law requires careful consideration of all relevant dimensions—which may vary from country to country—and a combination of sources, instruments, and methods.
7. Pursuant to the sensitivity analysis of the Index data conducted in collaboration with the Econometrics and Applied Statistics Unit of the European Commission's Joint Research Centre, confidence intervals have been calculated for all figures included in the *WJP Rule of Law Index*. These confidence intervals and other relevant considerations regarding measurement error are reported in Kovacic and Caperna (2022)<sup>5</sup> and Botero and Ponce (2011).

The following pages (188-191) list the coverage and polling methodology for the GPP in the 142 indexed countries and jurisdictions.

5. Kovacic, M. and Caperna, G. (2022) "Joint Research Centre Statistical Analysis of the World Justice Project Rule of Law Index 2021 (ROLI)", available at <https://publications.jrc.ec.europa.eu/repository/handle/JRC131884>

Country/Jurisdiction	Coverage	Polling Company	Methodology	Sample	Year
<b>Afghanistan</b>	Nationally representative	D3: Designs, Data, Decisions & ACSOR Surveys	Face-to-face	3019	2019
<b>Albania</b>	Nationally representative	IDRA Research & Consulting	Face-to-face	1000	2018
<b>Algeria</b>	Nationally representative	WJP in collaboration with local partner	Face-to-face	1000	2018
<b>Angola</b>	Nationally representative	Marketing Support Consultancy	Face-to-face	1010	2018
<b>Antigua and Barbuda</b>	Nationally representative	DMR Insights Ltd.	Face-to-face	513/500	2018/2022
<b>Argentina</b>	Nationally representative	StatMark Group	Face-to-face	759	2022
<b>Australia</b>	Nationally representative	Big Picture Marketing Strategy & Research	Online	1067	2018
<b>Austria</b>	Vienna, Graz, Linz/Nationally representative	YouGov/Bilendi & respondi	Online/Online	1008/2310	2017/2024
<b>The Bahamas</b>	Nationally representative	DMR Insights Ltd.	Face-to-face	500	2022
<b>Bangladesh</b>	Dhaka, Chittagong, Khulna	Org-Quest Research Ltd.	Face-to-face	1000	2016
<b>Barbados</b>	Nationally representative	DMR Insights Ltd.	Face-to-face	513/500	2018/2022
<b>Belarus</b>	Minsk, Gomel, Mogilev	Market Research & Polls - EURASIA (MRP-EURASIA)/WJP in collaboration with local partner	Face-to-face	1000/401	2014/2017
<b>Belgium</b>	Nationally representative/Nationally representative	YouGov/Bilendi & respondi	Online/Online	1007/1521	2018/2024
<b>Belize</b>	Nationally representative	CID Gallup	Face-to-face	2004	2021
<b>Benin</b>	Nationally representative	Liaison Marketing	Face-to-face	1010	2018
<b>Bolivia</b>	Nationally representative	Captura Consulting	Face-to-face	1000	2022
<b>Bosnia and Herzegovina</b>	Sarajevo, Banja Luka, Tuzla	Kantar TNS MIB	Face-to-face	1000	2017
<b>Botswana</b>	Nationally representative	BJKA Consulting	Face-to-face	1000	2018
<b>Brazil</b>	Nationally representative	About Brazil Market Research	Face-to-face	1109	2022
<b>Bulgaria</b>	Sofia, Plovdiv, Varna/Nationally representative	Alpha Research Ltd./Alpha Research Ltd.	Face-to-face/ Face-to-face	1001/1500	2018/2024
<b>Burkina Faso</b>	Ouagadougou, Bobo Dioulasso, Koudougou	Kantar TNS	Face-to-face	1029	2017
<b>Cambodia</b>	Phnom Penh, Battambang, Kampong Cham	Indochina Research	Face-to-face	1000	2014
<b>Cameroon</b>	Nationally representative	Liaison Marketing	Face-to-face	1006	2018
<b>Canada</b>	Toronto, Montreal, Calgary	YouGov	Online	1000	2017
<b>Chile</b>	Santiago, Valparaíso/Viña del Mar, Antofagasta	Datum Internacional S.A./Cadem S.A.	Face-to-face	1011	2017
<b>China</b>	Shanghai, Beijing, Guangzhou	WJP in collaboration with local partner	Face-to-face	508	2018
<b>Colombia</b>	Nationally representative	Tempo Group SA	Face-to-face	1000	2022
<b>Congo, Dem. Rep.</b>	Kinshasa, Lubumbashi, Mbuji-Mayi	Kantar Public at TNS RMS Senegal	Face-to-face	1083	2018
<b>Congo, Rep.</b>	Nationally representative	Liaison Marketing	Face-to-face	517	2021
<b>Costa Rica</b>	Nationally representative	CID Gallup	Face-to-face	1005	2022
<b>Côte d'Ivoire</b>	Abidjan, Bouaké, Daloa	Liaison Marketing	Face-to-face	1011	2017
<b>Croatia</b>	Nationally representative/Nationally representative	Ipsos/ACT Research and Management Consulting Company and Henda market research	Face-to-face/ Face-to-face	1010/2000	2018/2024
<b>Cyprus</b>	Nationally representative/Nationally representative	Pulse Market Research/Pulse Market Research	Online/Face-to-face	504/1010	2021/2024
<b>Czechia</b>	Prague, Brno, Ostrava/Nationally representative	YouGov/Ipsos NV	Online/Online	1013/2024	2017/2024
<b>Denmark</b>	Copenhagen, Aarhus, Aalborg/Nationally representative	YouGov/Bilendi & respondi	Online/Online	1016/2522	2017/2024
<b>Dominica</b>	Nationally representative	DMR Insights Ltd.	Face-to-face	500	2022
<b>Dominican Republic</b>	Nationally representative	CID Gallup	Face-to-face	1002	2022
<b>Ecuador</b>	Nationally representative	StatMark Group	Face-to-face	1005	2022
<b>Egypt, Arab Rep.</b>	Cairo, Alexandria, Giza	WJP in collaboration with local partner	Face-to-face	1000	2017
<b>El Salvador</b>	Nationally representative	CID Latinoamerica	Face-to-face	1000	2018

Country/Jurisdiction	Coverage	Polling Company	Methodology	Sample	Year
Estonia	Tallinn, Tartu, Narva/Nationally representative	Norstat Eesti/Ipsos NV	Online/Online	1010/1044	2017/2024
Ethiopia	Addis Ababa, Gondar, Nazret	Infinite Insight Ltd.	Face-to-face	1037	2017
Finland	Helsinki, Espoo, Tampere/Nationally representative	YouGov/Ipsos NV	Online/Online	1014/2218	2017/2024
France	Nationally representative/Nationally representative	YouGov/Ipsos NV	Online/Online	1040/6195	2018/2024
Gabon	Nationally representative	Marketing Support Consultancy Ltd.	Face-to-face	513	2022
The Gambia	Nationally representative	Infinite Insight Ltd.	Face-to-face	1030	2019
Georgia	Tbilisi, Batumi, Kutaisi	ACT Market Research and Consulting Company	Face-to-face	1000	2017
Germany	Nationally representative/Nationally representative	YouGov/Bilendi & respondi	Online/Online	1048/8055	2018/2024
Ghana	Nationally representative	Infinite Insight Ltd.	Face-to-face	1103	2018
Greece	Athens, Thessaloniki, Patras/Nationally representative	YouGov/D3: Designs, Data, Decisions	Online/Face-to-face	1015/2009	2017/2024
Grenada	Nationally representative	DMR Insights Ltd.	Face-to-face	500	2022
Guatemala	Nationally representative	Mercaplan Central America & Caribbean	Face-to-face	2508	2021
Guinea	Conakry, Nzerekore, Kankan	Kantar Public at TNS RMS Senegal	Face-to-face	1065	2018
Guyana	Nationally representative	StatMark Group	Face-to-face	527/500	2018/2022
Haiti	Nationally representative	CID Gallup	Face-to-face	507	2022
Honduras	Nationally representative	CID Gallup	Face-to-face	3003	2021
Hong Kong SAR, China	Hong Kong	WJP in collaboration with local partner	Face-to-face	1004	2017
Hungary	Budapest, Debrecen, Szeged/Nationally representative	Ipsos Hungary/Talk Online Panel	Face-to-face/Online	1000/1750	2017/2024
India	Nationally representative	Market Xcel Data Matrix Pvt. Ltd.	Face-to-face	1059	2018
Indonesia	Jakarta, Surabaya, Bandung	MRI (Marketing Research Indonesia)	Face-to-face	1004	2017
Iran, Islamic Rep.	Tehran, Mashhad, Isfahan	BJKA consulting with local partner MHA Research	Face-to-face	1010	2018
Ireland	Nationally representative/Nationally representative	Dynata/RED C Research and Marketing Ltd.	Online/Online	1027/1288	2021/2024
Italy	Rome, Milan, Naples/Nationally representative	YouGov/Bilendi & respondi	Online/Online	1004/3844	2017/2024
Jamaica	Nationally representative	StatMark Group	Face-to-face	1001	2022
Japan	Nationally representative	Acorn Marketing & Research Consultant (M) Sdn Bhd	Online	1000	2018
Jordan	Nationally representative	WJP in collaboration with local partner	Face-to-face	1000	2018
Kazakhstan	Almaty, Astana, Shymkent	WJP in collaboration with local partner	Face-to-face	1000	2017
Kenya	Nationally representative	Infinite Insight Ltd.	Face-to-face	1099	2018
Korea, Rep.	Nationally representative	Acorn Marketing & Research Consultant (M) Sdn Bhd	Online	1000	2018
Kosovo	Nationally representative	IDRA Research & Consulting	Face-to-face	1000	2019
Kuwait	Nationally representative	D3: Designs, Data, Decisions	Face-to-face	509	2023
Kyrgyz Republic	Nationally representative	Ipsos	Face-to-face	1000	2018
Latvia	Nationally representative/Nationally representative	YouGov/ACT Research and Management Consulting Company and SKDS	Online/Face-to-face	1049/1003	2021/2024
Lebanon	Beirut, Tripoli, Sidon	REACH SAL	Face-to-face	1000	2017
Liberia	Monrovia, Gbarnga and Buchanan	Infinite Insight Ltd.	Face-to-face	1113	2018
Lithuania	Nationally representative/Nationally representative	YouGov/ACT Research and Management Consulting Company and Vilmorus Ltd.	Online/Face-to-face	1066/1500	2021/2024
Luxembourg	Nationally representative/Nationally representative	ILRES/ILRES	Online/Online	651/605	2021/2024
Madagascar	Antananarivo, Toamasina, Antsirabe	DCDM Research	Face-to-face	1000	2017

Country/Jurisdiction	Coverage	Polling Company	Methodology	Sample	Year
Malawi	Lilongwe, Blantyre, Mzuzu	Infinite Insight Ltd.	Face-to-face	1039	2017
Malaysia	Klang Valley, Johor Bahru, Ipoh	Acorn Marketing & Research Consultant (M) Sdn Bhd	Face-to-face	1000	2017
Mali	Nationally representative	Marketing Support Consultancy	Face-to-face	1012	2018
Malta	Nationally representative/Nationally representative	Misco International/Misco International	Face-to-face/ Face-to-face	500/500	2021/2024
Mauritania	Nationally representative	Liaison Marketing	Face-to-face	1000	2018
Mauritius	Nationally representative	DCDM Research	Face-to-face	1000	2018
Mexico	Mexico City, Guadalajara, Monterrey	Data Opinión Pública y Mercados	Face-to-face	1000	2017
Moldova	Chisinau, Balti, Cahul	Georgian Opinion Research Business International (GORBI) in collaboration with local partner	Face-to-face	1043	2017
Mongolia	Ulaanbaatar, Erdenet, Darkhan	Mongolian Marketing Consulting Group LLC	Face-to-face	1000	2017
Montenegro	Nationally representative	Indago	Face-to-face	1000	2023
Morocco	Casablanca, Fes, Tangier	WJP in collaboration with local partner	Face-to-face	1000	2017
Mozambique	Nationally representative	Quest Research Services	Face-to-face	1009	2018
Myanmar	Yangon, Mandalay, Nay Pyi Taw	Myanmar Survey Research Co., Ltd (MSR)	Face-to-face	1000	2018
Namibia	Nationally representative	Quest Research Services	Face-to-face	1001	2018
Nepal	Kathmandu, Pokhara, Lalitpur	Solutions Consultant	Face-to-face	1000	2017
Netherlands	Nationally representative/Nationally representative	YouGov/Bilendi & respondi	Online/Online	1113/3050	2018/2024
New Zealand	Auckland, Wellington, Christchurch	Big Picture Marketing Strategy & Research	Online	1000	2017
Nicaragua	Nationally representative	CID Gallup	Face-to-face	1000	2019
Niger	Niamey, Zinder, Maradi	Liaison Marketing	Face-to-face	1011	2018
Nigeria	Nationally representative	Infinite Insight Ltd.	Face-to-face	1083	2018
North Macedonia	Nationally representative	Ipsos doool Skopje	Face-to-face	1594	2023
Norway	Oslo, Bergen, Trondheim	YouGov	Online	1007	2017
Pakistan	Nationally representative	Gallup Pakistan	Face-to-face	1000	2019
Panama	Nationally representative	CID Gallup	Face-to-face	2502	2021
Paraguay	Nationally representative	Datum Internacional/BM Business Partners	Face-to-face	1000	2021
Peru	Nationally representative	Datum Internacional S.A.	Face-to-face	1029	2022
Philippines	Manila, Cebu, Davao	APMI Partners	Face-to-face	1008	2016
Poland	Warsaw, Krakow, Lodz/Nationally representative	IQS Sp. z o.o./ACT Research and Management Consulting Company and DANA E SP. Z O.O.	Face-to-face/ Face-to-face	1000/5252	2018/2024
Portugal	Lisbon, Porto, Amadora/Nationally representative	YouGov/INTERCAMPUS	Online/Face-to-face	1016/1562	2017/2024
Romania	Nationally representative/Nationally representative	Alpha Research Ltd. in collaboration with local partner/ACT Research and Management Consulting Company and ISRA Center Marketing Research	Face-to-face/ Face-to-face	1000/3018	2018/2024
Russian Federation	Moscow, St. Petersburg, Novosibirsk/ Nationally representative	WJP in collaboration with local partner	Face-to-face	1000/1000	2016/2018
Rwanda	Kigali	Infinite Insight Ltd.	Face-to-face	316	2018
Senegal	Pikine, Dakar, Thiès	Kantar TNS	Face-to-face	1012	2017
Serbia	Belgrade, Novi Sad, Niš	Ipsos Strategic Marketing d.o.o.	Face-to-face	1002	2017
Sierra Leone	Nationally representative	Infinite Insight Ltd.	Face-to-face	1165	2018
Singapore	Singapore	Survey Sampling International	Online	1000	2017
Slovak Republic	Nationally representative/Nationally representative	WJP in collaboration with local partner/Talk Online Panel	Online/Online	1022/2200	2021/2024
Slovenia	Ljubljana, Maribor, Celje/Nationally representative	Ipsos d.o.o./Ipsos NV	Face-to-face/ Online	1006/1019	2017/2024

Country/Jurisdiction	Coverage	Polling Company	Methodology	Sample	Year
<b>South Africa</b>	Nationally representative	Quest Research Services	Face-to-face	1014	2018
<b>Spain</b>	Nationally representative/Nationally representative	YouGov/Ipsos NV	Online/Online	1051/3536	2018/2024
<b>Sri Lanka</b>	Colombo, Kaduwela, Maharagama	Kantar LMRB	Face-to-face	1010	2017
<b>St. Kitts and Nevis</b>	Nationally representative	DMR Insights Ltd.	Face-to-face	500	2018
<b>St. Lucia</b>	Nationally representative	DMR Insights Ltd.	Face-to-face	500	2022
<b>St. Vincent and the Grenadines</b>	Nationally representative	DMR Insights Ltd.	Face-to-face	500/500	2018/2022
<b>Sudan</b>	Nationally representative	Sudan Polling and Statistics Center	Face-to-face	500	2021
<b>Suriname</b>	Nationally representative	D3: Designs, Data, Decisions	Face-to-face	502	2022
<b>Sweden</b>	Nationally representative/Nationally representative	YouGov/Ipsos NV	Online/Online	1049/1554	2018/2024
<b>Tanzania</b>	Dar es Salaam, Mwanza, Arusha	Infinite Insight Ltd.	Face-to-face	1037	2018
<b>Thailand</b>	Bangkok, Nakhon Ratchasima, Udon Thani	Infosearch Limited	Face-to-face	1000	2018
<b>Togo</b>	Nationally representative	Marketing Support Consultancy	Face-to-face	1005	2018
<b>Trinidad and Tobago</b>	Nationally representative	CID Gallup	Face-to-face	1001	2022
<b>Tunisia</b>	Big Tunis, Sfax, Sousse	BJKA Consulting	Face-to-face	1001	2017
<b>Türkiye</b>	Istanbul, Ankara, İzmir	Kantar Insights	Face-to-face	1039	2018
<b>Uganda</b>	Kampala, Nansana, Kira	Kantar Public East Africa	Face-to-face	1062	2018
<b>Ukraine</b>	Kyiv, Kharkiv, Odessa	GfK Ukraine	Face-to-face	1079	2017
<b>United Arab Emirates</b>	Dubai, Abu Dhabi, Sharjah	WJP in collaboration with local partner	Face-to-face	1011/200	2011/2017
<b>United Kingdom</b>	Nationally representative	YouGov	Online	1056	2018
<b>United States</b>	Nationally representative	YouGov	Online	1258	2021
<b>Uruguay</b>	Nationally representative	BM Business Partners	Face-to-face	1000	2018
<b>Uzbekistan</b>	Tashkent, Namangan, Samarkand/Nationally representative	Market Research & Polls - EURASIA/Ipsos/Info Sapiens International LLC	Face-to-face	1000/300/507	2014/2018/2021
<b>Venezuela, RB</b>	Nationally representative	StatMark Group	Face-to-face	1000/1015	2016/2018
<b>Vietnam</b>	Ho Chi Minh City, Hanoi, Hai Phong	Indochina Research (Vietnam) Ltd.	Face-to-face	1000/1000	2011/2017
<b>Zambia</b>	Lusaka, Kitwe, Chipata	SIS International Research/Intraspace Market Consultancy Ltd.	Face-to-face	1004/1014	2012/2017
<b>Zimbabwe</b>	Nationally representative	Quest Research Services	Face-to-face	1001	2018

# Contributing Experts

The *WJP Rule of Law Index 2024* was made possible by the generous contributions of academics and practitioners who contributed their time and expertise. The names of those wishing to be acknowledged individually are listed below.

This report was also made possible by the work of the polling companies who conducted fieldwork, and the thousands of individuals who have responded to the General Population Poll around the world.

## Afghanistan

**Baryalai Hakimi**  
Kabul University

**Hashmat Nadirpor**  
University of California,  
Irvine

**Hashmatullah Hoshmand**  
Masnad Law Firm

**Khalid Sekander**

**Mahir Hazim**  
University of Washington

**Mohammad Imran  
Malikzai**  
Anti-Corruption Watch  
Organization

**Mohammad Khalid  
Massoudi**  
Masnad Law Firm

**Noorulhuda Niazi**  
Masnad Law Firm

**Tareq Eqtedary**  
Generation Positive  
Organization (G+)

**Thomas Kraemer**  
Kakar Advocates

Anonymous Contributors

## Albania

**Adi Muja**  
Muja Law Firm

**Albana Fona**  
LPA Legal

**Bledar Cenameri**  
CLO Legal Solutions

**Brunilda Subashi**  
Universiteti "Ismail Qemali"  
Vlore

**Dudi Ilias**  
Open Akte

**Endri Mykaj**  
Leiden University

**Eno Muja**  
Muja Law Firm

**Eris Hoxha**  
Hoxha, Memi & Hoxha

**Gentiana Tirana**

**Jonida Braja**  
Wolf Theiss

**Krenare Muja**  
Muja Law Firm

**Mitat Dautaj**

**Oriona Mucollari**  
University of Tirana

Anonymous Contributors

## Algeria

**Fouad Bedjaoui**

**Hezam Zaid Abdullah  
Amer Abosuraima**

**Khouchalawdz**

**Lakhdari Chahrazed**  
Barreau des Avocats Blida

**Madani Mohammed Samir**

**Mohammed Attahar  
Douakh**  
Barreau d'Alger

**Moulham Khelifa**

**Mustapha Boudiaf**

**Samir Larbi**  
Lawyers Organization  
Mostaganem

**Sitouah Kahina**  
Lawyers  
Organization-Boumerdes

**Yacine Khelifi**  
Barreau d'Alger

Anonymous Contributors

## Angola

**Ana Leitão de Matos**  
ALC Advogados

**Arlete Amaral Maia**  
CBAM-Advogados  
Associados

**Eduardo Afonso**

**Tomás Yessu D'Oliveira  
Chiquita**

**Victor Ceita**

**Z. Agostinho**  
Sociedade Yurma

Anonymous Contributors

## Antigua and Barbuda

**Craig L. Jacas**  
Stapleton Chambers

**George E. Looby IV**  
HEF Law

**Luann M. De Costa**  
Lighthouse Law

Anonymous Contributors

## Argentina

**Alberto Gonzalez Torres**  
Baker McKenzie

**Alfredo Mauricio Vitolo**  
FORES

**Alvaro Herrero**  
International Open Justice  
Network

**Claudio Jesus Santagati**  
Defensoria General de Lomas  
de Zamora

**Daniela López Testa**  
Universidad Nacional de  
Tucumán; Universidad San  
Pablo Tucumán

**Denise Schalet**  
World Health Organization

**Guillermo Michelson Irusta**

**Marcelo Octavio de Jesús**  
FORES

**Maria del Rosario de la  
Fuente**  
Pontificia Universidad  
Católica Argentina

**Marina Mansilla**  
Universidad Nacional de la  
Patagonia San Juan Bosco

**Mary Beloff**  
Universidad de Buenos Aires

**Mercedes Balado  
Bevilacqua**  
MBB Abogados

**Mercedes Lorenzo**  
Hewlett Packard Enterprise

**Natalia del Pilar Varela**  
Varela Abogados

Anonymous Contributors

## Australia

**Brendan Ashdown**  
John Toohey Chambers

**Elizabeth Shearer**  
Shearer Doyle Law

**Fiona McDonald**  
Australian Centre for Health  
Law Research, Queensland  
University of Technology

**James A. Gillespie**  
Menzies Centre for Health  
Policy and Economics,  
University of Sydney

**Nicholas Cowdery**  
University of New South  
Wales; University of Sydney

**Peter Cashman**  
University of New South  
Wales

**Sonia Allan**  
University of New England,  
Australia

**Stephen Blanks**  
NSW Council for Civil  
Liberties

Anonymous Contributors



## Austria

**Doris Wydra**

Salzburg Centre of European Union Studies

**Felix Michael Klement**

Wildmoser/Koch & Partner

**Karl Stoeger**

University of Vienna

**Martin Gruber-Risak**

University of Vienna

**Thomas Frad**

KWR Karasek Wietrzyk Rechtsanwälte

**Anonymous Contributors**

## The Bahamas

**Candice B. Hepburn**

Schreiner-Smith & Co.

**Catherine Conliffe**

Princess Margaret Hospital, Public Hospitals Authority

**Leah A. Rolle**

University of The Bahamas

**Rosalee Ferguson**

**Shamel Y. Rolle-Sands**

SRS Management and Leadership Consultancy; University of The Bahamas

**Sharanda Humes-Forbes**

**Tavares K. LaRoda**

Sunshine Holdings Ltd.

**Vann P. Gaitor**

Higgs & Johnson

**Anonymous Contributors**

## Bangladesh

**A. B. M. Asrafuzzaman**

University of Dhaka

**Ali Asif Khan**

Hossain & Khan Associates

**Darras Abdullah**

Akhtar Imam & Associates

**Gazi Md Rokib Bin Hossain**

The Legal Circle

**Hasina Khanam**

Safety and Rights Society (SRS)

**Junayed Ahmed Chowdhury**

Vertex Chambers

**Khademul Islam Choyon**

Sattar&Co.

**Khandaker Mashfique Ahmed**

Rahman's Chambers

**Mahbub Parvez**

Daffodil International University

**Mahim al Hasan**

M A Tayab Ltd.

**Md. Tajul Islam**

Bangladesh Institute of Crime and Justice Studies (BICJS)

**Muhammad Rashel Siddiqui**

**S. M. Abid Ur Rahman**

Chamber of Excellence

**Tanim Hussain Shawon**

**Anonymous Contributors**

## Barbados

**Ayo Barnard Rawlins**

Harridayal-Sodha & Associates

**Evadne Brewster-Wiltshire**

Wiltshire Law Firm

**Heather Walker**

Chancery Chambers

**Mequissa Magloire**

Ropewalk Chambers

**Sian M. Lange**

Pilgrim and Associates

**Tricia Millington**

Carrington & Sealy Attorneys at Law

**Anonymous Contributors**

## Belarus

**Tatiana Ignatovskaya**

Stepanovsky, Papakul and Partners

**Anonymous Contributors**

## Belgium

**Angélique**

Rodríguez-Cartier

**Ann Witters**

AW LAW

**Christoph Van der Elst**

Tilburg University

**Françoise Baltus**

**Freek Louckx**

Universiteit Antwerpen; Vrije Universiteit Brussel

**Jan Roelandt**

Ghent University

**Jasper Ulenaers**

Digitaal Vlaanderen

**Jean Jacqmain**

Université Libre de Bruxelles

**Pieter De Koster**

Bird & Bird LLP

**Valerie Flohimont**

Université de Namur

**Yseult Marique**

UC Louvain; University of Essex

**Anonymous Contributors**

## Belize

**Adler G. L. Waight**

Barrow & Williams LLP

**Natalia Bevans**

Bevans Law Firm and Consultancy

**Anonymous Contributors**

## Benin

**Adjowa J. Adabra Dedjinou**

Femme Action pour le Développement de la Famille (FADEF)

**Adounlohoun Gisèle Obognon**

Plan International Bénin

**Agathe Affougnon Ago**

Barreau du Bénin

**Annick Nonohou**

Réseau des Soignants Amis des Patients

**Chris “Bola” Balogoun**

Balogoun & Partners Law Firm

**Gervais C. Houédété**

Cabinet d'avocats Gervais C. HOUÉDÉTÉ

**Justine Françoise Houzanme**

ROAFEM

**Ogoudjé César Guegni**

Cabinet d'Avocats Charles BADOU & Partners

**Roch HOUNGNIHIN**

Université d'Abomey-Calavi

**Roméo Godonou**

**Valentin Akoha**

**Anonymous Contributors**

## Bolivia

**Alan E. Vargas Lima**

Academia Boliviana de Estudios Constitucionales (ABEC)

**Alfonso M. Dorado Escobar**

**Arturo Yáñez Cortes**

Ilustre Colegio de Abogados de Chuquisaca

**Asdrual Martin**

**Columba Jofre**

Universidad Mayor de San Andrés

**Betty Carolina Ortuste Tellería**

Academia Boliviana de Estudios Constitucionales (ABEC)

**Cesar Burgoa Rodriguez**

Bufete Burgoa

**Emil Jung Hanna**

Dentons Guevara & Gutierrez

**Ivan B. Cáceres Ibañez**

Cáceres & Asoc.

**Javier Mir Peña**

Mir y Asociados Abogados Corporativos

**Jorge Antonio Asbun Rojas**

Asbun & Asociados

**Jorge Omar Mostajo Barrios**

Universidad Mayor de San Andrés

**José Antonio Rivera Santivañez**

Universidad Mayor de San Simón

**Juan Pablo Sánchez Orsini**

**Pablo Carrasco**

Carrasco Firma de Abogados

**Raul A. Baldivia**

Baldivia Unzaga & Asociados

**Rosario Baptista Canedo**

**Sonia Eliana Roca Serrano**

Universidad Autónoma Gabriel René Moreno

**Yerko Iljic Crosa**

Proyecto ACCESO, California Western School of Law

**Anonymous Contributors**

## Bosnia and Herzegovina

**Adnan Duraković**

University of Zenica

**Aleksandar Sajic**

SAJIC Law firm

<b>Bahrija Umihanić</b> <i>University of Tuzla</i>	<b>Olebile Daphney Muzila</b> <i>Bookbinder Business Law</i>	<b>Fernanda Vargas Terrazas</b> <i>Conselho Nacional de Secretarias Municipais de Saúde (CONASEMS)</i>	<b>Rafael Lamera Giesta Cabral</b> <i>Universidade Federal Rural do Semi-árido</i>	<b>Dobromir Angelov</b> <i>CasePro Law Firm</i>
<b>Denis Pajić</b> <i>University "Džemal Bijedić" Mostar</i>	<b>Patrick Akhiwu</b> <i>Pakmed Group</i>	<b>Fernando Mussa Abujamra Aith</b> <i>Universidade de São Paulo</i>	<b>Raoni Bielschowsky</b> <i>Universidade Federal de Minas Gerais</i>	<b>Georgi Ganchev</b> <i>Plovdiv University</i>
<b>Edin Halapić</b> <i>University of Sarajevo</i>	<b>Piyush Sharma</b> <i>Piyush Sharma Attorneys</i>	<b>Gerson Luiz Carlos Branco</b> <i>Universidade Federal do Rio Grande do Sul</i>	<b>Raquel Betty de Castro Pimenta</b> <i>Ministério Público do Trabalho</i>	<b>Georgi Stefanov</b> <i>Deloitte</i>
<b>Emir Sudžuka</b>	<b>Precious Masuku-Gondwe</b> <i>Precious &amp; Partners Legal Practice</i>	<b>Guilherme de Jesus France</b> <i>Universidade do Estado do Rio de Janeiro</i>	<b>Raquel Lima Scalcon</b> <i>Fundação Getúlio Vargas</i>	<b>Hristian Mitev</b>
<b>Harun Iseric</b> <i>University of Sarajevo</i>	<b>Tshekiso Tshekiso</b> <i>Tshekiso Ditiro &amp; Jani Legal Practice</i>	<b>Henrique Frizzo</b> <i>Trench Rossi Watanabe</i>	<b>Raul Mariano Junior</b> <i>Justiça Federal de São Paulo; Universidade Presbiteriana Mackenzie</i>	<b>Iskren Portokalski</b> <i>Supreme Bar Council</i>
<b>Jasminka Gradašević-Sijerčić</b> <i>University of Sarajevo</i>	<b>Unoda Mack</b> <i>Mack, Bahuma Attorneys</i>	<b>João Augusto Gameiro</b> <i>Trench Rossi Watanabe</i>	<b>Samir Salman</b> <i>Instituto Premier Saber Mais de Educação e Cultura</i>	<b>Ivaylo Kanev Ivanov</b>
<b>Kanita Pruščanović</b> <i>University of Sarajevo</i>	<b>Anonymous Contributors</b>	<b>Luciano Feldens</b> <i>Feldens Advogados</i>	<b>Sara Carvalho Matanzaz</b> <i>Ferreira de Melo Advogados</i>	<b>Ivo Baev</b> <i>Ivo Baev &amp; Partners</i>
<b>Lana Bubalo</b> <i>University of Stavanger</i>	<b>Brazil</b>	<b>Luiz Dellore</b> <i>Universidade Presbiteriana Mackenzie</i>	<b>Sergio Mannheimer</b> <i>Mannheimer, Perez e Lyra Advogados</i>	<b>Kamen Kostakiev</b> <i>Sofia Bar Association</i>
<b>Mehmed Ganic</b> <i>International University of Sarajevo</i>	<b>Alethele de Oliveira Santos</b>	<b>Luiz Felipe Monteiro Seixas</b> <i>Universidade Federal de Pernambuco</i>	<b>Suzana de Queiroz Alves</b> <i>Defensoria Pública da União</i>	<b>Krassimira Sredkova</b> <i>Bulgarian Association for Labor Law and Social Security</i>
<b>Mirjana Šarkinović</b>	<b>Ana Carolina de Moraes Colombaroli</b> <i>Universidade do Estado de Minas Gerais</i>	<b>Luiz Guilherme Marinoni</b> <i>Marinoni Advocacia</i>	<b>Ulisses Levy Silvério dos Reis</b> <i>Universidade Federal Rural do Semi-árido</i>	<b>Kristina Georgieva Patronova</b>
<b>Mirza Dzevdetbegovic</b> <i>HEAD Legal</i>	<b>Carlos Ayres</b> <i>Maeda, Ayres e Sarubbi Advogados</i>	<b>Maria Celina Bodin de Moraes</b> <i>Bodin de Moraes &amp; Vilela Multedo Advogados</i>	<b>Victor Hugo Criscuolo Boson</b> <i>Universidade Federal de Minas Gerais</i>	<b>Laura Thomas</b> <i>LM Legal Services</i>
<b>Šefket Goletić</b> <i>University of Zenica</i>	<b>Carolina Bessa Ferreira de Oliviera</b> <i>Universidade Federal do Sul da Bahia</i>	<b>Maria Teodora Rocha Maia do Amaral</b> <i>Universidade Federal Rural do Semi-árido</i>	<b>Anonymous Contributors</b>	<b>Lidia Georgieva</b> <i>Medical University of Sofia</i>
<b>Slaven Dizdar</b> <i>Marić &amp; Co Law Firm</i>	<b>Daniel de Pádua Andrade</b> <i>Universidade Federal de Viçosa</i>	<b>Mario de Barros Duarte Garcia</b>	<b>Mariana Mitova</b> <i>Geoma Corporation</i>	<b>Maria Goranova</b> <i>Goranova &amp; Hristova Aitchkova</i>
<b>Zinka Grbo</b> <i>University of Sarajevo</i>	<b>Débora Regina Pastana</b> <i>Universidade Federal de Uberlândia</i>	<b>Mauricio Tassinari Faragone</b> <i>Faragone Advogados Associados</i>	<b>Mariya Nikolova Pepelanova</b>	<b>Maria Hristova</b> <i>Mikov &amp; Attorneys</i>
<b>Anonymous Contributors</b>	<b>Elival da Silva Ramos</b> <i>Universidade de São Paulo</i>	<b>Michael Freitas Mohallem</b> <i>MW Advogados</i>	<b>Mariya Petrova</b> <i>LexMedicaBG</i>	<b>Lidia Georgieva</b> <i>Medical University of Sofia</i>
<b>Botswana</b>	<b>Fabio Queiroz Pereira</b> <i>Universidade Federal de Minas Gerais</i>	<b>Paulo Sergio João</b> <i>Pontifícia Universidade Católica de São Paulo</i>	<b>Martin Zhelyazkov</b> <i>Zhelyazkov, Petrov &amp; Ivanov</i>	<b>Maria Goranova</b> <i>Goranova &amp; Hristova Aitchkova</i>
<b>Baboki Jonathan Dambe</b> <i>University of Botswana</i>	<b>Fábio Ulhoa Coelho</b> <i>Pontifícia Universidade Católica de São Paulo</i>	<b>Paulo Sergio João</b> <i>Pontifícia Universidade Católica de São Paulo</i>	<b>Miguela Grigorova</b> <i>Sofia Bar Association</i>	<b>Maria Hristova</b> <i>Mikov &amp; Attorneys</i>
<b>Buhle Ncube</b> <i>Letshabo Law Group</i>	<b>Felipe Megre Ohl</b> <i>Hewlett Packard Enterprise</i>		<b>Mila Georgieva-Grozdeva</b> <i>Centre for Applied Legal Studies and Practices</i>	<b>Maria Mikhailova</b> <i>Sofia Bar Association</i>
<b>Kwadwo Osei-Ofei</b> <i>Osei-Ofei Legal</i>				<b>Mariana Mitova</b> <i>Geoma Corporation</i>
<b>Motsomi Ndala Marobela</b> <i>University of Botswana</i>				<b>Mariya Nikolova Pepelanova</b>
<b>Neo Thelma Moatlhodi</b> <i>Chobe District Council</i>				<b>Mariya Petrova</b> <i>LexMedicaBG</i>
				<b>Martin Zhelyazkov</b> <i>Zhelyazkov, Petrov &amp; Ivanov</i>
				<b>Miguela Grigorova</b> <i>Sofia Bar Association</i>
				<b>Mila Georgieva-Grozdeva</b> <i>Centre for Applied Legal Studies and Practices</i>

<b>Militsa Hristova Genova</b> <i>Sofia Bar Association</i>	<b>Yordan Kostov</b> <i>Yordan Kostov Law Office</i>	<b>Frambo Besong Tanyi Richard</b> <i>Frambo Law Office</i>	<b>Raoul Gebert</b> <i>Université de Sherbrooke</i>	<b>Patricio Morales Aguirre</b> <i>Estudio Jurídico Pérez Donoso</i>
<b>Nadezhda Boeva-Suvandzhieva</b> <i>Boeva &amp; Boeva</i>	<b>Yordanka Panchovska</b> <i>Markova &amp; Panchovska</i>	<b>Francis Toko Priso</b> <i>Eneo Cameroon S.A.</i>	<b>Ulisce Desmarais</b> <i>Desmarais Desvignes &amp; Collaboratrices</i>	<b>Ramon Garcia Odgers</b> <i>Universidad Católica de la Santísima Concepción</i>
<b>Nadya Yordanova</b>	<b>Zhivomir Cheshmedzhiev</b> <i>Sofia Bar Association</i>	<b>Hyacinthe Fansi</b> <i>Ngassam, Fansi, Djeutchou &amp; Mben Avocats Associés</i>	<b>Anonymous Contributors</b>	<b>Raúl Novoa Galán</b>
<b>Neli Cherkeзов</b>	<b>Anonymous Contributors</b>	<b>Marcelle Abomo</b>	<b>Chile</b>	<b>Sergio Díez Arriagada</b> <i>Cariola Díez Pérez-Cotapos</i>
<b>Nelly Stoycheva</b> <i>Blagoevgrad Bar Association</i>	<b>Burkina Faso</b>	<b>Martin Kamako</b> <i>Kamako Law Firm</i>	<b>Alfredo Francisco Vial Rodríguez</b> <i>Abogados Mendoza Luksic &amp; Valencia</i>	<b>Anonymous Contributors</b>
<b>Nikolai Hristov</b> <i>Medical University of Sofia</i>	<b>Abdoulaye Soma</b>	<b>Mbanya Thalia</b> <i>The Abeng Law Firm</i>	<b>Andrea Abascal</b> <i>Bofill Mir Abogados</i>	<b>China</b>
<b>Nikolay Veselinov Valchev</b>	<b>Hamidou Lamoussa Ouattara</b>	<b>Mirabel Ntui Mungu epse Toko</b> <i>The Abeng Law Firm</i>	<b>Carlos Ossandon</b> <i>Eluchans y Cía. Abogados</i>	<b>Jianhong Liu</b> <i>University of Macau</i>
<b>Petar Gorchev</b>	<b>Koulika Arnaud Nikiema</b> <i>Centre d'Etudes et de Recherche sur les TIC et la Cyberactivité</i>	<b>Noé Momha</b> <i>Cabinet M&amp;N Plc</i>	<b>Edmundo Varas</b> <i>KPMG Law</i>	<b>Ju Cunxu</b> <i>Beijing Qiankun Law Firm</i>
<b>Petko Salchev</b> <i>National Center of Public Health and Analyses</i>	<b>Olo Larousse Hien</b>	<b>Roland Abeng</b> <i>The Abeng Law Firm</i>	<b>Fernando Lolás Stepke</b> <i>Universidad Central de Chile; Universidad de Chile</i>	<b>Anonymous Contributors</b>
<b>Petr Dingozov</b>	<b>Sièlma Salimata Kone</b> <i>Université Thomas Sankara</i>	<b>Zakariaou Njoumemi</b> <i>Université de Yaoundé I</i>	<b>Francisca Vial</b> <i>Eyzaguirre &amp; Cía.</i>	<b>Colombia</b>
<b>Plamen Georgiev Rusev</b> <i>Sofia Bar Association</i>	<b>Tatiana Compaore</b> <i>SARMAN Services</i>	<b>Anonymous Contributors</b>	<b>Gonzalo Hoyl Moreno</b> <i>Hoyl, Alliende &amp; Cía.</i>	<b>Alejandra Vidaurre Tugues</b> <i>Muñoz Tamayo &amp; Asociados</i>
<b>Plamena Deliyska-Kamburova</b>	<b>Anonymous Contributors</b>	<b>Canada</b>	<b>Ignacio Abogabir</b> <i>DLA Piper</i>	<b>Carlos Alejandro Toro Prieto</b>
<b>Plamena Popova</b>	<b>Cambodia</b>	<b>Brian Langille</b> <i>University of Toronto</i>	<b>Jorge Canales G.</b> <i>Estudio PSLG</i>	<b>Carlos Andrés Gómez González</b> <i>Gómez Penalistas Abogados</i>
<b>Rayna Krastevitch</b> <i>Sofia Bar Association</i>	<b>Fil B. Tabayoyong, Jr.</b> <i>Pannasastra University of Cambodia</i>	<b>Domenic Crolla</b> <i>Gowling WLG LLP</i>	<b>Juan Pablo Cox Leixelard</b> <i>Universidad Adolfo Ibáñez</i>	<b>Carlos Mario Molina Arrubla</b> <i>Molina Díaz &amp; Abogados SAS</i>
<b>Siyka Milenova</b> <i>Sofia Bar Association</i>	<b>Anonymous Contributors</b>	<b>Fabien Gélinas</b> <i>McGill University</i>	<b>Luis Felipe Hubner</b> <i>UHC Abogados</i>	<b>Eduardo R. Cárdenas</b> <i>Dentons Cardenas &amp; Cardenas Abogados</i>
<b>Spartak Yovchev</b> <i>CasePro Law Firm</i>	<b>Cameroon</b>	<b>Gaynor Roger</b> <i>Shibley Righton LLP</i>	<b>Manuel Jose Fernandez Barros</b>	<b>Guillermo Hernando Bayona Combariza</b>
<b>Stanislav Trendafilov</b>	<b>Barthélémy Onana Ambadiang</b> <i>KGO Law Firm</i>	<b>Jabeur Fathally</b> <i>University of Ottawa</i>	<b>María Inés Horvitz Lennon</b> <i>Universidad de Chile</i>	<b>Jaime Gañán</b>
<b>Svetoslav Stamenov</b>	<b>Bernard Burinyuy Ngaibe</b> <i>The Abeng Law Firm</i>	<b>Jason Foster</b> <i>Athabasca University</i>	<b>Matías Donoso Lamas</b> <i>Urenda &amp; Cía.</i>	<b>Jorge Acosta-Reyes</b> <i>Universidad del Norte</i>
<b>Teodora Savova</b>	<b>Charles M. Fombad</b> <i>Institute for International and Comparative Law in Africa, University of Pretoria</i>	<b>Léo Fugazza</b>	<b>Michele Daroch Sagredo</b> <i>Abdala &amp; Cía. Abogados</i>	<b>Jorge Lara Urbaneja</b> <i>LaraConsultores</i>
<b>Valentin Neychev</b>	<b>Charles Ngoua Elembe</b> <i>The Abeng Law Firm</i>	<b>Lise Desmarais</b> <i>Université de Sherbrooke</i>	<b>Omar Morales</b> <i>Montt y Cía.</i>	<b>José Pablo Velásquez Escobar</b> <i>Universidad de Antioquia</i>
<b>Vasil Dimitrov</b> <i>Vassil Levski National Sports Academy</i>	<b>Diane Silabing epse Ouethy</b> <i>Cabinet d'avocats Me Meuke</i>	<b>Michel William Drapeau</b> <i>University of Ottawa</i>		<b>Luis Alberto Tafur Calderón</b> <i>Universidad del Valle</i>
<b>Victoria Rusanova-Nikolov</b>				
<b>Vladimir Natchev</b> <i>Arsov Natchev Ganeva</i>				
<b>Yasen Kovachev</b>				
<b>Yordan Daskalov</b>				

**Luisa Fernanda Toro Restrepo**  
*Molina Díaz & Abogados SAS*

**María Camila Castellanos Forero**  
*Universidad de los Andes*

**Maria Fernanda Navas Herrera**  
*Pontificia Universidad Javeriana*

**Anonymous Contributors**

## Congo, Dem. Rep.

**Armand Kadulu**

**Benjamin Ifeka Momponza**

**Bruno Bitangilayi Kapongo**  
*Barreau de Kinshasa/Gombe*

**Clement Shamashanga Minga**  
*Centre de Recherches et d'Etudes sur l'Etat de Droit en Afrique (CREEDA)*

**Fiston Iyeli Mputela**

**Freddy Kitoko Nyembo**  
*Centre pour la Justice et la Réconciliation*

**Frederic Kwamba Tshingej**  
*Barreau de Kinshasa/Gombe*

**Fulbert Kwilu Nappa**  
*Université de Kinshasa*

**Grace Beda Mbazi**  
*Université de Goma*

**Jean Jacques Kahunga Mapela**  
*Centre de Recherches et d'Etudes sur l'Etat de Droit en Afrique (CREEDA)*

**Marie Nyombo Zaina**  
*Réseau National des ONG pour le Développement de la Femme (RENADEF)*

**Michael Selemani L.**  
*Hello Docteur, Réseau des Médecins Congolais de proximité*

**Paul Ilunga Numbi**  
*OVK Law Firm*

**Polycarpe Kalala Muambayi**  
*Barreau de Kinshasa/Gombe*

**Rachel Kangila Kamesa**  
*Centre de Recherches et d'Etudes sur l'Etat de Droit en Afrique (CREEDA)*

**Roger Mulamba**  
*RMK & Associes*

**Yves Buguma**  
*Reseau des associations des personnes vivant avec le VIH SIDA (RAS)*

**Yves Ikobya**  
*Programme National Multisectoriel de Lutte contre le Sida (PNMLS)*

**Anonymous Contributors**

## Congo, Rep.

**André Alphard Loussakou**  
*Organisation de la Jeunesse pour l'Education Socio-Culturelle*

**Ileryche Patouh Maloumbi**  
*Association Yemini Sante*

**Jean Pierre Mahoungou**  
*Renforcement de la prévention du VIH auprès des populations clés (RENAPC); Santé+*

**Mesmin Koumba**

**Muriel Gladys Mouandza**  
*Barreau de Pointe-Noire*

**Rodric Bakoula**  
*Labyrinth Global Health, Inc.*

**Anonymous Contributors**

## Costa Rica

**Alfonso Carro Solera**  
*Central Law*

**Benjamín Gutiérrez**  
*BG&A Abogados Corporativos*

**Diego González Fernández**  
*Universitat Pompeu Fabra*

**Douglas Barraza**  
*Programa SALTRA, Universidad Nacional de Costa Rica*

**Dusting Oreamuno Álvarez**  
*Universidad Técnica Nacional*

**Ewald Acuña Blanco**  
*Bufete Acuña & Asociados*

**Federico Morales Chaves**  
*Sfera Legal*

**Felipe Volio Soley**  
*Stanford University*

**J. Federico Campos Calderón**  
*LexPenal - Abogados Penalistas*

**John Brenes Rodríguez**  
*Alta Legal*

**Kendall Ruiz Jiménez**  
*Aselecom Abogados*

**Luis Ángel Sánchez**  
*Facio & Cañas*

**Marvin Carvajal Pérez**  
*Alta Legal*

**Randall Madrigal Madrigal**  
*Colegio de Farmacéuticos de Costa Rica*

**Sylvia Bejarano**  
*Central Law*

**Anonymous Contributors**

## Côte d'Ivoire

**Arsène Dablé**

**Carine Kouadio**  
*Université Félix Houphouët Boigny de Cocody*

**Emile Tea Makado**

**Hervé Bekrou**  
*Cabinet Chauveau Avocats*

**Koné G. Dogbemin**  
*SCPA N-Dogbemin & Associes*

**Pierre T. Diavatche**  
*Cabinet d'Avocat Diavatche*

**Anonymous Contributors**

## Croatia

**Alan Soric**  
*Law Office Soric*

**Anja Juršetić**  
*Juršetić & Partners*

**Boris Kozjak**

**Boris Šavorić**  
*Šavorić & Partners*

**Božidar Feldman**  
*Matić, Feldman & Herman*

**Darko Jurišić**  
*General Hospital Slavonski Brod*

**Dominik Žugaj**  
*Šavorić & Partners*

**Ivan Gržić**  
*Tus & Gržić*

**Ivana Markovinović Žunko**

**Marko Kruc**  
*Odvjetničko društvo Ivković i Kruc j.t.d.*

**Radmila Bonifačić**

**Sandra Pleskina**

**Tomislav Profozic**

**Toni Štifanić**  
*Mačević & Partners*

**Vedran Zlatic**  
*Sveučilišta u Splitu*

**Zeljko Kopic**

**Zvonimir Kalember Skoko**  
*Porobija & Porobija*

**Anonymous Contributors**

## Cyprus

**Achilles C. Emilianides**  
*University of Nicosia*

**Andreas Marcou**  
*Centre of Excellence for the Rule of Law and European Values (CRoLEV), UCLan Cyprus*

**Christos Mitsides**  
*Chr. P. Mitsides & Co LLC*

**Dimitrios Ntourakis**  
*European University Cyprus*

**Eleftherios T. Economou**  
*Economou & Co LLC*

**Ioannis Economou**  
*Economou & Co LLC*

**Ioannis Kalligeros**

**Michael Kyriakides**  
*Harris Kyriakides*

**Myron Michael Nicolatos**

**Stephanie Laulhe Shaelou**  
*Centre of Excellence for the Rule of Law and European Values (CRoLEV), UCLan Cyprus*

**Anonymous Contributors**

## Czechia

**Arkady Alexandrov**

**Darina Jandová**

**Filip Šimák**

**Jan Poláček**  
*Poláček, Tryznová & Prudlová*

**John A. Gealfow**  
*Masaryk University; Nugis Finem; OYERS.LAW*

**Katarína Šipulová**  
*Masaryk University*

**Lukáš Prudil**  
*AK PRUDIL a spol.*

**Michal Kosciak**  
*Masaryk University*

**Michal Przewczek**  
*Weinhold Legal*

**Michal Radvan**  
*Masaryk University*

**Milan Vraspír**  
*VRASPÍR LEGAL advokáti s.r.o.*

**Olga Daňková**

**Olga Sovova**  
Police Academy of the Czech  
Republic in Prague

**Ondřej Chlada**  
DLA Piper

**Pavína Komedová**

**Petr Zidek**  
Feichtinger Zidek Fyrbach  
advokati s.r.o.

**Šárka Zapletalová**

**Tomáš Němeček**  
AK Hlaváček & Krampéra

**Vojtech Steininger**  
Hartmanova & Steininger

**Anonymous Contributors**

## Denmark

**Anders Bang Mønster  
Hansen**  
FOA

**Charlotte Møller**

**Christian Bentz**  
Lind Advokataktieselskab

**Christian F. Jensen**

**Christian Harlang**

**Claus Heide Andersen**  
IDEAL Law Firm

**Helle Krunke**  
University of Copenhagen

**Inger Stokvad Loft**  
König Advokater

**Jakob Arrevad**  
Arrevad Gottlieb

**Jesper Rothe**  
The Association of Danish  
Law Firms

**Majken Johansen**  
Citadel Advokater

**Nikolaj Juhl Hansen**  
DreistStorgaard Advokater

**Paul Kruger Andersen**  
Århus University

**Per Andersen**  
University of Southern  
Denmark

**Peter Wengler-Jørgensen**

**Signe Smith Jervelund**  
University of Copenhagen

**Anonymous Contributors**

## Dominica

**Beverly Leblanc**  
Circle of Friends

**Dell-Anne Kayonne  
Jno Lewis**

**Anonymous Contributors**

## Dominican Republic

**Alfredo Lachapel**  
Lachapel Toribio - Abogados

**Denisse Casado Reyes**  
The Deutsche Gesellschaft  
für Internationale  
Zusammenarbeit GmbH

**Elisabetta Pedersini**  
Aaron, Suero & Pedersini

**Francisco Alvarez Valdez**  
Participación Ciudadana

**Jeffrey Lizardo**  
Instituto Tecnológico de  
Santo Domingo (INTEC)

**Luis Eduardo Jiménez**  
Jiménez Peña

**Manuel Colomé-Hidalgo**  
Universidad Autónoma de  
Santo Domingo

**Ricardo Sosa**  
OSM Legal

**Roberto Medina Reyes**  
Jorge Prats Abogados &  
Consultores

**Stalin Ciprian**  
Ciprian Arriaga & Asocs.

**Virgilio A. Mendez Amaro**  
Mendez & Asociados

**Anonymous Contributors**

## Ecuador

**Alfredo Brito**  
Brito & Pinto

**Alvaro José Freile Franco**  
Universidad Hemisferios

**Ana Belen Posso  
Fernández**  
Ontaneda & Posso Abogados

**Angie Toapanta Ventura**  
Centro de Investigación y  
Defensar del Derecho al  
Trabajo (CIDDT)

**Diego Almeida-Guzmán**  
Almeida Guzman Asociados

**Farith Simon**  
Universidad San Francisco  
de Quito

**Gabriela Salazar**  
Sempertegui Abogados

**Gladis Proaño Reyes**

**James Pilco Luzuriaga**  
Universidad del Azuay

**Juan Alfredo Chiriboga  
Sánchez**  
Universidad Hemisferios

**Juan Francisco Pozo Torres**  
Universidad San Francisco  
de Quito

**Juan José Campaña del  
Castillo**

**Juan Páez Parral**  
Páez Terán Abogados

**María Gracia Naranjo  
Ponce**  
Universidad San Francisco  
de Quito

**María José Luna Lara**  
Universidad Hemisferios

**Mario Iván Armendáriz Y.**  
AVA LEGAL

**Santiago Escobar**

**Santiago Solines Moreno**  
Solines & Asociados; World  
Compliance Association  
Ecuador

**Xavier F. Andrade Castillo**  
Universidad San Francisco  
de Quito

**Anonymous Contributors**

## Egypt, Arab Rep.

**Gehad Hamdy**  
Speak Up

**Ibrahim Ahmad**  
Ein Shams University

**Ibrahim Fahmy Kharboush**  
High Institute of Public  
Health, Alexandria University

**Khaled El Shalakany**  
Shalakany Law Office

**Marco Soliman**

**Nada T. Gadalla**  
Zulficar and Partners  
Law Firm

**Taher S. Benany**

**Anonymous Contributors**

## El Salvador

**Adán Araujo**  
Arias

**Alberto Alfaro Alvarado**  
Universidad Dr. José Matías  
Delgado

**Daniel A. Joya**  
Joya y Asociados

**Francisco Murillo**  
Central Law

**José Raúl Guerrero  
Jiménez**  
Legalis

**Luis Alonso Navarrete  
Soto**  
LANS Law Global

**Piero Antonio Rusconi  
Gutierrez**  
Central Law

**Rommell Sandoval**  
Innovation & Development  
(I&D Consulting)

**S. Enrique Anaya**  
Instituto Iberoamericano  
de Derecho Constitucional  
(IIDC SV)

**Anonymous Contributors**

## Estonia

**Andres Vutt**  
University of Tartu

**Ga Gabriel Tavits**  
University of Tartu

**Jaak Siim**  
Cuesta Advokaadibüroo

**Liis Rooväli**  
University of Tartu

**Madis Kiisa**  
Advokaadibüroo K&S Legal

**Merili Laansoo**  
Advokaadibüroo LINDEBERG

**Merle Erikson**  
University of Tartu

**Raul Kartsep**  
Sorainen

**Tanel Kerikmäe**  
Tallinn University of  
Technology (TalTech)

**Tauno Tark**  
Law Office TARK

**Urmass Kukk**  
KPMG Law

**Anonymous Contributors**

## Ethiopia

**Abiyou Girma Tamrat**

**Amare Setotaw**  
Debre Markos University

**Belay Ketema Homa**

**Belayhun Ashenafi Tadesse**  
Wolaita Sodo University

**Debebe Hailegebriel**  
Debebe Hailegebriel Law  
Office (DHLO)

<b>Girma Kassa Kumsa</b> <i>Arsi University</i>	<b>Markku Fredman</b> <i>Asianajotoimisto Fredman &amp; Månsson Oy</i>	<b>Eric Landot</b> <i>Landot &amp; Associés</i>	<b>Thi My Hanh Ngo-Folliot</b> <i>Association pour la Coopération Juridique Europe Vietnam</i>	<b>Grigol Gagnidze</b> <i>Georgian Barristers International Observatory</i>
<b>Guadie S. Wondimagegn</b> <i>Queen Mamohato Memorial Hospital (QMMH)</i>	<b>Matti Ilmari Niemi</b> <i>University of Eastern Finland</i>	<b>Florent Joubert</b> <i>Joubert Avocats</i>	<b>Thierry Bonnet</b> <i>CastaldiPartners</i>	<b>Guram Imnadze</b> <i>Social Justice Center</i>
<b>Hiruy Wubie Gebreegiabher</b> <i>University of Notre Dame, Australia</i>	<b>Mika J. Lehtimäki</b> <i>University of Tampere</i>	<b>Gaëlle Lefrancois</b> <i>SELARL DBA</i>	<b>Véronique Tuffal-Nerson and Christelle Delmas</b> <i>Cabinet TNDA</i>	<b>Iagor Kalandadze</b> <i>Ilia State University</i>
<b>Kokebe W. Jemaneh</b> <i>Addis Ababa University</i>	<b>Mika Launiala</b> <i>University of Eastern Finland</i>	<b>Gilles Toscano</b>	<b>Yann Soyer</b> <i>Soyer &amp; Soyer</i>	<b>Lasha Gogiberidze</b> <i>BGI Legal</i>
<b>Mamenie Endale Messelu</b>	<b>Patrick Lindgren</b> <i>Asianajotoimisto Advocare</i>	<b>Jean Pierre Cahen</b>	<b>Anonymous Contributors</b>	<b>Levan Gotua</b> <i>Begiashevili &amp; Co.</i>
<b>Matias Girma</b> <i>Matias Law Office</i>	<b>Raimo Lahti</b> <i>University of Helsinki</i>	<b>Jean-Christophe Lapouble</b> <i>Veber Avocats</i>	<b>Anonymous Contributors</b>	<b>Mamuka Tuskadze</b>
<b>Mehari Redae</b> <i>Addis Ababa University</i>	<b>Sakari Melander</b> <i>University of Helsinki</i>	<b>Jean-Michel Boisset</b> <i>SAS BBC Notaires Associés</i>	<b>Gabon</b>	<b>Nata Kazakhashvili</b> <i>Ivane Javakhashvili Tbilisi State University</i>
<b>Samrawit Behailu</b> <i>BonelliErede</i>	<b>Tatu Hyttinen</b> <i>University of Turku</i>	<b>Jean-Noël Caubet-Hilloutou</b> <i>Barreau de Pau</i>	<b>Alain Abeng Minko</b> <i>Barreau du Gabon</i>	<b>Nato Pitskhelauri</b> <i>Ivane Javakhashvili Tbilisi State University</i>
<b>Tegegne Zergaw</b> <i>Bahir Dar University</i>	<b>Teuvo Pohjolainen</b> <i>University of Eastern Finland</i>	<b>Jean-Philippe Baur</b> <i>Cabinet Baur &amp; Associés</i>	<b>Irénée Mezui Mba</b> <i>Kalmie Avocats Associés</i>	<b>Zurab Chkheidze</b> <i>Begiashevili &amp; Co.</i>
<b>Temesgen Sisay Beyene</b> <i>Bahir Dar University</i>	<b>Anonymous Contributors</b>	<b>Josette Favier</b> <i>Barreau de Grasse</i>	<b>Justine Mekui Ella</b> <i>Réseau d'Afrique Centrale pour la Santé Reproductive des Femmes (Réseau GCG)</i>	<b>Zurab Tchiaberashvili</b> <i>Ilia State University</i>
<b>Tewodros Demamu Teshome</b>	<b>France</b>	<b>Louis B. Buchman</b> <i>Lexforce</i>	<b>Anonymous Contributors</b>	<b>Anonymous Contributors</b>
<b>Anonymous Contributors</b>	<b>Adam Vermot-Desroches</b> <i>Cabinet VERMOT-DES-ROCHES</i>	<b>Marie Léa Boukoulou</b>	<b>The Gambia</b>	<b>Germany</b>
<b>Finland</b>	<b>Aldjia Aït Ouarab</b>	<b>Marie-Christine Cimadevilla</b> <i>Cimadevilla Avocats</i>	<b>Madi Jobarteh</b> <i>Edward Francis Small Institute for Leadership and Strategy (EFSILS)</i>	<b>Alexander Putz</b> <i>Putz und Partner, Steuerberater &amp; Rechtsanwalt</i>
<b>Ari Miettinen</b> <i>Fimlab Laboratories Ltd.</i>	<b>Anagi Kodituwakku</b> <i>JK ASSOCIÉS</i>	<b>Marie-Laure Basilien-Gainche</b> <i>Institut Universitaire de France; Université Jean Moulin Lyon 3</i>	<b>Nasiru Deen</b> <i>Gambia Press Union</i>	<b>Alexandra Cordes</b> <i>Cordes IP</i>
<b>Eero-Pekka Uotila</b> <i>Finnish Bar Association</i>	<b>Anne Bergheim-Negre</b> <i>University Women of Europe</i>	<b>Michaël Hautot</b>	<b>Satang Nabaneh</b> <i>Law Hub Gambia</i>	<b>Axel Schwarz</b>
<b>Ilkka Sainio</b> <i>Roihu Attorneys Ltd.</i>	<b>Benoît Titran</b>	<b>Nicole Stolowy</b> <i>HEC Paris</i>	<b>Anonymous Contributors</b>	<b>Bogda-Maria Zaroffe</b>
<b>Jukka Paloheimo</b> <i>Roschier Attorneys Ltd.</i>	<b>Bernard Perraud</b>	<b>Olivier Péan de Ponfilly</b>	<b>Georgia</b>	<b>Carl J. Vielhaben</b>
<b>Jussi Junni</b>	<b>Charles Constantin-Vallet</b> <i>Cabinet Constantin-Vallet</i>	<b>Philippe Peyramaure</b>	<b>Andrew Urushadze</b>	<b>Christian Lemke</b> <i>Bundesrechtsanwaltskammer</i>
<b>Kimmo Nuotio</b> <i>University of Helsinki</i>	<b>Chitro Shahabuddin</b>	<b>Sébastien Ducamp</b> <i>Sesame Avocats AARPI</i>	<b>George Gotsadze</b> <i>Curatio International Foundation</i>	<b>Christian Schmidt</b> <i>Haunhorst Schmidt Rechtsanwaltsgesellschaft</i>
<b>Kristiina Äimä</b> <i>University of Helsinki</i>	<b>Christine Sigaut Corneaux</b>	<b>Serge Slama</b> <i>Université Grenoble Alpes</i>	<b>Giorgi Kikiani</b> <i>Montpellier Sentinel Legal</i>	<b>Christian Wolff</b> <i>Schock Rechtsanwälte</i>
<b>Lauri Railas</b> <i>Railas Attorneys Ltd.</i>	<b>Claude Vermorel</b>	<b>Suzy Blanchemanche</b> <i>Henriquet Associés</i>	<b>Gocha Svanidze</b> <i>Svanidze &amp; Partners</i>	<b>Christof Kerwer</b> <i>University of Würzburg</i>
	<b>Didier Cievet</b>	<b>Sylvie Manankiandrianana</b>		
	<b>Dominique Maillard Desgrées du Lou</b> <i>Université Paris Cité</i>			

<b>Cord Brüggmann</b> <i>Brüggmann Legal and Political Consulting</i>	<b>Kerstin Niethammer-Jürgens</b> <i>Jürgens Rechtsanwalts-gesellschaft</i>	<b>Roberto Kunz-Hallstein</b>	<b>Richmond Aryeetey</b> <i>University of Ghana</i>	<b>James Pattas</b>
<b>Cornel Pottgiesser</b> <i>Pottgiesser &amp; Partner</i>	<b>Lukas von Gierke</b> <i>Kanzlei Büsing, Müffelmann &amp; Theye</i>	<b>Roland Gross</b> <i>gross::rechtsanwaelte</i>	<b>Samson Lardy Anyenini</b> <i>A-Partners@Law</i>	<b>Konstantinos Bourtzouidis</b>
<b>Cornelius Overath</b> <i>Minor Hotels Europe &amp; Americas</i>	<b>M. Lupschitz</b> <i>Anwaltskanzlei Lupschitz</i>	<b>Sarah B. Blakeslee</b> <i>Charité – Universitätsmedizin Berlin</i>	<b>Simon Okyere</b> <i>Fugar &amp; Company</i>	<b>Konstantinos Kremmydas</b>
<b>Dennis-Kenji Kipker</b> <i>cyberintelligence.institute</i>	<b>Malte T. Burchard</b>	<b>Sonja Schacht</b> <i>Rechtsanwaltskanzlei Schacht</i>	<b>Anonymous Contributors</b>	<b>Konstantinos Tsavas</b>
<b>Einar Recknagel</b> <i>Schulz Noack Bärwinkel (SNB)</i>	<b>Marc Goormann</b> <i>Kanzlei Goormann &amp; Varga</i>	<b>Stefan Hertwig</b> <i>CBH Rechtsanwälte</i>	<b>Greece</b>	<b>Konstantinos Valmas-Vloutis</b> <i>Valmas-Vloutis &amp; Associates</i>
<b>Franz-Josef Schillo</b> <i>Kanzlei Schillo</i>	<b>Mark Röder</b> <i>Rechtsanwaltskanzlein Röder</i>	<b>Stefan Huster</b> <i>Ruhr-University Bochum</i>	<b>Alexios Athanassopoulos</b> <i>AA Law Firm</i>	<b>Maria Valsamaki</b> <i>Kalamata Bar Association</i>
<b>Friederike Lemme</b>	<b>Martin Sträßer</b> <i>Sträßer Rehm Barfeld</i>	<b>Thomas Feltes</b> <i>Ruhr-University Bochum</i>	<b>Alexis Anagnostakis</b> <i>Anagnostakis Law Offices</i>	<b>Melina Avagianou</b> <i>Klimaka</i>
<b>Gerhard Wegen</b> <i>Gléiss Lutz</i>	<b>Matthias Gündel</b> <i>Gündel &amp; Kollegen (GK-law.de)</i>	<b>Thomas Gayk</b> <i>Rechtsanwaltskanzlei Gayk</i>	<b>Anthony Mavrides</b> <i>Ballas, Pelecanos &amp; Associates</i>	<b>Mixail Nizamis</b>
<b>Genot Warmuth</b> <i>Plaßmann Unkrich</i>	<b>Michael Panienka</b> <i>Panienka Rechtsanwälte</i>	<b>Tobias Groscurth</b> <i>Dr. Dörr &amp; Kollegen</i>	<b>Apostolos Karanasios</b>	<b>Nigel Bowen-Morris</b> <i>Stephenson Harwood</i>
<b>Gregor Dornbusch</b> <i>Baker McKenzie</i>	<b>Muhammed Karagöz</b> <i>Rechtsanwaltskanzlei Karagöz</i>	<b>Ulrike Köllner</b> <i>Kanzlei Krebs Köllner</i>	<b>Aristides Hatzis</b> <i>National and Kapodistrian University of Athens</i>	<b>Nikolaos Ntouskos</b>
<b>H. P. Gloeckner</b>	<b>Oliver Bolthausen</b> <i>DWF</i>	<b>Volker v. Moers</b> <i>Lawyers von Moers</i>	<b>Athanasios G. Simotas</b>	<b>Nikolaos-Nektarios Papadimitriou</b>
<b>Hanno Goltz</b> <i>Oppenhoff</i>	<b>Oliver Thamerus</b>	<b>Wibke Köppler</b> <i>Kanzlei Köppler</i>	<b>Christianna Stylianidou</b> <i>Vouliwatch</i>	<b>Olympia Kafritsa</b>
<b>Henning Rosenau</b> <i>Martin-Luther-Universität Halle-Wittenberg</i>	<b>Peter Hassler</b> <i>Kanzlei Peter Hassler</i>	<b>Willi Kestel</b>	<b>Christos Bitos</b>	<b>Panagiotis Gioulakos</b> <i>e-nomos</i>
<b>Ingo Klaus Wamser</b> <i>Rechtsanwalt Wamser</i>	<b>Peter Münch</b>	<b>Wolf Stahl</b> <i>ADA Cosmetics International</i>	<b>Constantinos Saravakos</b> <i>Center for Liberal Studies (KEFIM); University of Macedonia</i>	<b>Petros Alepakos</b>
<b>Ingo Thews</b> <i>Klopsch &amp; Partner Rechtsanwälte</i>	<b>Peter Wagner</b> <i>Jordan &amp; Wagner Rechtsanwälte</i>	<b>Anonymous Contributors</b>	<b>Costas Gkazis</b>	<b>Stelios Andreadakis</b> <i>Brunel University London</i>
<b>Jacob Zeeb</b> <i>Schramek, Meier &amp; Coll. Rechtsanwälte</i>	<b>Peter-Andreas Brand</b> <i>Redeker Sellner Dahs</i>	<b>Ghana</b>	<b>Dimitris Emvalomenos</b> <i>Bahas, Gramatidis &amp; Partners</i>	<b>Stergios Gialaoglou</b> <i>S&amp;A Gialaoglou Law Firm</i>
<b>Jürgen Möthraith</b> <i>Rechtsanwalt Möthraith</i>	<b>Rainer M. Hofmann</b> <i>Kanzlei im Hofhaus Aachen</i>	<b>Comfort Nyameba Opoku</b> <i>Africa CDC</i>	<b>Dionysis Balourdos</b> <i>National Centre for Social Research</i>	<b>Triantaphylliá Tsioulpá</b> <i>Tsioulpa Law Office</i>
<b>Karsten Hinz</b> <i>Hinz Röttig Rechtsanwälte</i>	<b>Ralf Bernd Herden</b>	<b>Elikem Adisenu-Doe</b> <i>Afrimore Advisors</i>	<b>Dominikos Arvanitis</b> <i>European Legal Consultancy</i>	<b>Vasileios Tetokas</b> <i>VTP Law</i>
<b>Katrin Augsten</b> <i>Anwaltskanzlei Augsten</i>	<b>Ralf Gebauer</b> <i>Gebauer Stein Rechtsanwälte Avocats</i>	<b>Ernest Ako</b> <i>University of Cape Coast</i>	<b>Eleni Tsipa</b>	<b>Virginia Theodoropoulou</b>
	<b>Ralf Welzel</b> <i>Burchert &amp; Partner Rechtsanwälte</i>	<b>Kwame Owusu Agyeman</b>	<b>Evangelia Astridou</b>	<b>Xenophon Paparrigopoulos</b> <i>Potamitis Vekris LLP</i>
		<b>Olusola Ogundimu</b> <i>Integrated Legal Consultants</i>	<b>Evangelia Papadaki</b>	<b>Yota Kremmida</b> <i>Hewlett Packard Enterprise</i>
			<b>Ilias Anagnostopoulos</b> <i>Anagnostopoulos Law Firm</i>	<b>Anonymous Contributors</b>
			<b>Ioanna Balaoura</b> <i>Intrum</i>	

## Grenada

Danyish Harford

Martin Forde  
*St. George's University*

Rosana John  
*Dentons Delany*

Sheriece A. R Noel  
*Afi Ventour & Co.*

Tanya K. Lambert

Yurana Phillip  
*Afi Ventour & Co.*

Anonymous Contributors

## Guatemala

Alejandro Cofiño  
*Alta Legal, QIL+4 Abogados*

Alvaro Ricardo Cordon  
*Cordon y Ovalle Law*

Ana Carolina Nichols  
Herranz  
*Solvo Group*

Angélica Lucía Aguilar  
Gutiérrez  
*INDESA*

Astrid J. Lemus Rodríguez  
*Universidad de San Carlos de Guatemala*

Carlos Roberto Cordón  
Krumme  
*Cordón Krumme & Asociados*

David Ernesto Chacón  
Estrada  
*Universidad de San Carlos de Guatemala*

Diego Ricardo Pérez  
Sandoval  
*ECIJA*

Edson Lopez  
*ECIJA*

Emanuel Callejas A.  
*Carrillo & Asociados*

Fernando Guerra  
*Guerra Ruiz y Asociados*

Fredy A. Quinteros S.

Gabriel Cabrera Menocal  
*Carrillo & Asociados*

Jorge Mario Andriño  
*Grotewold*

José Miguel Argueta Bone  
*Universidad Mariano Gálvez*

Juan José Porras Castillo  
*GT Legal*

Julio Barrios Prado  
*Prevención y Estrategia*

Katherine Rodríguez  
*Carrillo & Asociados*

Katía Marina Torres  
Barrera  
*Torres de Wit & Asociados*

Mario Roberto Guadrón  
Rouanet  
*GT Legal*

Marvin Javier Dávila  
Villegas

Oscar Adolfo Morales  
Montufar

Oscar Augusto Rivas  
Villanueva  
*GR Legal*

Pedro Aragón Muñoz  
*Aragón Law Firm*

Pedro Mendoza Montano  
*Iurisconsulti*

Raúl Bolaños del Águila  
*Centro Internacional para Investigaciones en Derechos Humanos*

Roberto René Alonzo  
del Cid  
*Bufete Alonzo*

Sergio Alejandro Peña  
Mandujano  
*Globalex*

Anonymous Contributors

## Guinea

Aboubacar Koné  
*Solthis Guinée*

Aimé Christophe  
Labilé Kone  
*Avocats Sans Frontières Guinée*

Amadou Babahein Camara  
*Barreau de Guinée*

Ansoumane Kalivogui

Balla Camara  
*Association Guinéenne pour le Développement Intégral de l'Enfant et du Jeune (AGUIDIE)*

Foromo Frederic Loua  
*Les Mêmes Droits pour Tous*

Mandy Kader Konde  
*FOSAD-CEFORPAG*

Moussa Diakité

Oumar Baldé  
*Barreau de Guinée*

Anonymous Contributors

## Guyana

Eva Rawana-Scott

Paloma M. Martin  
*University of Guyana*

Sheik Amir  
*Georgetown Public Hospital Corporation*

Shellon Boyce  
*Guyana Legal Aid Clinic*

Anonymous Contributors

## Haiti

Alain Guillaume  
*Quisqueya University*

Christelle St-Natus Cavé  
*Hudicourt-Woolley & Associés*

Elizabeth Mentor  
Lafontant

Geneviève Michel

Jean Guy Honoré  
*Centre Haitien pour le Renforcement du Système de Santé (CHARESS)*

Michel Succar  
*Cabinet Lissade-Succar*

Olnert Casimir  
*Cabinet Rodrigue Dumas et Associés*

Salim Succar  
*Cabinet Lissade-Succar*

Anonymous Contributors

## Honduras

Alejandro Kaffati  
*Consejo Hondureño de la Empresa Privada*

César Antonio Espinal  
González  
*Consejo Nacional Anticorrupción (CNA); Observatorio de Política Criminal Anticorrupción (OPCA)*

Cesar Gonzalez Icaza  
*Roatan Lawyers*

Daniela Yolanda Puerto  
Irias

Henry Salinas  
*Hablemos de Honduras*

Jessica Kennerley  
*Bufete Colegas*

Jorge Jesús Kawas Mejía  
*K&M Abogados*

José Carlos Perdomo  
Mejía  
*Consejo Nacional Anticorrupción (CNA)*

Lino Carmenate Milián  
*Universidad Nacional Autónoma de Honduras*

Lisandro Valle Perez

Marlon Edgardo Andino  
Martinez  
*Dumas Lex*

Olvin Ulises Mondragón  
Ponce  
*Consejo Hondureño de la Empresa Privada*

Valerya Theodoracopoulos  
López  
*Arias*

Anonymous Contributors

## Hong Kong SAR, China

Amirali B. Nasir  
*NASIRS*

Chan Chun Wai  
*Joseph M.K. Chan Solicitors*

Martin So  
*BNP Paribas*

Melissa Chim  
*Securities and Futures Commission*

Rick Glofcheski  
*University of Hong Kong*

Victor Dawes  
*Temple Chambers*

Anonymous Contributors

## Hungary

Ágota Szentes

Akos Bajorfi  
*Audi Hungaria*

András Cech  
*Cech Law Office*

Andras L. Pap  
*HUN-REN Centre for Social Sciences, Institute for Legal Studies*

András Muskovszky

Beáta Bodnár

Csaba Kiss  
*Environmental Management and Law Association (EMLA)*

Gergely Tihamér Takács

Györgyi Dóra

Hungarian Helsinki  
Committee

Katalin Czingula



<b>Magdolna Nagy</b>	<b>Indonesia</b>	<b>Sianti Candra</b> <i>Agung Podomoro University</i>	<b>Ian O'Donnell</b> <i>University College Dublin</i>	<b>Corrado Maugeri</b>
<b>Maria Meszaros</b>	<b>Alamo Dewanta Laiman</b> <i>Legisperitus Lawyers</i>	<b>Sri Handayani</b> <i>Center of Excellence, Universitas Dian Nuswantoro</i>	<b>Laurent Pech</b> <i>University College Dublin</i>	<b>Daniela Bentivegna</b>
<b>Noemi Suller</b> <i>Schoenherr</i>	<b>Anastasia Pritahayu</b> <i>Assegaf Hamzah &amp; Partners</i>	<b>Tanius Sebastian</b> <i>Parahyangan Catholic University</i>	<b>Lorraine Lally</b> <i>Bar of Ireland</i>	<b>Daniela Brienza</b>
<b>Pál Bátki</b>	<b>Arih Diyaning Intiasari</b> <i>Universitas Jenderal Soedirman</i>	<b>Tristam Pascal Moeliono</b> <i>Parahyangan Catholic University</i>	<b>Michael Fitzgibbon</b> <i>Bar of Ireland</i>	<b>Daniele Bertaggia</b> <i>Studio Legale Internazionale Bertaggia</i>
<b>Péter Pallag</b>	<b>Arsa Ilmi Budiarti</b> <i>Indonesia Judicial Research Society (IJS)</i>	<b>Umar Mubdi</b> <i>Universitas Gadjah Mada</i>	<b>Michael Gillespie</b> <i>Teachers' Union of Ireland</i>	<b>Dario Drago</b>
<b>Szabolcs Miklós Sánta</b>	<b>Dio Wicaksana</b> <i>Indonesia Judicial Research Society (IJS)</i>	<b>Wana Alamsyah</b> <i>Indonesia Corruption Watch</i>	<b>Seán ÓUallacháin</b> <i>Bar of Ireland</i>	<b>Dario Nardoni</b> <i>Ordine Avvocati Firenze</i>
<b>Viktor Olivér Lőrincz</b> <i>HUN-REN Centre for Social Sciences, Institute for Legal Studies</i>	<b>Erwin Natosmal Oemar</b> <i>Ikatan Advokat Indonesia</i>	<b>Wigati Partosedono</b> <i>INTEGRITY Lawyers</i>	<b>Thomas F. Creed</b> <i>Bar of Ireland</i>	<b>Davide Carretta</b>
<b>Viktória Wesztergom-Szabó</b> <i>Wesztergom-Szabó Law Firm</i>	<b>Fenny Tohir</b> <i>TILA &amp; Partners</i>	<b>Yassar Aulia</b> <i>Indonesia Corruption Watch</i>	<b>Zeldine Niamh O'Brien</b> <i>Law Library, The Bar of Ireland</i>	<b>Davide Dalla Francesca</b>
<b>Wanda Byrdy</b>	<b>Gatot P. Soemartono</b> <i>Universitas Tarumanagara</i>	<b>Anonymous Contributors</b>	<b>Anonymous Contributors</b>	<b>Edoardo Oliva</b>
<b>Zoltán P. Pintér</b> <i>Budapest Bar Association</i>	<b>Hanifa M. Denny</b> <i>Diponegoro University</i>	<b>Anonymous Contributors</b>	<b>Italy</b>	<b>Egon Bianchi</b>
<b>Anonymous Contributors</b>	<b>Herliana</b> <i>Universitas Gadjah Mada</i>	<b>Iran, Islamic Rep.</b>	<b>Alessandro Graziani</b> <i>Rome Bar Association</i>	<b>Emanuele Cortesi</b> <i>Partner Studio Legale CMA</i>
<b>Arvinder Pal Singh Narula</b> <i>Bharati Vidyapeeth (DTU) Medical College, Pune</i>	<b>Immanuel A. Indrawan</b> <i>Indrawan Darsyah Santoso (IDS Attorneys)</i>	<b>Mohammad H. Zarei</b>	<b>Alessandro Tagliabue</b>	<b>Emanuele Scafato</b> <i>Società Italiana di Alcologia</i>
<b>Hubertson Tom Wilson</b> <i>Council for Protection of Human Rights</i>	<b>Muhammad Rizaldi Warneri</b> <i>Masyarakat Pemantau Peradilan Indonesia (MaPPI FHUI)</i>	<b>Mohammadreza Ghaneapur</b> <i>Semnan University of Medical Sciences</i>	<b>Alessia-Ottavia Cozzi</b> <i>University of Udine</i>	<b>Emilia Spanedda</b>
<b>Lakshmi Menon Nair</b> <i>Hewlett Packard Enterprise</i>	<b>Ningrum Natasya Sirait</b> <i>Universitas Sumatera Utara</i>	<b>Naser Jafari</b>	<b>Andrea Bitetto</b>	<b>Emiliano Torchia</b> <i>Molteni Torchia Avvocati</i>
<b>Pramod Singh</b> <i>Lux Veritas, Advocates &amp; Solicitors</i>	<b>Nisrina Nadhifah Rahman</b> <i>Humanis</i>	<b>Anonymous Contributors</b>	<b>Andrea Marraffino</b>	<b>Filippo Bertolami</b> <i>Associazione Osservatori della Legalità</i>
<b>Rabindra Jhunjhunwala and Raj Panchmatia</b> <i>Khaitan &amp; Co.</i>	<b>Rahayu Ningsih Hoed</b> <i>Makarim &amp; Taira S.</i>	<b>Ireland</b>	<b>Angela Furlan</b> <i>Super Minus Association</i>	<b>Francesca Castoldi</b>
<b>Rajas Kasbekar</b> <i>CRK Legal</i>	<b>Ravio Patra</b> <i>Westminster Foundation for Democracy</i>	<b>Bill Holohan</b> <i>Holohan Lane</i>	<b>Angelo Sandrini</b>	<b>Francesco Altamore</b>
<b>Subhrrag Mukherjee</b> <i>Hewlett Packard Enterprise</i>	<b>Dr. Rimawati</b> <i>Universitas Gadjah Mada</i>	<b>Catherine Ghent</b> <i>Catherine Ghent Solicitors</i>	<b>Anna Simonati</b> <i>University of Trento</i>	<b>Francesco De Angelis</b>
<b>Suvir Sidhu</b>	<b>Dr. Robert</b> <i>Universitas Sumatera Utara</i>	<b>David Leonard</b> <i>Bar of Ireland</i>	<b>Antonella Miccoli</b>	<b>Francesco Di Pretoro</b> <i>Di Pretoro &amp; Partners</i>
<b>Vipender Mann</b> <i>KNM &amp; Partners</i>		<b>Deirdre Madden</b> <i>University College Cork</i>	<b>Antonio Ciaurro</b>	<b>Fulvio Venditti</b>
<b>Anonymous Contributors</b>		<b>Don McGann</b> <i>Alastair Purdy &amp; Co.</i>	<b>Antonio De Martinis</b>	<b>Gabriele Fantin</b>
		<b>Edward Mathews</b> <i>Griffith College Dublin</i>	<b>Antonio Viscomi</b> <i>Magna Graecia University of Catanzaro</i>	<b>Giambattista Colombo</b>
			<b>Astolfo Di Amato</b> <i>Astolfo Di Amato &amp; Associati</i>	<b>Gianni Di Santo</b>
			<b>Beatrice Sica</b>	<b>Gianpiero Zingari</b> <i>Lexsential</i>
				<b>Giovanni Nardulli</b> <i>Legance Avvocati Associati</i>
				<b>Giuseppe Cossa</b>
				<b>Giuseppe Lorenzo Rosa</b>

<b>Ione Ferranti</b>	<b>Michele Denicolò</b>	<b>Stefania Santilli</b> <i>Milano Legal Solutions</i>	<b>Naritaka Tomoeda</b> <i>Hewlett Packard Enterprise</i>	<b>Kuben Abzhanov</b> <i>Baker McKenzie</i>
<b>Laura Pavese</b> <i>Hewlett Packard Enterprise</i>	<b>Michele Gallina</b> <i>CIDA</i>	<b>Stefano Delsignore</b>	<b>Shugo Hotta</b> <i>Tokyo Metropolitan University</i>	<b>Sergey Skryabin</b>
<b>Lorenzo Zoppoli</b> <i>Università di Napoli Federico II</i>	<b>Michele Miccoli</b> <i>Studio Legale M&amp;M</i>	<b>Stella Brembilla</b> <i>Studio Razza</i>	<b>Soichiro Fujiwara</b> <i>Baker McKenzie</i>	<b>Sofiya Zhylkaidarova</b> <i>SIGNUM Law Firm</i>
<b>Loretta Vinvenza Severino</b>	<b>Monica Ceravolo</b>	<b>Teresa Berardi</b>	<b>Takashi Maruta</b> <i>Sannomiya Law Office</i>	<b>Svetlana Sylkina</b> <i>Almaty Legal Chamber</i>
<b>Luca Barontini</b> <i>University of Genoa</i>	<b>Nadia Gentili</b>	<b>Tiziana Annicchiario</b>	<b>Toshiaki Higashi</b> <i>Nishinohon Occupational Health Service Center</i>	<b>Timur Yerjanov</b> <i>Almaty City Bar Association</i>
<b>Luca Medugno</b>	<b>Nicolò Bastianini Carnelutti</b>	<b>Tiziana Ficarelli</b>	<b>Yohei Suda</b>	<b>Vladislav Nadtochiy</b> <i>Intellect Partners LLP</i>
<b>Luca Verzelloni</b> <i>University of Milano-Bicocca</i>	<b>Ofelia Battigaglia</b>	<b>Valeria Carlucci</b>	<b>Yosuke Shimamura</b>	<b>Yulia Galinskaya</b> <i>Caspian University</i>
<b>Luigi Mori</b> <i>Biolato Longo Ridola &amp; Mori</i>	<b>Patrizia Magarò</b> <i>University of Genoa</i>	<b>Vittorio Fanchiotti</b> <i>University of Genoa</i>	<b>Anonymous Contributors</b>	<b>Anonymous Contributors</b>
<b>Maddalena Castellani</b> <i>Studio Legale TC; Università di Verona</i>	<b>Piero Giordano</b>	<b>Walter Laganà</b>	<b>Anonymous Contributors</b>	
<b>Marco Esposito</b> <i>Università degli Studi di Napoli Parthenope</i>	<b>Pierpaolo Martucci</b> <i>University of Trieste</i>	<b>Anonymous Contributors</b>	<b>Jordan</b>	<b>Kenya</b>
<b>Marco Menegatti</b>	<b>Pietro Adami</b>	<b>Anonymous Contributors</b>	<b>Abdullah Al-Nawayseh</b> <i>Mu'tah University</i>	<b>Benson Ngugi</b> <i>Igeria &amp; Ngugi Advocates</i>
<b>Maria Paola Tavera</b>	<b>Pietro Faraguna</b> <i>University of Trieste</i>	<b>Allan Wood</b> <i>Livingston Alexander &amp; Levy</i>	<b>Eman Al Dabbas</b> <i>International Business Legal Associates</i>	<b>Dennis Mung'ata</b> <i>Gichimu Mung'ata &amp; Co. Advocates</i>
<b>Maria Rita Salvatore</b>	<b>Pietro Gianbattista Bembo</b>	<b>Annalee Gray Brown</b> <i>Caribbean Institute for Health Research</i>	<b>Ghaith Almajali</b> <i>Almajali and Partners</i>	<b>Fred Ondieki Mogotu</b> <i>Fred and Isaac Advocates (FredLaw)</i>
<b>Mariano Cingolani</b> <i>University of Macerata</i>	<b>Pietro Troianiello</b> <i>Troianiello &amp; Associati</i>	<b>Anthony Clayton</b> <i>University of the West Indies</i>	<b>Hisham Ababneh</b> <i>Ababneh Law and Arbitration</i>	<b>Grace Njoki Kamau</b> <i>Grewin Advocates and Consultants</i>
<b>Mariano di Monaco</b> <i>Studio Legale M&amp;M</i>	<b>Renato Gonsalvo</b> <i>Circolo Culturale i Federiciani</i>	<b>Audrey Brown</b>	<b>Kamal Jamal Alawamleh</b> <i>University of Petra</i>	<b>Hiram Nyaburi</b> <i>DLA Piper, Iseme Kamau &amp; Maema Advocates</i>
<b>Marina Aragona</b> <i>Forza &amp; Bellezza</i>	<b>Roberto Ceccon</b>	<b>Anonymous Contributors</b>	<b>Khadeja Daify</b>	<b>John Maingi Kihiu</b> <i>Confederation of Micro and Small Enterprises</i>
<b>Marlène Giuliani</b> <i>Giuliani &amp; Co. Attorneys</i>	<b>Roberto de Miro</b> <i>Miro d'Ajeta &amp; Iannelli</i>	<b>Japan</b>	<b>Motasem Kh. Mushasha</b> <i>Al al-Bayt University</i>	<b>Kiingati Ndirangu</b> <i>Kiingati Ndirangu &amp; Associates</i>
<b>Martino Luigi Buora</b>	<b>Roberto Picariello</b>	<b>Akifumi Mochizuki</b> <i>Atsumitoshiyuki Law Office</i>	<b>Raghad Qasem</b> <i>Abdullah &amp; Partners</i>	<b>L. Samson Opundo</b> <i>Opundo &amp; Associates</i>
<b>Massimiliano Gabrielli</b>	<b>Roberto Turolla</b>	<b>Hiroshi Matsuo</b> <i>Keio University</i>	<b>Zaha Najdawi</b> <i>A&amp;T Najdawi Law</i>	<b>Mbugua Ngugi</b> <i>CKR Advocates</i>
<b>Massimo Burghignoli</b>	<b>Rossana Novati</b>	<b>Junko Suetomi</b> <i>Baker McKenzie</i>	<b>Zaid Muhmoud Al-Aqaileh</b> <i>Mu'tah University</i>	<b>Mercy Kareithi</b> <i>Mercy Kareithi &amp; Co. Advocates</i>
<b>Massimo Caiazza</b> <i>Caiazza &amp; Partners</i>	<b>Rossella Foldini</b> <i>Lorenzi &amp; Foldini Studio Legale</i>	<b>Kazumasa Yamagishi</b> <i>Juntendo University</i>	<b>Anonymous Contributors</b>	
<b>Massimo Castrucci</b> <i>BGR Tax and Legal</i>	<b>Rossella Russo</b>	<b>Kosuke Oie</b> <i>LPA Tokyo</i>	<b>Kazakhstan</b>	
<b>Maurizio Ricigliano</b>	<b>Sabrina Giroto</b>	<b>Masayuki Shima</b> <i>Hyogo Medical University</i>	<b>Arlan Yerzhanov</b>	
<b>Michele Calleri</b> <i>Transparency International Italia</i>	<b>Sebstiano Cavarra</b>	<b>Mayumi Ikeuchi</b> <i>Tokai University</i>	<b>Artem Timoshenko</b> <i>Unicase Law</i>	
	<b>Silvia Battaglia</b>			
	<b>Silvia Nutini</b>			
	<b>Silvia Sorrentino</b>			

**Nelson Juma Otswana**  
National Empowerment  
Network of People living  
with HIV/AIDS in Kenya  
(NEPHAK)

**Remigeo P. Mugambi**  
Muthoga Gaturu &  
Company, Advocates

**Susan Mbithe Mutinda**  
B M Musau & Co.

**Thomas Muinga Chokwe**  
University of Nairobi

**Timothy Mutambuki**

**Wilfred Nderitu**  
Nderitu & Partners  
Advocates

**Wilfred Opiyo Ochieng'**  
Prof. Albert Mumma &  
Company Advocates

**Anonymous Contributors**

## Korea, Rep.

**Bok Ki Hong**  
Yonsei University

**Changwoo Lee**  
Donghwa Labor Law  
Consultants

**Geary Choe**  
Kim & Chang

**Hwang Lee**  
Korea University

**Jaehyuk Ahn**  
Kim & Chang

**Jaeseop Song**  
IIAC

**Junsok Yang**  
The Catholic University of Korea

**Keechang Kim**  
Korea University

**Sang Hoon Han**  
Yonsei University

**Sangbong Lee**  
Daeryook & Aju International  
Law Group

**Anonymous Contributors**

## Kosovo

**Agon Beka**

**Agon Rrecaj**

**Agron E. Beka**  
University of Mitrovica  
"Isa Boletini"

**Arta Dauti**  
University of Mitrovica  
"Isa Boletini"

**Bahtir Troshupa**

**Besim Tafa**

**Brikena Mujku**  
Kalo & Associates

**Enver Hasani**  
University of Prishtina  
"Hasan Prishtina"

**Fatmire Haliti**  
Kosova Rehabilitation Centre  
for Torture Victims (KRCT)

**Fitore Morina**  
University of Prishtina  
"Hasan Prishtina"

**Halim Bajraktari**  
University "Ukshin Hoti"  
Prizren

**Jona Bica Kacinari**  
Kalo & Associates

**Kolë Krasniqi**  
University of Peja

**Krenar Loshi**

**Leutrim Sylja**

**Mervete Shala**  
University for Business and  
Technology

**Mytaher Haskuka**  
University of Prishtina  
"Hasan Prishtina"

**Nerxhivane Dauti**  
University of Prishtina  
"Hasan Prishtina"

**Teuta Beka**

**Valon Hasani**

**Anonymous Contributors**

## Kuwait

**Adel Abdulhadi**  
Al Oula Law

**Adham Hashish**  
JusticeDiwan

**Bader Alqellaish**  
Wefaq Law Firm

**Dolly Sleem**  
Al Oula Law

**Fawaz Khalid Taher  
Alkhateeb**  
Taher Group Law Firm Co.

**Mohamed Ramadan Taha  
Ameen**  
Al Markaz Law Firm

**Sanabil Jafar**  
Al Oula Law

**Talal Taqi**  
Al-Dostour Law Firm

**Anonymous Contributors**

## Kyrgyz Republic

**Amantur Egemberdiev**  
Centil Law Firm

**Andrey Li**  
LEX Law Firm

**Sanzhar Aldashyev**

**Tattuuubuu Ergeshbaeva**  
Tandem Law Firm

**Anonymous Contributors**

## Latvia

**Aleksandr Gaponenko**  
Institute of European Studies

**Girts Brigis**  
Riga Stradiņš University

**Inga Kudeikina**  
Riga Stradiņš University

**Ingrida Veiksa**  
Turiba University

**Janis Grasis**  
Riga Stradiņš University

**Jelena Alfejeva**

**Kristaps Loze**  
Loze & Partners

**Liene Cakare**  
ZAB EY Law

**Linda Lielbriede**  
Rusanovs & Partneri

**Marta Urbane**  
Riga Stradiņš University

**Natalja Purina**  
PricewaterhouseCoopers

**Ronalds Rožkalns**

**Tatjana Sinkevica**

**Violeta Zeppa-Priedīte**  
Sorainen

**Anonymous Contributors**

## Lebanon

**Antoine G. Ghafari**  
Ghafari & Associates

**Elie W. Chalhoub**  
The Arab Center for the  
Development of the Rule of  
Law and Integrity (ACRLI)

**Joelle Khater**  
Badri and Salim El Meouchi  
Law Firm

**Mohamad Ziad Ramadan**  
El-Aref International Law  
Office

**Najib Mikhael Khattar**  
Khattar Associates

**Roger El Khoury**  
The Hague Institute for  
Innovation of Law (HiIL)

**Roula Zayat**  
The Arab Center for the  
Development of the Rule of  
Law and Integrity (ACRLI)

**Samir S. Ibrahim**

**Sheryne A. Koteiche**  
Awada & Tyan Law Firm

**Anonymous Contributors**

## Liberia

**Cecil B. Griffiths**  
Criminal Justice Support  
Foundation for West Africa

**Decontee T. King-Sackie**  
ZE'AD Advisors and  
Consultants

**John (Weah) Kamma**  
Citizens Bureau for  
Development and Productivity

**Kebeh S. Freeman-Saryon**  
Probity Law and Security  
Consultancy Inc.

**Lafayette Butrose Gould, Sr.**

**Lucia Diana Sonii Gbala**  
Heritage Partners &  
Associates

**Prince Tarnah**  
CMB Law Group

**Anonymous Contributors**

## Lithuania

**Andrej Gorbatkov**  
Vilnius University

**Artūras Gutauskas**  
Gutauskas Law Firm

**Bronius Šimanavičius**  
Lietuvos Advokatūra

**Danguole Jankauskiene**  
Mykolas Romeris University

**Ieva Kubiliene**

**Jurita Repšienė**

**Loreta Andziulytė**  
ECOVIS ProventusLaw

**Rimantas Stanevičius**  
Ellex Valiunas

**Romualdas Drakšas**  
Lithuanian Bar Association

**Vytautas Mačiulskis**

**Vytautas Sirvydis**  
Gustaitis, Pesenka, Sirvydis,  
Vaicekauskas, & Partners

**Zita Smirnoviene**  
*Darius Sosnovskis Law Firm*

**Anonymous Contributors**

## Luxembourg

**Antoine Fortier Grethen**  
*SJL Jimenez Lunz*

**Emilia Fronczak**  
*Loyens & Loeff*

**Felix Mgbekonye**

**Pascal Peuvrel**  
*JURISLUX*

**Sara Sorgon**  
*Barreau de Luxembourg*

**Anonymous Contributors**

## Madagascar

**Alphonse Anatole**  
*Barreau de Madagascar*

**Andry Herisoa**  
**Andrianasolo**  
*Institut International des Sciences Sociales Madagascar*

**Andry Randriaminosoa**  
*Barreau de Madagascar*

**Bakoly Rakotomalala**

**Marianne Pavot**  
*Barreau de Madagascar*

**Mialy Randriamfidimanana**

**Michèle Vonintsoa**  
**Razafimbelo**  
*Barreau de Madagascar*

**Olivia Rajerison**  
*Cabinet RAJERISON*

**Radson Solo**

**Saholiniaina Njivasoa**  
**Nathalie Rambelosen**  
*Barreau de Madagascar*

**Sahondra Rabenarivo**  
*Madagascar Law Offices*

**Tino Harvel Razafinimanana**

**Anonymous Contributors**

## Malawi

**Adamson S. Muula**  
*Kamuzu University of Health Sciences*

**Ahmed Mussa**  
*Ritz Attorneys at Law*

**Alfred Gracious Majamanda**  
*Mbendera & Nkhono Associates*

**Allan Hans Muhome**

**Chimwemwe Chithope-Mwale**  
*Legal Aid Bureau*

**Gabriel Kambale**  
*GK Associates*

**George Naphambo**  
*Naphambo and Company*

**Lozindaba Mbvundula**

**Martha Kaukonde**  
*Kaukonde Lawyers*

**Anonymous Contributors**

## Malaysia

**Anis Mohd Sohaimi**  
*MahWengKwai & Associates*

**Mahadirin Hj.Ahmad**  
*University Malaysia Sabah*

**Mohd Munzil Muhamad**  
*Enforcement, Leadership & Management University*

**Norhisham bin Abd Bahrin**  
*Azmi & Associates*

**Phye Keat Chew**  
*Raja, Darryl & Loh*

**Sumitha Shaanthinni Kishna**  
*Chambers of Sumitha*

**Anonymous Contributors**

## Mali

**Balla Seye**

**Bourema Sagara**  
*SCPA ATHENA LEGIS*

**Oumar Niare**  
*Barreau du Mali*

**Ousmane Sylla**

**Samba Baba Ndiaye**  
*Barreau du Mali*

**Anonymous Contributors**

## Malta

**David Lorenzo**

**Mark Said**

**Therese Comodini Cachia**  
*University of Malta*

**Tyrone Grech**  
*Naudi Mizzi & Associates*

**Anonymous Contributors**

## Mauritania

**Mohamed Sidi Abderrahmane Brahim**

**Zeinebou Taleb Moussa**  
*Association Mauritanienne pour la Santé de la Mére et de l'Enfant (AMSME)*

**Anonymous Contributors**

## Mauritius

**Alexandre H. Le Blanc**  
*Le Blanc Chambers*

**Deena Bhoynoo**  
*Middlesex University Dubai*

**Deepti Bismohun**

**Mohammad Nawaz Dookhee**

**Raouf Gulbul**

**Yves Hein**  
*Hein Chambers*

**Anonymous Contributors**

## Mexico

**Alfonso Rodriguez-Arana**  
*Legalmex S.C.*

**Angélica Ángeles Llerenas**  
*Escuela de Salud Pública de México*

**Carlos de Buen Unna**  
*Bufete de Buen*

**Carlos Santos-Burgoa**  
*The George Washington University*

**Christian Amaury Ascencio Martínez**  
*Universidad Nacional Autónoma de México*

**Diego Gómez-Haro Katznelson**  
*Sánchez Devanny*

**Ernesto C. Sanchez-Rodriguez**  
*Universidad Nacional Autónoma de México*

**Esteban Maqueo Barnetche**  
*Maqueo, Camarena y Magdalena*

**Gloria Alejandra Moreno Altamirano**  
*Universidad Nacional Autónoma de México*

**Guillermo Piecarchic**  
*PMC Tax & Legal*

**Hugo Hernandez Ojeda Alvarez**  
*Hogan Lovells*

**José Alberto Campos Vargas**  
*Sánchez Devanny*

**José Iván Magdaleno Camacho**  
*Maqueo, Camarena y Magdalena*

**Juan David Balanzátegui Sánchez**  
*Asociación Nacional de Doctores en Derecho (ANDD)*

**Juan Francisco Torres Landa Ruffo**  
*Hogan Lovells*

**Juan Manuel Juárez Meza**  
*Contramar Abogados*

**Luciano Mendoza Cruz**  
*Universidad Nacional Autónoma de México*

**Luis Raymundo Lozano Juárez**  
*Juntendo University*

**Mariana Tejado Gallegos**  
*Green Business Partners*

**Mauricio Foeth**  
*Taxavo*

**Mayra Quintero Casillas**  
*Hewlett Packard Enterprise*

**Miguel Angel Gonzalez Bravo**  
*GBM Abogados*

**Moisés Manuel Castro Jarquín**  
*Universidad Nacional Autónoma de México*

**Mónica Castillejos-Aragón**  
*UC Berkeley*

**Oliva López Arellano**  
*Universidad Autónoma Metropolitana*

**Rosa Merlín Rodríguez**  
*Universidad Nacional Autónoma de México*

**Roselia Arminda Rosales Flores**  
*Universidad Autónoma de la Ciudad de México*

**Sergio López Moreno**  
*Universidad Autónoma Metropolitana*

**Silvano Cantú**  
*Laboratorio de Innovación para la Paz*

**Anonymous Contributors**



<b>Denise Arnold</b> LOA Law	<b>W. John Hopkins</b> University of Canterbury   Te Whare Wānanga o Waitaha	<b>Bisi Bright</b> LiveWell Initiative (LWI)	<b>Oluchi Christiana Maduka</b> University of Ibadan	<b>Andrijana Trpchevska Stojanovska</b>
<b>Douglas Lyon</b> LOA Law	<b>William Akel</b> Sangro Chambers	<b>Bola Jibogun</b> Legal Aid Council of Nigeria (LAC)	<b>Oluwafunke Adeoye</b> Hope Behind Bars Africa	<b>Deljo Kadiev</b>
<b>Erich Bachmann</b> Hesketh Henry	<b>Anonymous Contributors</b>	<b>Chidimma Iwunze</b> DLA Piper, Olajide Oyewole	<b>Oluyemisi Adefunke Bangbose</b> University of Ibadan	<b>Dragan Lazarov</b>
<b>Frances Joychild</b>	<b>Nicaragua</b>	<b>Chudi Nelson Ojukwu</b> L C & N (Legal Practitioners)	<b>Opeyemi A. Gbadegesin</b> University of Ibadan	<b>Dushan Sharanovikj</b>
<b>Gay Morgan</b> Te Piringa - Faculty of Law, University of Waikato	<b>Kevin Humberto Castro Arias</b>	<b>Daprim Ogaji</b> University of Port Harcourt	<b>Ose Okpeku</b> The Law Crest LLP	<b>Elena Nikodinovska Miftari</b>
<b>Geoff Hall</b> University of Otago	<b>Meyling Sampson</b> Consortium Legal	<b>Dorcas Abimbola Akinpelu</b> Koladasi University	<b>Peter K. Fogam</b> Crescent University	<b>Gordana Lazhetikj</b> Iustinianus Primus Faculty of Law, Ss. Cyril and Methodius University
<b>Gordon Anderson</b> Victoria University of Wellington	<b>Uriel E. Balladares Arias</b>	<b>Femi Aborisade</b> Abope Chambers	<b>Samson Ojodomo Onuche</b> Crest & Cradle Attorneys	<b>Ilija Nedelkoski TAV Macedonia</b>
<b>Ian Miller</b>	<b>Anonymous Contributors</b>	<b>Frank O. Ijege</b> TransparencIT	<b>Similoluwa Adeyemi</b> DLA Piper, Olajide Oyewole	<b>Leonid Trpenoski</b>
<b>Kris Morrison</b> Parry Field Lawyers	<b>Niger</b>	<b>Gabriel Onojason</b> Alliance Law Firm	<b>Stanley Ibe</b> Goodshare & Maxwells	<b>Ljupka Noveska Andonova</b> Karanovic & Partners
<b>Marie Bismark</b> The University of Melbourne	<b>Ali Idrissa</b> Réseau des Organisations pour la Transparence et l'Analyse Budgétaire (ROTAB Niger)	<b>Gbenga Odusola</b> ACME Law Partners, Gbenga, Odusola, & Co.	<b>Terrumun Swende</b> Benue State University	<b>Maja Risteska</b> AD Insurance Policy
<b>Mark Winger</b> Holmden Horrocks	<b>Idrissa Tchernaka</b> Réseau DH-Gouvernance	<b>Ibrahim Imam</b> University of Ilorin	<b>Uche Obi</b> Alliance Law Firm	<b>Nikolco Lazarov</b>
<b>Matthew Berkahn</b> Massey University	<b>Mahamane Laouali Manzo</b> Ministère de la Santé Publique	<b>Ikechukwu Ekwueme</b> Shell	<b>Wahab Egbewole</b> University of Ilorin	<b>Svetlana Necheva</b> Pepeļjugoski Skopje
<b>Nigel Hampton</b>	<b>Sidi Chaffa Wassiri Ibrahim</b>	<b>Isimeme Mary Andrew</b> Novalux Legal Practitioners	<b>Yomi Dare</b> Checkers Consultancy Services	<b>Svetlana Veljanovska</b>
<b>Paul Michalik</b> Lambton Chambers	<b>Anonymous Contributors</b>	<b>Joseph E. O. Abugu</b> PROF JOE ABUGU, SAN & CO	<b>Yusuf Ali</b> Yusuf O Ali & Co.	<b>Vesna Gavriloska</b> Cakmakova Advocates
<b>Peter Watts</b> Bankside Chambers	<b>Nigeria</b>	<b>Laura Omolola</b>	<b>Anonymous Contributors</b>	<b>Vojdan Monevski</b> Monevski Law Firm
<b>Philip Skelton</b> Bankside Chambers	<b>Aaron Olaniyi Salau</b> Olabisi Onabanjo University	<b>Allison-Ikwuagwu</b> George Ikoli & Okagbue	<b>Anonymous Contributors</b>	<b>Anonymous Contributors</b>
<b>Scott Wilson</b> Duncan Cotterill	<b>Abdulhamid Abdullahi Bagara</b> Achieving Health Nigeria Initiative	<b>Leonard Chukwuemeke Ebie</b> L. C. Ebie & CO	<b>North Macedonia</b>	<b>Bent Endresen</b> EBT
<b>Simon Gyenge</b> LOA Law	<b>Abraham Oladipupo</b> Emollient Law Practice	<b>Muhtar Adeiza Etudaiye</b> University of Ilorin	<b>Aleksandar Ickovski</b>	<b>Berit Reiss-Andersen</b> Advokatfirmaet Andenæs
<b>Sonja Cooper</b> Cooper Legal	<b>Adamu M. Usman</b> F.O. Akinrele & Co.	<b>Obiajulu Nnamuchi</b> University of Nigeria	<b>Aleksandra Maksimovska Stojkova</b> Iustinianus Primus Faculty of Law, Ss. Cyril and Methodius University	<b>Frank S. Thrana</b> MedBase
<b>Stephen Eliot Smith</b> University of Otago	<b>Adewale Wale-Adeleke</b> numerates.com	<b>Oghogho Makinde</b> ALN Nigeria   Aluko & Oyebo	<b>Ana Tasic Chubrinovski</b> Tasic & Jevtic	<b>Geir Sverre Braut</b> Stavanger University Hospital
<b>Steven Julian Zindel</b> Zindels of Nelson	<b>Adeyinka Abdulsalam</b> PUNUKA Attorneys & Solicitors	<b>Olatunbosun Akanmidu</b> Israel, Akanmidu & Associates	<b>Andon Majhosev</b> Goce Delčev University of Štip	<b>Jan Fougner</b> Wiersholm
<b>Trevor Daya-Winterbottom</b> University of Waikato				<b>Karl Harald Søvig</b> University of Bergen

**Magne Strandberg**  
*University of Bergen*

**Niels R. Kiaer**  
*Rime Advokatfirma DA*

**Ørnulf Øyen**  
*University of Bergen*

**Stella Tuft**  
*Microsoft*

**Werner H. Christie**

**Anonymous Contributors**

## Pakistan

**Adnan Aslam Qureshi**  
*Qureshi Law Associates*

**Faiza Muzaffar**  
*Legis Inn Attorneys & Corporate Consultants*

**Mayhar Kazi**  
*RIAA Barker Gillette*

**Muhammad Nouman Shams**  
*Qazi Law Associates*

**Muhammad Waqas Butt**

**Muhammad Zeeshan Haroon**  
*Ayub Medical College*

**Muzaffar Islam**  
*Legis Inn Attorneys & Corporate Consultants*

**Shahida Jamil**

**Tariq Rahim**  
*Tariq Rahim Law Associates*

**Umer Farooq**  
*Ayub Medical College*

**Waheed Ahmad**  
*Waheed Law Firm*

**Anonymous Contributors**

## Panama

**Adán Arnulfo Arjona López**  
*Galindo, Arias & López*

**Carlos Barsallo**

**Carlos E. Gonzalez Ramirez**  
*Morgan & Morgan*

**Ebrahim Asvat**  
*Patton, Moreno & Asvat*

**Eduardo Quirós**  
*Instituto Panamax*

**Ernesto Shirley**  
*Shirley & Asociados*

**Francisco Arias G.**  
*Morgan & Morgan*

**Joaquin de Obarrio**  
*Patton, Moreno & Asvat*

**Jorge Henríquez Fernández**

**Joy Paull Torres J.**  
*Morgan & Morgan*

**María Teresa Mendoza**  
*Morgan & Morgan*

**Mario Adolfo Rognoni**  
*Arosemena Noriega & Contreras*

**Mayte Sánchez González**  
*Morgan & Morgan*

**Natalia Vega**  
*University of South Florida*

**Olga de Obaldía**  
*Fundación para el Desarrollo de la Libertad Ciudadana, Transparency International*

**Ramón Ricardo Arias**  
*Galindo, Arias & López*

**Anonymous Contributors**

## Paraguay

**Addis Rivarola**

**Alberto Manuel Poletti Adorno**  
*Universidad Iberoamericana*

**Alvaro Valinotti**  
*Universidad Católica "Nuestra Señora de la Asunción"*

**Andrés Szwako**  
*Universidad Nacional de Asunción*

**Carlos Miguel Rios González**  
*Universidad Sudamericana*

**Eduardo Velázquez Romero**  
*Universidad Iberoamericana*

**Esteban Armando Kriskovich De Vargas**  
*Universidad Católica "Nuestra Señora de la Asunción"*

**Laura Flores**  
*Vitalitas*

**Maria del Pilar Callizo**

**Maria Elena Acevedo**  
*Universidad Nacional de Asunción*

**Roberto Ruiz Díaz Labrano**

**Rosa Martínez de Vacchetta**  
*Poder Ciudadano en Acción*

**Anonymous Contributors**

## Peru

**Alfredo Gastañeta A.**  
*García Sayán Abogados*

**Alicia Jimenez**  
*Philippi, Pietrocarrizosa, Ferrero DU & Uria*

**Antonio David Bardales Pereira**  
*Universidad César Vallejo*

**Christian Valencia Sarmiento**  
*Estudio Ghersi Abogados*

**Dennis Oswaldo Vilchez Ramirez**  
*Estudio Ghersi Abogados*

**Evan E. Morgan Arias**  
*Evan Morgan & Asociados*

**Gonzalo Garcia Calderon Moreyra**

**Javier Castro Salinas**

**Manuel Bermúdez-Tapia**  
*Universidad Nacional Mayor de San Marcos*

**Manuel Villa García**  
*Estudio Olaechea*

**María del Pilar Pozo García**  
*Universidad Peruana de Ciencias Aplicadas*

**Rossana Maccera**

**Anonymous Contributors**

## Philippines

**Carmelita Gopez Nuqui**  
*Development Action for Women Network (DAWN)*

**Cesar L. Villanueva**  
*Villanueva Gabionza & Dy*

**Emerico O. De Guzman**  
*ACCRALAW*

**Enriquito J. Mendoza**  
*ROMULO Law Office*

**Irma Rose Corazon C. Marcelo**  
*El Nido Foundation, Inc.*

**Jaime Z. Galvez Tan**  
*Health Futures Foundation, Inc.*

**Jesunito G. Morillos**  
*Follosco, Morillos, & Herce*

**Jonathan Sale**  
*Law and Society Association*

**Jose Cochingyan III**  
*Cochingyan & Partners Law Offices*

**Karen S. Gomez Dumpit**  
*Human Rights and People Empowerment Center*

**Leland Villadolid, Jr.**  
*ACCRALAW*

**Ma. Cecilia A. Gironella**  
*Gironella Law Office*

**Nancy Joan M. Javier**

**Patricia Blardony Miranda**  
*University of Bristol*

**Ramil E. Bugayong**  
*PJS Law*

**Rhea Berba-Quimson**  
*Hewlett Packard Enterprise*

**Ronahlee A. Asuncion**  
*University of the Philippines Diliman*

**Zelayne Morpe**  
*Cochingyan & Partners Law Offices*

**Anonymous Contributors**

## Poland

**Adam Morawski**  
*Morawski & Partners Law Firm*

**Adam Zwierzyński**  
*Radzikowski, Szubielska & Wspólnicy*

**Adrian Wrocławski**

**Agata Majchrowska**  
*CODR.PL Research Lab*

**Aneta Dolińska**

**Aneta Hassa**

**Anna Cybulko**  
*University of Warsaw*

**Anna Kuzińska**

**Arkadiusz Szymański**  
*Zemła Szymański Adwokaci*

**Artur Mudrecki**  
*Kozminski University*

**Bartosz Groele**  
*Groele & Wspólnicy*

**Bogusław Sottys**  
*Uniwersytet Wrocławski*

**Bogusław Sowa**  
*Kancelaria Adwokatów i Radców Prawnych B. Sowa S. Tarnawski s.c. w Rzeszowie*

**Bożena Nowak-Zagała**  
*Kancelaria Adwokacka we Wrocławiu*

**Cezary Misiak**

**Eliza Dziedzic**

**Ewa Rączka**  
*Lawley*

<b>Fabian Orłowski</b> <i>Buszan Orłowski Adwokaci Radcowie Prawni Sp.p.</i>	<b>Monika Augustyniak</b> <i>Andrzej Frycz Modrzewski Krakow University</i>	<b>Carlos Pinto de Abreu</b> <i>Carlos Pinto de Abreu e Associados</i>	<b>Pedro Miguel Branco</b>  <b>Rui Lanceiro</b> <i>Universidade de Lisboa</i>	<b>Ciprian Miloiu</b> <i>Auxmundus Law</i>
<b>Grzegorz Łabuda</b> <i>Łabuda Razowski Wojciechowski Adwokacka Spółka Partnerska</i>	<b>Natalia Micikowska</b> <i>Hewlett Packard Enterprise</i>	<b>Carlos Roque Figueira</b>  <b>Cátia Feiteiro Lopes</b>	<b>Stênio de Freitas Barretto</b> <i>Universidade de Coimbra</i>	<b>Ciulei Norocel</b>
<b>Grzegorz Wilga</b>	<b>Piotr Flisiak</b>	<b>Cláudia Amorim</b> <i>Sérvulo &amp; Associados</i>	<b>Susana Aires de Sousa</b> <i>Universidade de Coimbra</i>	<b>Claudiu Ramon D. Butculescu</b>
<b>Hanna Czapla</b> <i>Shell</i>	<b>Piotr Kuźniak</b> <i>Kancelaria Radcy Prawnego</i>	<b>Conceição Gomes</b> <i>Universidade de Coimbra</i>	<b>Teresa Violante</b> <i>Friedrich-Alexander Universität Erlangen-Nürnberg</i>	<b>Constantin Eugen Iordachescu</b> <i>Lordachescu si Asociatii</i>
<b>Jakub Szczepkowski</b> <i>Okręgowa Rada Adwokacka w Warszawie</i>	<b>Przemysław Barchan</b> <i>Barchan Legal</i>	<b>Cristina M. M. Queiroz</b> <i>Universidade NOVA de Lisboa</i>	<b>Tiago Cabral</b> <i>JusGov, Universidade do Minho</i>	<b>Constantin Ruge</b>
<b>Jarosław Kowalski</b>	<b>Robert Piekarczyk</b> <i>Adwokaci Piekarczyk, Kurek-Mazgaj</i>	<b>Domingos Madruga</b>	<b>Tiago Serrão</b> <i>Universidade de Lisboa</i>	<b>Cosmina Ștefan</b>
<b>Jarosław Maślowski</b> <i>KKMP Prawo &amp; Podatki</i>	<b>Sławomir Karasinski</b> <i>F/K Legal</i>	<b>Eduardo Buisson Loureiro</b>	<b>Vânia Costa Ramos</b> <i>Carlos Pinto de Abreu e Associados</i>	<b>Cristina Pintilie</b>
<b>Jarosław Tumidajewicz</b>	<b>Stanisław Lechowicz</b>	<b>Ernestina Fatima Rodrigues Alves</b>	<b>Anonymous Contributors</b>	<b>Cristina Tomuleț</b> <i>Babeș-Bolyai University</i>
<b>Joanna Kaźmierczak</b>	<b>Tomasz Snarski</b> <i>Tomasz Snarski Law Firm; University of Gdańsk</i>	<b>Fernando Alves Correia</b>	<b>Romania</b>	<b>Dan Curiciuc</b> <i>Dan Curiciuc &amp; Associates (DCA Law)</i>
<b>Joanna Kosińska-Wiercińska</b>	<b>Wojciech Babicki</b> <i>Miller Canfield Poland</i>	<b>Filipe Abreu Silva</b>	<b>Alina Paula Larion</b> <i>Ștefan cel Mare University</i>	<b>Dan Lupașcu</b> <i>Universitatea Nicolae Titulescu din București</i>
<b>Józef Pordes</b>	<b>Anonymous Contributors</b>	<b>Francisco Luís Monteiro Barbosa</b>	<b>Ana-Maria Baciú</b> <i>Simion &amp; Baciú</i>	<b>Dan Oancea</b> <i>University of Bucharest</i>
<b>Kajetan Górny</b> <i>Instytut Nauk Prawnych, Uniwersytet Zielonogórski</i>	<b>Portugal</b>	<b>Francisco Marques Bom</b> <i>Marques Bom &amp; Associados</i>	<b>Andra Ionitescu-Zinca</b> <i>Zinca &amp; Zidaru</i>	<b>David Simon Popa</b>
<b>Katarzyna Pieciukiewicz</b>	<b>Alexandra Mota Gomes</b> <i>Antas da Cunha Ecija &amp; Associados</i>	<b>Joana Barrilaro Ruas</b> <i>FCM Advogados</i>	<b>Andrada Marc</b>	<b>Despina-Martha Ilucă</b> <i>Alexandru Ioan Cuza University of Iași</i>
<b>Krzysztof Kowalczyk</b> <i>BSJP bnt Brockhuis Jurczak Prusak Sroka Nilsson Zamorska Sp. k.</i>	<b>Ana Marçal</b>	<b>João Paulo Dias</b> <i>Universidade de Coimbra</i>	<b>Andrei Danciu</b> <i>Cataniciu &amp; Asociatii</i>	<b>Diana Botău</b> <i>Babeș-Bolyai University</i>
<b>Łukasz Zdrodowski</b>	<b>Ana Pereira de Sousa</b> <i>Pais do Amaral, Advogados RL</i>	<b>João Zenha Martins</b> <i>Universidade NOVA de Lisboa</i>	<b>Andrei Onofrei</b>	<b>Diana Budușan</b>
<b>Maciej Bisiorek</b>	<b>Ana Pires</b> <i>Atlântica, Instituto Universitário</i>	<b>Luís Miguel Amaral</b> <i>Luis Miguel Amaral - Advogados</i>	<b>Andrei Talamba</b>	<b>Dorin Voicilas</b>
<b>Marcin J. Menkes</b> <i>Queritius; Warsaw School of Economics</i>	<b>Ana Rodrigues</b> <i>Universidade do Minho</i>	<b>Manuel Lindim</b>	<b>Andrei-Sebastian Murariu</b> <i>Murariu și Asociații</i>	<b>Dumitru Ciprian Găitan</b>
<b>Marek Gajek</b> <i>Gajek i Wspólnicy</i>	<b>António Casa Nova</b> <i>Escola Superior de Saúde de Portalegre</i>	<b>Maria Inês Gameiro</b> <i>Universidade Lusófona</i>	<b>Aurora Ciucă</b> <i>Ștefan cel Mare University; Titu Maiorescu University</i>	<b>Dumitru Dănuț Călugărescu</b> <i>Bar Dolj</i>
<b>Marek Olekszyk</b>	<b>António Simões de Melo</b> <i>Melo Advogados</i>	<b>Mariana Melo Egídio</b> <i>Lisbon Public Law</i>	<b>Bogdan Ionescu</b>	<b>Elena Radu</b> <i>Coalitia pentru Apararea Statului de Drept</i>
<b>Michał Fifielski</b>	<b>Carina Marques dos Santos</b> <i>Legalteam</i>	<b>Marina Henriques</b> <i>Universidade de Coimbra</i>	<b>Bogdan Timofti</b> <i>LegalHUB</i>	<b>Florin Ion Mangu</b> <i>West University of Timisoara</i>
<b>Michał Sowiński</b> <i>Nowosielski i Partnerzy</i>	<b>Carlos Lelo Filipe</b>	<b>Paulo Quelhas Vilarinho</b>	<b>Bogdan Vetrici-Șoimu</b>	<b>Florina Carmen Salajan</b>
<b>Michał Windak</b>		<b>Paulo Saragoça da Matta</b>		<b>Gabriel Lupascu</b>
				<b>Gafon Iulian</b>



<b>Gavrila Simona Petrina</b> <i>Dunărea de Jos University of Galati</i>	<b>Nicolae-Bogdan Bulai</b> <i>University of Bucharest</i>	<b>Senegal</b>	<b>Zoran V. Radovic</b> <i>Radovic &amp; Ratkovic</i>	<b>Ong Pei Ching</b> <i>TSMP Law Corporation</i>
<b>Gelu Titus Maravela</b> <i>MPR Partners   Maravela, Popescu &amp; Asociații</i>	<b>Nicoleta Cristina Pârvan</b>	<b>Aboubacar Fall</b> <i>AF Legal</i>	<b>Anonymous Contributors</b>	<b>Pradeep Kumar Singh</b> <i>CNPLaw LLP</i>
<b>Gheorghe Piperea</b> <i>Piperea și Asociații; University of Bucharest</i>	<b>Nina Mirela Grosu</b>	<b>Bacre Waly Ndiaye</b>	<b>Sierra Leone</b>	<b>Rafizah Gaffoor</b> <i>Joseph Tan Jude Benny LLP</i>
<b>Gina Liiceanu</b>	<b>Nita Maria Andreea</b>	<b>Gueye Seyni</b> <i>EMAD</i>	<b>Abdulai Deadehwai Swaray</b> <i>Pikin-To-Pikin Movement</i>	<b>Sanjiv Vaswani</b> <i>Vaswani Law Chambers</i>
<b>Hajnal Banhegyesi</b>	<b>Ovidiu Podaru</b> <i>Babeș-Bolyai University</i>	<b>Mbissane Ngom</b> <i>Université Gaston Berger de Saint-Louis</i>	<b>Augustine Sorie-Sengbe Marrah</b> <i>Marrah &amp; Associates</i>	<b>Stefanie Yuen Thio</b> <i>TSMP Law Corporation</i>
<b>Ilie Dorin</b>	<b>Radu Dragos Neacsu</b> <i>Neacsu Radu Dragos Law Firm</i>	<b>Paul Babacar Faye</b> <i>Sow, Seck, Diagne &amp; Associates</i>	<b>Bernard Eldred Jones</b> <i>Jones, Bittar &amp; Davies</i>	<b>Suet-Fern Lee</b> <i>World Justice Project</i>
<b>Ioana Trana</b>	<b>Silvia Gabriela Scintee</b> <i>National Institute for Health Services Management</i>	<b>Samba Cor Sarr</b> <i>Ministere de la santé et de l'action sociale</i>	<b>Faith Doris Bangura</b> <i>Gevao and Associates</i>	<b>Sui Yi Siong</b>
<b>Ionut Sandu</b> <i>Bucharest Bar Association</i>	<b>Ștefan Ciprian</b>	<b>Anonymous Contributors</b>	<b>Gin Price</b> <i>International Mutual Aid</i>	<b>Tania Chin</b> <i>TSMP Law Corporation</i>
<b>Ionut-Marian Maican</b>	<b>Veronica Constantinescu</b>	<b>Anonymous Contributors</b>	<b>Ibrahim S. Yillah</b>	<b>Tham Wei Chern</b> <i>Fullerton Law Chambers</i>
<b>Irinel Samoilă</b> <i>Bucharest Bar Association</i>	<b>Virgil Șișu</b>	<b>Serbia</b>	<b>Mariama Momoh</b> <i>Ministry of Health</i>	<b>Ting Chi Yen</b> <i>Joseph Tan Jude Benny LLP</i>
<b>Iulian Popa</b> <i>Bucharest Bar Association</i>	<b>Anonymous Contributors</b>	<b>Andjelka Radovanović</b> <i>Stanković &amp; Partners (Belgrade)</i>	<b>Roland Suluku</b> <i>Njala University</i>	<b>Wendell Wong</b> <i>Drew &amp; Napier LLC</i>
<b>Iulian Silviu Müller</b>	<b>Gleb Glinka</b> <i>Glinka, Rubinstein &amp; Partners</i>	<b>Anita Caković</b>	<b>Anonymous Contributors</b>	<b>Anonymous Contributors</b>
<b>Laura Campureanu</b>	<b>Pavel Aleksandrovich Kabanov</b> <i>Kazan Innovative University</i>	<b>Danijela Korać-Mandić</b> <i>Novi Sad Humanitarian Centre (NSHC)</i>	<b>Anonymous Contributors</b>	<b>Slovak Republic</b>
<b>Laurentiu Nicolae Chiciu</b>	<b>Vyacheslav Chasnyk</b> <i>Saint-Petersburg State Pediatric Medical University</i>	<b>Hajrija Mujovic</b> <i>Center for Legal Research, Institute of Social Sciences</i>	<b>Chandra Mohan Nair</b> <i>Tan Rajah &amp; Cheah</i>	<b>Alena Mikudová</b>
<b>Laurentiu Veteleanu</b> <i>Laurentiu Veteleanu Law Firm</i>	<b>Anonymous Contributors</b>	<b>Jovana Tomić</b> <i>CT Legal Law Office</i>	<b>Cheow Ming Foo</b> <i>Foo Cheow Ming Chambers</i>	<b>Alojz Baránik</b>
<b>Luminița Chiriac</b>	<b>Anonymous Contributors</b>	<b>Nebojsa Stankovic</b> <i>Stanković &amp; Partners (Nis)</i>	<b>Chia Boon Teck</b> <i>Chia Wong Chambers LLC</i>	<b>Aniko Gogh</b>
<b>Madalina Scutelnicu</b>	<b>Anonymous Contributors</b>	<b>Petar Bulat</b> <i>University of Belgrade</i>	<b>Eric Tin</b> <i>Donaldson &amp; Burkinshaw LLP</i>	<b>Daniela Ježová</b>
<b>Magdalena Catargiu</b>	<b>Anonymous Contributors</b>	<b>Petar D. Stojanovic</b> <i>Joskovic, Stojanovic &amp; Partners</i>	<b>Eugene K. B. Tan</b> <i>Yong Pung How School of Law, Singapore Management University</i>	<b>Daniela Trajtelova</b>
<b>Maria Bichescu</b>	<b>Anonymous Contributors</b>	<b>Tijana Golic</b> <i>Vojvodina Bar Association</i>	<b>Francis Xavier</b> <i>Rajah &amp; Tann LLP</i>	<b>Gevorg Ayrumyan</b> <i>IN FORO - AYRUMYAN advokátska kancelária</i>
<b>Marius Balan</b> <i>Alexandru Ioan Cuza University of Iași</i>	<b>Brigitte Mukandoli</b> <i>Juris Civitas Law Firm</i>	<b>Vladan Joksimovic</b> <i>Stojkovic Law Office</i>	<b>Jaclyn Neo</b> <i>National University of Singapore</i>	<b>Ivan Simovcek</b> <i>Trnava University</i>
<b>Mihai Dunea</b> <i>Alexandru Ioan Cuza University of Iași</i>	<b>Emmanuel Bizimana</b> <i>ENSAfrica</i>	<b>Vladimir Hrle</b> <i>Hrle Attorneys</i>	<b>Lawrence Boo</b> <i>The Arbitration Chambers</i>	<b>Jana Dráčová</b>
<b>Mihai Ioachimescu</b> <i>Jones Day</i>	<b>Jean Pierre Gafaranga</b> <i>University Teaching Hospital of Kigali</i>			<b>Jana Trangelová</b> <i>Poláček &amp; Partners</i>
<b>Mihail-Romeo Nicolescu</b> <i>"Romeo Nicolescu" Law Office</i>	<b>Pie Habimana</b> <i>Amilex Chambers</i>			<b>Jozef Záhora</b> <i>Pan-European University</i>
<b>Narcis Adrian Oprea</b>	<b>Vedaste Mugemanyi</b> <i>Oasis Law Chambers</i>			
	<b>Anonymous Contributors</b>			

<b>Juraj Köllner</b> <i>Advokátska kancelária SOWA</i>	<b>Denis Baghrizabehi</b> <i>University of Maribor</i>	<b>Funmilola Abioye</b> <i>University of Saskatchewan</i>	<b>Alvaro Aido Montañez</b> <i>Ilustre Colegio de Abogados de Malaga</i>	<b>Eduardo Santamaría Moral</b> <i>J&amp;A Garrigues</i>
<b>Marian Fridrichovsky</b> <i>Advokátska kancelária Marian Fridrichovsky</i>	<b>Grega Strban</b> <i>University of Ljubljana</i>	<b>Irvin Lawrence and Ferosa Kirsten</b> <i>ENSAfrica</i>	<b>Amaya Arnáiz Serrano</b> <i>Universidad Carlos III de Madrid</i>	<b>Emilio Díaz Ruiz</b>
<b>Maroš Uhal'</b> <i>Advokátska kancelária UHAL'</i>	<b>Klemen Drnovšek</b> <i>University of Maribor</i>	<b>Johann Kriegler</b>	<b>Amparo Garrigues</b> <i>Universidad de Jaume I</i>	<b>Ernesto Osuna Martínez</b>
<b>Martin Friedrich</b>	<b>Luka Ticar</b> <i>University of Ljubljana</i>	<b>Jonathan Klaaren</b> <i>University of the Witwatersrand</i>	<b>Ana Carmen Arjona Fernandez</b>	<b>Esperanza B. Sánchez Solís</b> <i>Escobar &amp; Sánchez</i>
<b>Martin Janáč</b>	<b>Matija Jamnik</b> <i>Worldwide Independent Lawyers League (WILL)</i>	<b>L. J. Erasmus</b> <i>North-West University</i>	<b>Ana Fernández Pérez</b> <i>Univerisidad de Alcalá</i>	<b>Esther Fernández Molina</b> <i>Universidad de Castilla-La Mancha</i>
<b>Martin Rusnák</b> <i>Healthnet</i>	<b>Matija Repolusk</b> <i>RepoluskLaw</i>	<b>Lukas Muntingh</b> <i>Dullah Omar Institute, University of the Western Cape</i>	<b>Ana Valdivieso</b> <i>Hewlett Packard Enterprise</i>	<b>Eugenio Mata Rabasa</b>
<b>Miriám Staněková</b> <i>Staněk Vetrák a Partneri</i>	<b>Meta Bevc</b> <i>Bevc Law Firm</i>	<b>Michelle Posemann</b> <i>Garlicke &amp; Bousfield Cape, Inc.</i>	<b>Andrés Malvar Pintos</b> <i>Mareque-Malvar Abogados</i>	<b>Federico Rodriguez Morata</b> <i>Universidad de Castilla-La Mancha</i>
<b>Norbert Havrila</b> <i>Legate, s.r.o.</i>	<b>Nana Weber</b> <i>European Faculty of Law</i>	<b>Nisha Jacob</b> <i>University of Cape Town</i>	<b>Ángel Yuste Barranquero</b>	<b>Fernando Bachiller Luque</b>
<b>Radoslav Procházka</b>	<b>Peter Stanovnik</b> <i>Združenje poslovno storitvenih dejavnosti</i>	<b>Pamela Jane Schwikkard</b> <i>University of Cape Town</i>	<b>Antoni Llopart Ministral</b> <i>Ilustre Colegio de la Aboagcía de Barcelona</i>	<b>Fernando G. Benavides</b> <i>Universitat Pompeu Fabra</i>
<b>Robert Gasparovic</b> <i>Havel &amp; Partners</i>	<b>Primož Rožman</b> <i>Blood Transfusion Centre of Slovenia</i>	<b>Richard Maddern</b> <i>Wright Rose Innes, Inc.</i>	<b>Antonio Baylos Grau</b> <i>Universidad de Castilla-La Mancha</i>	<b>Francisco Javier Verdu Lopez</b> <i>Adan &amp; Verdu Abogados</i>
<b>Slavomir Bachynec</b>	<b>Sara Ahlin Doljak</b> <i>European Faculty of Law</i>	<b>Robert William Vivian</b> <i>Freemarket Foundation</i>	<b>Antonia Pomedio Martinez</b>	<b>Francisco Ramos Romeu</b> <i>Universidad Autónoma de Barcelona</i>
<b>Tomáš Rybár</b> <i>Čechová &amp; Partners</i>	<b>Špela Grčar</b> <i>Grčar Law Office</i>	<b>Shrikant Maurice Peters</b> <i>Western Cape Department of Health</i>	<b>Arturo Silva Cabaleiro</b>	<b>Iñigo A. Navarro Mendizabal</b> <i>Universidad Pontificia Comillas</i>
<b>Viera Petrášová</b> <i>Petrasova Legal</i>	<b>Tajka Golob Obrenovic</b> <i>Gross &amp; Golob</i>	<b>Anonymous Contributors</b>	<b>Bart Lozano-Pato</b>	<b>Iñigo Sagardoy de Simón</b> <i>Sagardoy</i>
<b>Viliam Cobirka</b> <i>AK Cobirka</i>	<b>Tanja Glušič</b> <i>Glušič Law Firm</i>	<b>Spain</b>	<b>Beatriz Román</b> <i>Colegio de Abogados de Zaragoza</i>	<b>Inmaculada Estrems Santamaria</b> <i>Estremslex</i>
<b>Anonymous Contributors</b>	<b>Tine Mišic</b> <i>ODI LLP</i>	<b>A. J. Garcia-Ruiz</b> <i>Universidad de Málaga</i>	<b>Benito Aláez Corral</b> <i>Universidad de Oviedo</i>	<b>Jacobo Dopico</b> <i>Universidad Carlos III de Madrid</i>
<b>Slovenia</b>	<b>Verica Trstenjak</b>	<b>Alberto Millan Merello</b>	<b>Blanca Biezma Moraleda</b>	<b>Jaume Alonso-Cuevillas Sayrol</b> <i>Universitat de Barcelona</i>
<b>Aleksandra Janežič</b> <i>Janežič &amp; Jarkovič</i>	<b>Vlasta Nadler Malezic</b>	<b>Alfonso Manzano Ruiz</b> <i>MMR Abogados</i>	<b>Carolina Flórez de Quiñones Santiago</b> <i>Seis &amp; Law</i>	<b>Jesús Rubén Villalmanzo Rivera</b> <i>Universidad de Burgos; Villalmanzo Rivera Abogados</i>
<b>Alenka Sagmeister Ranzinger</b> <i>Senica and Partners</i>	<b>Anonymous Contributors</b>	<b>Alfonso Vega Navarro</b> <i>A.V. Boutique Legal S.L.P.</i>	<b>Carolina Martínez Moreno</b> <i>Universidad de Oviedo</i>	<b>Jordi Colomines Companys</b>
<b>Andrej Bitrakov</b> <i>University of Maribor</i>	<b>South Africa</b>	<b>Alicia Teruel Perez</b> <i>Teruel Abogados</i>	<b>Daniel Toscani Giménez</b> <i>Universidad de Valencia</i>	
<b>Andrej Bukovnik</b> <i>Bukovnik &amp; Kulbaba IP Guardians</i>	<b>Altair Richards</b> <i>ENSAfrica</i>	<b>Alonso Hernández-Pinzón García</b> <i>European Lawyers Foundation</i>	<b>Dionisio Fernández de Gatta Sánchez</b> <i>Universidad de Salamanca</i>	
<b>Anton Gradišek</b> <i>DAGRA d.o.o.</i>	<b>Dejo Olowu</b> <i>Walter Sisulu University</i>		<b>Eduardo Olarte Soto</b> <i>LeonOlarte, Abogados</i>	
<b>Borut Bernik Bogataj</b>				

<b>Jorge Eduardo Garcia Barrios</b> <i>Abogados Voluntarios del Siglo XXI</i>	<b>Juan Oliva-Moreno</b> <i>Universidad de Castilla-La Mancha</i>	<b>Maria Marcos</b> <i>Universidad de Alcalá</i>	<b>Sergio Berenguer Pascual</b> <i>Ernesto Díaz-Bastien &amp; Asociados; Universidad Pontificia Comillas</i>	<b>Rayana Dowden</b> <i>Webster LP</i>
<b>Jorge Ruiz de Conejo Viloria</b>	<b>Julio Jorge Aleman Ramirez</b> <i>Universidad de la Laguna</i>	<b>María Purificación García Miguélez</b> <i>Universidad de León</i>	<b>Tomàs Requena Lopez</b> <i>Universidad de Granada</i>	<b>Anonymous Contributors</b>
<b>Jose Antonio Colmenero Guerra</b> <i>Universidad Pablo de Olavide</i>	<b>Laura Baamonde Gómez</b> <i>Universidad Carlos III de Madrid</i>	<b>Marina Lorente Lara</b> <i>J&amp;A Garrigues</i>	<b>Vicente Gutiérrez Pérez</b>	<b>St. Lucia</b>
<b>José Ávila Ríos</b> <i>AMF Abogados</i>	<b>Laura Hernández Llinás</b> <i>Universidad de Valladolid</i>	<b>Marisa Iglesias Vila</b> <i>Universitat Pompeu Fabra</i>	<b>Vicente Ortún Rubio</b> <i>Universidad Pompeu Fabra</i>	<b>Andie George and Sherene Francis</b> <i>George &amp; Co. Chambers</i>
<b>José Fernández-Rañada</b> <i>Garrigues</i>	<b>Luis Arroyo Zapatero</b> <i>Universidad de Castilla-La Mancha</i>	<b>Melania Luque</b>	<b>Victor Manuel Martin Alvarez</b>	<b>Henri-Jacques Mangal</b> <i>Republic Bank (EC) Limited</i>
<b>José Luie Cembrano Reder</b> <i>AEAFA</i>	<b>Luis Gaité Pindado</b> <i>Hospital Universitario Marqués de Valdecilla</i>	<b>Orlanda Díaz-García</b> <i>Universidad de Castilla-La Mancha</i>	<b>Victoria Eugenia Delgado del Valle</b> <i>Colegio de la Abogacía de Valladolid</i>	<b>Leandra Gabrielle Verneuil</b> <i>Leandra Verneuil Chambers</i>
<b>Jose Luis Cebrian Gutierrez</b>	<b>Mª Isabel Gomez Reyes</b>	<b>Pablo Salvador Coderch</b> <i>Universitat Pompeu Fabra</i>	<b>Virginia Libano</b> <i>Hewlett Packard Enterprise</i>	<b>Virginia Joseph</b> <i>Spartan Health Science University</i>
<b>José Luis Díez-Ripollés</b> <i>Universidad de Málaga</i>	<b>Mª Pilar Marco Francia</b> <i>Universidad Complutense de Madrid</i>	<b>Paula Arnal Oblanca</b> <i>Hewlett Packard Enterprise</i>	<b>Yolanda Gómez Sánchez</b> <i>Universidad Nacional de Educación a Distancia</i>	<b>Anonymous Contributors</b>
<b>José Luis Goñi Sein</b> <i>Universidad Pública de Navarra</i>	<b>Manuel Ángel De las Heras García</b> <i>Universidad de Alicante</i>	<b>Rafael Perales Romero</b> <i>Perales Romero y Calvento Abogados</i>	<b>Anonymous Contributors</b>	<b>St. Vincent and the Grenadines</b>
<b>José Luis Machado</b>	<b>Manuel Cachón Cadenas</b> <i>Universitat Autònoma de Barcelona</i>	<b>Ramón M. Orza Linares</b> <i>Universidad de Granada</i>	<b>Sri Lanka</b>	<b>Kaylia Toney</b>
<b>José M. Sauca</b> <i>Universidad Carlos III de Madrid</i>	<b>Manuel Cancio Meliá</b> <i>Universidad Autónoma de Madrid</i>	<b>Remedios Aranda Rodríguez</b> <i>Universidad Carlos III de Madrid</i>	<b>Ajithaa Edirimanne</b>	<b>Moureeze Franklyn</b> <i>Ministry of Legal Affairs</i>
<b>Jose Manuel Leon Fernández</b> <i>Leon Abogados</i>	<b>Manuel J. Sarmiento Acosta</b> <i>Universidad de Las Palmas de Gran Canaria</i>	<b>Ricard Meneu</b> <i>Fundacion Instituto de Investigacion en Servicios de Salud</i>	<b>Anusha Wickramasinghe</b>	<b>Patina D. S. Knights</b> <i>Knights Legal Services</i>
<b>José María Rosales</b>	<b>Manuel Ortiz Fernández</b> <i>Universidad Miguel Hernández de Elche</i>	<b>Ricardo Miracle Lavilla</b> <i>Bufete Miracle</i>	<b>D. L. &amp; F. De Saram</b>	<b>Anonymous Contributors</b>
<b>José Miguel Castillo Calvín</b> <i>Castillo-Calvín Abogados</i>	<b>María del Carmen Garcia Rivero</b>	<b>Ricardo Peciña Midón</b> <i>Inspección de Trabajo de Cataluña</i>	<b>Jacques Carstens</b> <i>Supporting Effective Dispute Resolution (SEDR), British Council</i>	<b>Sudan</b>
<b>Josep Fargas</b> <i>Universitat Pompeu Fabra</i>	<b>María del Carmen Gete-Alonso y Calera</b> <i>Universitat Autònoma de Barcelona</i>	<b>Roberto Mazorriaga Las Hayas</b> <i>Rambra Abogados</i>	<b>Kaumadi Galagedara</b>	<b>Adam Shreef</b> <i>OHCHR</i>
<b>Juan Alberto Díaz López</b>	<b>María del Mar Jurado Albarracín-Martinón</b> <i>Gonjusa Asesores Legales</i>	<b>Rosa M. Satorras Fioretti</b> <i>Universitat de Barcelona</i>	<b>Krishanth Rajasooriyar</b> <i>Varners</i>	<b>Ahmed Bannaga</b> <i>Bannaga &amp; Fadlabi LLP</i>
<b>Juan Francisco Aguiar Rodriguez</b> <i>Servicio Canario de Salud</i>	<b>María Luisa Amutio Castaño</b>	<b>Salvador Peiró</b> <i>FISABIO Salud Pública</i>	<b>Lasantha Hettiarachchi</b>	<b>Asma ElSony</b> <i>Epi Lab for Public Health and Research</i>
<b>Juan Ignacio Peinado Gracia</b> <i>Universidad de Málaga</i>		<b>Sebastián Cantalops</b> <i>Rambra Abogados</i>	<b>Priyantha Gamage</b>	<b>Elsheikh Badr</b>
<b>Juan Miguel Pulpillo</b> <i>ASPERTIC</i>			<b>Upali Jayatilaka</b> <i>AAL</i>	<b>Eslam Mohamed Dahia</b> <i>People's Legal Aid Center</i>
			<b>Anonymous Contributors</b>	<b>Musaed Awad Al-Karim</b> <i>Open University of Sudan</i>
			<b>St. Kitts and Nevis</b>	<b>Mutwakil Fadlabi</b> <i>Bannaga &amp; Fadlabi LLP</i>
			<b>Michella Adrien</b> <i>Michella Adrien Law Offices</i>	

<b>Wail Ali Saeed</b>	<b>Jan Thörnhammar</b>	<b>Mpale Kaba Mpoki</b> <i>Mpoki and Associates Advocates</i>	<b>Agbewonou Koudasse</b>	<b>Sonnel David-Longe</b> <i>M.G. Daly and Partners</i>
<b>Anonymous Contributors</b>	<b>Johan Gregow</b> <i>CMS Wistrand</i>	<b>Prisca Nyang'uba Chogero</b>	<b>Akou Pignandi</b> <i>Coordonnateur SP CCM</i>	<b>Anonymous Contributors</b>
<b>Suriname</b>	<b>Karol Nowak</b> <i>Lund University</i>	<b>Rebecca Nyabikoma Manoti</b> <i>RIVE &amp; Co. Attorneys</i>	<b>Augustin Dokla</b> <i>RAS+ Togo</i>	<b>Tunisia</b>
<b>Anne-Marel Linger</b> <i>4 Justice Advocaten</i>	<b>Karola Xenia Kassai</b> <i>KassaiLaw</i>	<b>Anonymous Contributors</b>	<b>Claude Kokou Amegan</b> <i>Collectif des Associations Contre l'Impunité au Togo (CACIT)</i>	<b>Bessem Ben Salem</b> <i>Ben Salem Law Firm (BSLF)</i>
<b>Humphrey R. Schurman</b> <i>Schurman Advocaten</i>	<b>Kavot Zillén</b> <i>Stockholm University</i>	<b>Thailand</b>	<b>Djifa Emefa Adjale Suku</b> <i>Orya Consult</i>	<b>Elyes Trabelsi</b>
<b>Iris Andjenie Nazir</b> <i>Law Firm Nazir</i>	<b>Kerstin Nordlöf</b> <i>Örebro University</i>	<b>Chacrit Sitdhiwej</b> <i>Thammasat University</i>	<b>Ferdinand Ekouévi Amazhou</b> <i>SCPA Femiza Associes</i>	<b>Hechmi Louzir</b> <i>Institut Pasteur de Tunis</i>
<b>Maureen Tjon-Jaw-Chong</b> <i>Law Firm Tjon Jaw Chong</i>	<b>Laura Carlson</b> <i>Stockholm University</i>	<b>Chaiporn Supvoranid</b> <i>Baker McKenzie</i>	<b>Koffi Houndebasso</b> <i>Société Togolaise de l'Evaluation</i>	<b>Karim Ben Hamida</b>
<b>Merlin A. Gout</b> <i>Law Firm M.A.Gout</i>	<b>Linus Gardell</b> <i>Lewis Langley &amp; Partners</i>	<b>Chalermwut Sriporn</b> <i>Thammasat University</i>	<b>Kossi Adjedomole</b> <i>Martial Akakpo &amp; Associés</i>	<b>Mohamed Raouf El Heni</b> <i>Eversheds Sutherland El Heni</i>
<b>Nashreen R. J. Ilahibaks</b> <i>Law Firm Ilahibaks</i>	<b>Mauro Zamboni</b> <i>Stockholm University</i>	<b>Chulapong Yukate</b>	<b>Simtokina N'Gani</b> <i>Réseau des Champions pour le Financement Adéquat en Santé</i>	<b>Nadhir Ben Ammou</b> <i>Faculté de Droit et des Sciences Politiques de Tunis</i>
<b>Prema Sohansingh</b> <i>Essed &amp; Sohansingh</i>	<b>Mikael Hägglöf</b> <i>Fröberg &amp; Lundholm</i>	<b>Henning Glaser</b> <i>German Southeast Asian Center of Excellence for Public Policy and Good Governance (CPG)</i>	<b>Valentin Dassa</b> <i>Université de Lomé</i>	<b>Yassine Guemri</b> <i>Eversheds Sutherland El Heni</i>
<b>Radju Brijobhokun</b> <i>Anton de Kom Universiteit of Suriname</i>	<b>Niklas Elofsson</b> <i>Hewlett Packard Enterprise</i>	<b>Ittichai Prasongprasit</b> <i>R&amp;T Asia (Thailand) Ltd.</i>	<b>Anonymous Contributors</b>	<b>Anonymous Contributors</b>
<b>Viren Ajodhia</b> <i>University of Suriname</i>	<b>Nils Gärder</b>	<b>Jakkrit Kuanpoth</b> <i>Thailand Development Research Institute</i>	<b>Anonymous Contributors</b>	<b>Türkiye</b>
<b>Anonymous Contributors</b>	<b>Ola Zetterquist</b> <i>University of Gothenburg</i>	<b>Kunnapang Temboonkiet</b> <i>Ford Motor Company</i>	<b>Anonymous Contributors</b>	<b>Demirhan Burak Çelik</b> <i>Galatasaray University</i>
<b>Sweden</b>	<b>Paul Lappalainen</b> <i>International Commission of Jurists</i>	<b>Manaswee Wongsuryrat</b> <i>Lexpertise Law Firm</i>	<b>Trinidad and Tobago</b>	<b>Esenyel Barak Bal</b> <i>AGB Ak Barak Attorney Partnership</i>
<b>Bengt Lundell</b> <i>Lund University</i>	<b>Peter Hellman</b> <i>Engström &amp; Hellman Advokatbyrå</i>	<b>Munin Pongsapan</b> <i>Thammasat University</i>	<b>Ariel Moonsie</b> <i>Girwar and Deonarine</i>	<b>Filiz Askan</b> <i>Askan Law Firm</i>
<b>Birgitta Nyström</b> <i>Lund University</i>	<b>Reinhold H. Fahlbeck</b> <i>Lund University</i>	<b>Pisut Rakwong</b> <i>Pisut &amp; Partners</i>	<b>Bellina Barrow</b> <i>Tenoreque Legal</i>	<b>Mahmut Kacan</b> <i>MK Law Office</i>
<b>Boel Flodgren</b> <i>Lund University</i>	<b>Anonymous Contributors</b>	<b>Surasak Likasitwatanakul</b> <i>Thammasat University</i>	<b>Dennis Adrian Gurley</b> <i>D. A. Gurley &amp; Co.</i>	<b>Omer Atac</b> <i>Istanbul Medipol University</i>
<b>Christer Thordson</b>	<b>Tanzania</b>	<b>Wanchai Yiamsamatha</b> <i>LS Horizon Ltd.</i>	<b>Jerome F. Maxime</b> <i>Girwar and Deonarine</i>	<b>Osman Hayran</b> <i>Istanbul Medipol University</i>
<b>Claes Englund</b>	<b>Eustard Athanace Ngatale</b>	<b>Anonymous Contributors</b>	<b>Kaveeta Persad</b> <i>Fitzwilliam, Stone, Furness-Smith &amp; Morgan</i>	<b>Sabanur Çavdar</b> <i>Istanbul Medipol University</i>
<b>Daniel Kazemi</b> <i>Kennedy Advokatbyrå</i>	<b>Fundikila Wazambi</b> <i>Legal and Human Rights Centre (LHRC)</i>	<b>Anonymous Contributors</b>	<b>Keri A. Kitson</b>	<b>Savas Bozbel</b> <i>Bozbel Law &amp; Consulting</i>
<b>Hans Roth</b> <i>Sandberg &amp; Partners</i>	<b>Hakiel O. Mgonja</b> <i>M&amp;M Law Chambers</i>	<b>Togo</b>	<b>Samuel Harrison</b> <i>Mair and Company</i>	<b>Ufuk Aydin</b> <i>Istanbul Aydın University</i>
<b>Inger-Ann Omma</b>		<b>Abdoul Fatahi Alitchawu</b> <i>RADS</i>	<b>Shastri Vedanta</b> <b>Christopher Parsad</b> <i>Shastri Parsad &amp; Associates</i>	<b>Anonymous Contributors</b>
<b>Jack Ågren</b> <i>Karlstads University</i>				

## Uganda

### Adrian Jjuuko

Makerere University

### Christopher Mbazira

Makerere University

### Emmanuel Luyirika

African Palliative Care Association

### Grace Mukwaya

Platform for Labour Action (PLA)

### Irene Priscilla Ayaru

Daly Lynch Crowe and Morris Solicitors

### Isaac Newton Kyagaba

Kyagaba & Otiatiina Advocates, Dentons

### Joseph Matsiko

Kampala Associated Advocates

### Lilian Keene

Kleeva Associated Advocates

### Patrick Alunga Alvarez

Alvarez Advocates

### Patrick Mugalula

### Phillip Karugaba

ENSAfrica

### Anonymous Contributors

## Ukraine

### Aleksandr Babikov

Lawyer's Association «DEFENSORES»

### Elena Babikova

Research Institute of Pre-trial Investigation Problems

### Igor Fedorenko

Lawyer's Association «DEFENSORES»

### Inesa Letych

Asters

### Ivan Horodyskyy

Dnistranskyi Center for Law and Politics

### Lilia V. Kriachkova

Dnipro State Medical University

### Liudmila Hrytsenko

Dnipro State Medical University

### Lyubomyr Drozdovskyy

Khasin & Drozdovskyy Barristers Association

### Oleksandr Skliarenko

Skliarenko, Sydorenko and Partners

### Valeriia Lekhan

Dnipro State Medical University

### Vitalii Gatseliuk

V.M. Koretskyy Institute of State and Law, National Academy of Sciences of Ukraine

### Yaroslav Shkvorets

Ukrainian Legal Group LLC

### Zoryana Skaletska

National University of Kyiv-Mohyla Academy (NaUKMA)

### Anonymous Contributors

## United Arab Emirates

### Ahmed Aly Khedr

KLCCA Legal & Corporate Affairs

### Ahmed Elnaggar

Elnaggar & Partners

### Ali Kabol Faghiri

Al Balooshi & Al Marshda Advocates

### Diana Hamade

Diana Hamade Attorneys at Law

### Joelle Jleilaty

AX Law

### Anonymous Contributors

## United Kingdom

### Jill Stavert

Edinburgh Napier University

### Mathew Orr

Hewlett Packard Enterprise

### Richard Ashcroft

City, University of London

### Richard Whitecross

Edinburgh Napier University

### Steven Lorber

Lewis Silkin LLP

### Tonia Novitz

University of Bristol

### Tony Ward

Northumbria University

### Anonymous Contributors

## United States

### Alan Houseman

National Equal Justice Library

### Ana Avendano

City University of New York

### André Douglas Pond Cummings

William H. Bowen School of Law, University of Arkansas at Little Rock

### David Antczak

Hewlett Packard Enterprise

### David C. Donald

Douglas L. McSwain Rosenberg College of Law, University of Kentucky; Wyatt, Tarrant & Combs

### Erin Rodgers

Rodgers Selvera PLLC

### Gabor Rona

Cardozo Law School, Yeshiva University

### Jaime Bell

Hewlett Packard Enterprise

### James Pietsch

University of Hawaii

### Jeffrey Aresty

InternetBar.org Institute, Inc.

### John Pollock

National Coalition for a Civil Right to Counsel

### John R. LaBar

LaBAR LAW

### Jonathan Hiatt

International Lawyers Assisting Workers (ILAW) Network, Solidarity Center

### Kepler Funk

Funk, Szachacz & Diamond

### Maggie Brennan

Hewlett Packard Enterprise

### Matthew Keck

Hewlett Packard Enterprise

### Michael D. Felsen

### Paul Bender

Arizona State University

### Peter W. Zinober

Ogletree Deakins

### Renaldy J. Gutierrez

Gutierrez & Associates

### Renée M. Landers

Suffolk University

### Ricks Frazier

### Robert J. Collins

### Roy M. Poses

Alpert Medical School, Brown University

### Stephen A. Saltzburg

The George Washington University

### Stephen C. Veltri

Ohio Northern University

### Steven Ramirez

Loyola University Chicago

### Timothy E. Dolan

DMS Foresight Academy

### Anonymous Contributors

## Uruguay

### Andrés Fuentes

Arcia Storace Fuentes Medina Abogados

### Camilo Martinez Blanco

Universidad de Montevideo

### Eduardo Esteva Gallicchio

Centro de Documentación y Estudios Constitucionales del Uruguay

### Julio Lens

LENS

### Julio Soffer

Estudio Soffer

### María Durán

Hughes & Hughes

### Martín Arroyo Akiki

Theoduloz & Arroyo

### Martín Risso Ferrand

Universidad Católica del Uruguay

### Natalia Veloso

Delpiazzo Abogados

### Pedro J. Montano Gómez

Scelza & Montano

### Santiago Pereira Campos

Universidad de Montevideo

### Tomás Guerrero

Estudio Posadas

### Anonymous Contributors

## Uzbekistan

### Aziz Sattarov

Amir Legal Law Firm

### Iskander Yakubov

Law and Business Consulting Agency

### Serikbek Alpamysoviich Murataev

Tashkent State University of Law

### Anonymous Contributors

## Venezuela, RB

### Alberto Seijas Irala

Universidad Metropolitana

### Alejandro Gallotti

JGTorrealba

**Alessandra M. Corona H. Montero**  
*Lawyers Group, Despacho de Abogados*

**Alfredo Silva Loynaz**  
*LEGA Abogados*

**Alí Daniels**  
*Acceso a la Justicia*

**Álvaro Badell Madrid**  
*Badell & Grau*

**Antonio Silva Aranguren**  
*Centro para la Integración y el Derecho Público (CIDEP)*

**Edgar Eduardo Berroteran**

**Edwin Antonio Romero**

**Fatima Camirra**

**Feliciano J. Reyna**  
*Acción Solidaria*

**Franklin Hoet Linares**

**Fredy Martinez**  
*Martinez Díaz & Abogados*

**Gabriel Sira Santana**  
*Centro para la Integración y el Derecho Público (CIDEP)*

**Gonzalo Himiob Santomé**  
*Foro Penal*

**Jaime Martínez Estévez**  
*Rodner, Martínez & Asociados*

**Javier Villamizar Gordon**  
*Noctua Consultores*

**Jo D'Elia**

**Jorge Rosell Senhenn**  
*Instituto de Estudios Jurídicos del Estado Lara*

**Juan Carlos Garanton-Blanco**  
*Universidad Católica Andrés Bello*

**Juan Carlos Sainz Borgo**  
*Universidad para la Paz*

**Juan Manuel Raffalli**  
*Raffalli de Lemos Abogados*

**Karla Sáez Rodríguez**  
*ESC+G Abogados*

**Laura Louza**  
*Acceso a la Justicia*

**Lolymar Hernández Camargo**  
*Universidad Católica Andrés Bello*

**Nailet Gomez Padilla**  
*Universidad Metropolitana*

**Oscar Eduardo Rivero López**  
*Rivero y Asociados*

**Raul Sanchez Urribarri**  
*La Trobe University*

**Roberto Hung**  
*Cultura Jurídica ORG*

**Tadeo Arrieche Franco**  
*Venpaís, Centro de Ideas*

**Tulio Alberto Álvarez-Ramos**  
*Universidad Católica Andrés Bello*

**Víctor Rafael Hernández-Mendible**  
*HMO Consultores Internacionales*

**Victor Rujano Bautista**  
*Asociación Civil CIMAS*

**Victoria Capriles Moreno**

**Anonymous Contributors**

## Vietnam

**Danny Duy Vo**

**Hai Le An**

**Kent Wong**  
*VCI Legal*

**Le Tien Dat**  
*ADK Vietnam Lawyers*

**Le Van Thanh**  
*SureLaw Law Firm*

**Ngo Thi Tung Linh**  
*VDD Lawyers*

**Nguyen Truong Tho**  
*Dai Nghia Law Office*

**The Lam Law LLC**

**Tuan A. Phung**  
*VCI Legal*

**Tung Tran**  
*CNC Counsel*

**Vo Dinh Duc**  
*VDD Lawyers*

**Anonymous Contributors**

## Zambia

**Ernest Muketoi Beele**

**Jacqueline Jhala**  
*Corpus Legal Practitioners*

**John Chibalabala**  
*John Chibalabala Legal Practitioners*

**Martha Siwale Namwila Mwala**  
*Corpus Legal Practitioners*

**Sebastian Chinkoyo**  
*The Copperbelt University*

**Tiziana Marietta**  
*Howard Marietta & Peterson Legal Practitioners*

**Vincent Kaunda Mwewa**  
*V K Mwewa and Company*

**Anonymous Contributors**

## Zimbabwe

**Abraham Mateta**  
*MC Mukome Legal Practitioners*

**Andrew Makoni**  
*Mbidzo, Muchadehama & Makoni*

**Arnold Farai Bimha**  
*Farai & Farai Attorneys*

**Bellinda Chinowawa-Nharingo**

**Fraser Edkins**  
*Coghlan Welsh and Guest*

**Jeremiah Mutongi Bamu**  
*Mbidzo, Muchadehama & Makoni*

**John Makanda**  
*Kantor and Immerman Legal Practitioners*

**Maxwell Musingafi**  
*Zimbabwe Open University*

**Musa Kika**

**Obey Shava**  
*Shava Law Chambers, Rights & Business Centre*

**Philemon Mutukwa**  
*Mashizha Mutukwa & Sambo Attorneys*

**Philip G. Nyakutombwa**  
*Nyakutombwa Legal Counsel*

**Sandra Dizwani**  
*Absolom and Shepherd Attorneys*

**Simplicio Bhebhe**  
*Kantor and Immerman Legal Practitioners*

**Stephen Junior Alumenda**  
*Gill, Godlonton & Gerrans Legal Practitioners*

**Tapiwa John Chivanga**  
*Scanlen & Holderness*

**Terence Hussein**  
*Hussein and Co.*

**Anonymous Contributors**



# Acknowledgments

The World Justice Project's Honorary Chairs, Directors, Officers, Staff, Financial Supporters, and Sponsoring Organizations are listed in the last section of this report. Polling companies, research organizations, and contributing experts are listed in the Methodology section of this report.

## Individual Advisors

Mark David Agrast, American Society of International Law; Maurits Barendrecht, Tilburg University; Tim Besley, London School of Economics; Juan Carlos Botero, Pontificia Universidad Javeriana; Paul Brest, Stanford University; Jose Caballero, IMD Business School; Giulio Caperna, EU-JRC; Thomas Carothers, Carnegie Endowment for International Peace; Eduardo Cifuentes, Universidad de los Andes; Christine M. Cole, Crime & Justice Institute; Mariano-Florentino Cuellar, Supreme Court of California; Nicolas Dassen, Inter-American Development Bank; Larry Diamond, Stanford University; Sandra Elena; Brad Epperly, University of British Columbia; Julio Faundez, Warwick University; Hazel Feigenblatt, University of Maryland; Todd Foglesong, Munk School of Global Affairs at the University of Toronto; Tom Ginsburg, University of Chicago; Joseph Foti, Open Government Partnership; James Goldston, Open Society Justice Initiative (OSJI); Jorge Gonzalez, Universidad Javeriana; Jon Gould, Arizona State University; Martin Gramatikov, HiIL; Brendan Halloran, Transparency and Accountability Initiative; Linn Hammergren; Tim Hanstad, The Chandler Foundation; Wassim Harb, Arab Center for the Development of Rule of Law and Integrity; Nathaniel Heller; Susan Hirsch, George Mason University; Ronald Janse, University of Amsterdam Law School; Erik G. Jensen, Stanford University; Haroon Khadim, PAE; Rachel Kleinfeld, Carnegie Endowment for International Peace; Jack Knight, Duke University; Harold H. Koh, Yale University; Matija Kovacic, EU-JRC; Aart Kraay, The World Bank; Margaret Levi, Stanford University; Iris Litt, Stanford University; Clare Lockhart, The Institute for State Effectiveness; Zsuzsanna Lonti, OECD; Diego Lopez, Universidad de los Andes; William T. Loris, Loyola University; Lauren E. Loveland, National Democratic Institute (NDI); Paul Maassen, Open Government Partnership; Beatriz Magaloni, Stanford University; Jenny S. Martinez, Stanford University; Toby McIntosh, FreedomInfo.org; Toby Mendel, Centre for Law and Democracy; Nicholas Menzies, The World Bank; Ghada Moussa, Cairo University; Sam Muller, HiIL; Robert L. Nelson, American Bar Foundation and Northwestern University; Harris Pastides, University

of South Carolina; Randal Peerenboom, La Trobe University and Oxford University; Angela Pinzon, Universidad del Rosario; Pascoe Pleasence, University College London; Shannon Portillo, George Mason University; Michael H. Posner, New York University; Roy L. Prosterman, University of Washington; Anita Ramasastry, University of Washington; Audrey Sacks, The World Bank; Lutforahman Saeed, Kabul University; Michaela Saisana, EU-JRC; Andrea Saltelli, EU-JRC; Moises Sanchez, Alianza Regional por la Libertad de Expresión; Andrei Shleifer, Harvard University; Jorge Luis Silva, Secretaria de Economia; Christopher Stone, Oxford University; Stefan Voigt, University of Hamburg; Barry Weingast, Stanford University; Michael Woolcock, The World Bank.

## Institutional Contributors and Advisors

Altus Global Alliance; APCO Worldwide; Fleishman-Hillard; The Center for Advanced Study in the Behavioral Sciences, Stanford University; The Center on Democracy, Development, and the Rule of Law, Stanford University; The German Bar Association in Brussels; Governance Data Alliance; Google Inc.; The Hague Institute for Innovation of Law (HiIL); Investigative Reporting Program, UC Berkeley Graduate School of Journalism; The Legal Department of Hewlett Packard Enterprise; The Legal Department of Microsoft Corporation; The Whitney and Betty MacMillan Center for International and Area Studies, Yale University; Rule of Law Collaborative, University of South Carolina; The University of Chicago Law School; Vera Institute of Justice; The Wright Center for the Study of Computation and Just Communities.



# About the World Justice Project

The World Justice Project (WJP) is an independent, multidisciplinary organization working to create knowledge, build awareness, and stimulate action to advance the rule of law worldwide. Effective rule of law reduces corruption, combats poverty and disease, and protects people from injustices large and small. It underpins development, accountable government, and respect for fundamental rights, and it is the foundation for communities of justice, opportunity, and peace.

## Our Approach

Traditionally, the rule of law has been viewed as the domain of lawyers and judges. However, everyday issues of safety, rights, justice, and governance affect us all; everyone is a stakeholder in the rule of law. Based on this, the WJP builds and supports a global, multi-disciplinary movement for the rule of law by:

*Collecting, organizing, and analyzing* original, independent rule of law data, including the *WJP Rule of Law Index*;

*Supporting research, scholarship, and teaching* about the importance of rule of law, its relationship to development, and effective strategies to strengthen it; and

*Connecting and building an engaged global network* of policy-makers and advocates to advance the rule of law through strategic partnerships, convenings, coordinated advocacy, and support for locally-led initiatives, including through the Resource Hub, a directory of leading organizations advancing the rule of law worldwide; the World Justice Challenge, a competition to identify, recognize, and promote good practices and successful solutions for strengthening the rule of law worldwide; and the World Justice Forum.

## Honorary Chairs

The World Justice Project has the support of outstanding leaders representing a range of disciplines around the world. The Honorary Chairs of the World Justice Project are:

Giuliano Amato; James A. Baker III; Cherie Blair; Stephen G. Breyer; Sharan Burrow; David Byrne; Jimmy Carter; Maria Livanos Cattai; Hans Corell; Hilario G. Davide, Jr.; Hernando de Soto; Adama Dieng; Richard J. Goldstone; Kunio Hamada; Lee H. Hamilton; Mohamed Ibrahim; Hassan Bubacar Jallow; Tassaduq Hussain Jilani; Anthony M. Kennedy; Beverley McLachlin; George J. Mitchell; Ana Palacio; Roy L. Prosterman; Richard W. Riley; Mary Robinson; Antonio Vitorino; Harold Woolf; and Andrew Young.

## Board of Directors

Sheikha Abdulla Al-Misnad; Kamel Ayadi; Michael Chu; William C. Hubbard; Suet-Fern Lee; Mondli Makhanya; M. Margaret McKeown; John Nery; William H. Neukom; Ellen Gracie Northfleet; James R. Silkenat

## Directors Emeriti

Ashraf Ghani Ahmadzai  
Emil Constantinescu  
Petar Stoyanov

## Rule of Law Leadership Council

Beverley McLachlin, Co-Chair; Judy Perry Martinez, Co-Chair; Kerry Abrams; Paige Alexander; Bernard Amyot; Donald Ayer; David Beasley; Cherie Blair; Nicola Bonucci; Philippa Bounds; Nouzha Chekrouni; Antony Cook; Halimah DeLaine Prado; Tom Dery; Jon Fine; Adam Goldenberg; Karen F. Green; Tim Hanstad; Mo Ibrahim; Jeffrey Jowell; Paul Lawrence; Lucinda Low; Ian McDougall; Judith A. Miller; Ali H. Mokdad; Michael Posner; Regan Ralph; Anita Ramasastry; Bruce Sewell; Christopher H. Stephens; David S. Steuer; and David K.Y. Tang.

## Officers and Staff

*Officers:* William C. Hubbard, Co-Founder and Chairman of the Board; William H. Neukom, Co-Founder and CEO; Mark D. Agrast, Vice President; Deborah Enix-Ross, Vice President; Judy Perry Martinez, Vice President; Nancy Ward, Vice President; Gerold W. Libby, General Counsel and Secretary; and James R. Silkenat, Director and Treasurer.

*Staff, Consultants, and Interns:* Elizabeth Andersen, Executive Director; Alejandro González Arreola, Chief Engagement Officer; Amy Gryskiewicz, Chief of Staff and Operations; Mark Lewis, Chief of Public Sector Partnerships; Alejandro Ponce, Chief Research Officer; Richard Schorr, Chief Financial Officer; James van der Klok, Chief of Philanthropic Partnerships; Tanya Weinberg, Chief Communications Officer;



Christina Alvarez; Daniela Barba; Marta Basystiuk; Allison Bostrom; Erin Campbell; Ana Cárdenas; Kenneth Carreon; Estefany Caudillo; Lilian Chapa Koloffon; Noah Clapacs; Lloyd Cleary; Isabella Coddington; Miguel Contreras; John Cullen; Shallum David; James Davis; Christine Detz; Sonakshi Dhimal; Giacomo D'Urbano; Alicia Evangelides; Adrian Feinberg; Renae Ford; Joshua Fuller; Lucía Estefanía González Medel; Eréndira González Portillo; Dalia Habiby; Max Hartenstein; Shakhlo Hasanova; Irene Heras; Grace Hulseman; Natalia Jardon; Verónica Jaso; Osvaldo Jiménez; Alphina Kamara; Lauren Kitz; Lauren Littlejohn; Mariana López; Debby Manley; James Marculitis; Andrea Marín Núñez de Arce; Charlotte Mast; Raquel Medina; Ana María Montoya; Alejandra Nava; Gustavo Núñez Peralta; Fernando Omedé; Horacio Ortiz; Santiago Pardo; Enrique Paulin; Artha Pillai; Srirak Plipat; Maya Prakash; Stephanie Presch; Hannah Rigazzi; Mario Rodríguez; Natalia Rodríguez Cajamarca; Juan Salgado; Leslie Solís Saravia; Marcelo Torres; Carlos Toruño; Zayna Tubeishat; Katrina Wanner; and Holly West.

### World Justice Project Funders

The World Justice Project thanks the following major 2023-2024 donors whose support makes our work possible:

#### Public Sector Donors 2023-2024

The European Commission  
Global Affairs Canada  
Netherlands Ministry of Foreign Affairs  
The Supreme Judiciary Council of Qatar  
Thailand Institute of Justice  
United Nations Development Programme  
United States Agency for International Development  
United States Department of State  
The World Bank

#### Institutional Donors 2023-2024

American Bar Association Section of Environment, Energy & Resources  
The Charles Stewart Mott Foundation  
The Hewlett Foundation  
Hong Kong Bar Association  
International Academy of Trial Lawyers Foundation  
Luminate  
Mo Ibrahim Foundation  
Neukom Family Foundation  
Open Society Foundations  
Proteus Fund  
Seattle International Foundation

#### Private Sector Partnership for the Rule of Law 2023-2024

Google  
Hewlett Packard Enterprise (HPE)  
Jones Day Foundation  
K&L Gates LLP  
LexisNexis Rule of Law Foundation  
Microsoft Corporation  
Perkins Coie LLP  
Shell Global  
Wilson Sonsini Goodrich & Rosati Foundation

#### Additional Private Sector Support 2023-2024

Arnold & Porter  
Cooley LLP  
ELD International LLC  
Gibson Dunn  
Pacifica Law Group  
Zuber Lawler

#### Major Individual Donors 2023-2024

Mark Agrast and David Hollis  
Sheikha Abdulla Al-Misnad  
Bernard Amyot  
Elizabeth Andersen and Stephen Pomper  
Dennis Archer  
Juan Carlos Arteaga  
Anne Avis  
Ann and Don Ayer  
Cherie Blair  
James Blanchard

Margaret Breen and Stewart Landefeld  
Susan Brotman  
Charles Brower  
Tom and Rebecca Burt  
William Burton  
Charles Cain  
Cindy and Bob Carlson  
Russell Carson  
Gary and Patricia Casale Gut  
Michael Chu  
William and Paula Clapp  
Stephan Coonrad and Cheryl Clark  
Robert and Margaret Cordy  
Kelli Cullinane  
Elizabeth Leigh Dance  
Alec and Anne Noel Dawson  
Kerri Driscoll  
Deborah Enix-Ross  
Barbara and R. Bradford Evans  
Laurie Fulton  
Dwight Gee  
Suzanne E. Gilbert  
Mark Glovsky  
Michael S. Greco  
Karen Green  
The Haldeman Family Foundation  
Tim Hanstad  
David A. Heiner  
Samuel D. Heins  
Steven L. Holley  
Ruth Holzer and Michael Byowitz  
R. Thomas Howell  
Elizabeth Hubbard and David Zaplosky  
Kappy and William C. Hubbard  
Jean Johnson and Peter Miller  
Cynthia Jones and Paul Lawrence  
Linda Klein and Michael S. Neuren  
Jack Krumholtz  
Suet-Fern Lee  
Margaret Levi  
Mark Lewis  
Gerold Libby  
Julie and Tom Lombardo  
Elise Lufkin  
Judy Perry Martinez  
Karla Kurbjun Mathews  
M. Margaret McKeown and Peter Cowhey  
Sarah Mendelson  
Norman Meyer  
James Michel  
Stephen Miron

Ali Mokdad  
Homer Moyer, Jr.  
Sally and William H. Neukom  
Robert Nelson  
Ellen Gracie Northfleet  
Llewelyn Pritchard  
Michelle and Karl Quackenbush  
Lucy Reed  
Patricia Refo  
Lesley and Ted Rosenthal  
Paula Selis and Jon Fine  
Barbara Shufro and David Steuer  
James R. Silkenat  
Martin Smith  
David Steuer  
John H. Stout  
Tonia and Robert B. Strassler  
Kathy Surace-Smith and Brad Smith  
David K. Y. Tang  
James van der Klok  
Beth van Schaack and Brent Lang  
Lucy Vance  
Cynthia Vreeland  
Nancy Ward and Toby Bright  
Kathy Weinman  
Stephanie Wheeler  
Steven Youmans  
Stephen Zack  
Mikhail Zak

A current list of funders can be found at  
[worldjusticeproject.org](http://worldjusticeproject.org).


# More From the World Justice Project



**WJP Rule of Law Index 2024 Insights**  
Highlights and data trends from the WJP Rule of Law Index 2024



**World Justice Project EUROVOICES Thematic Reports**  
Available November 2024



**WJP Mexico States Rule of Law Index 2023-2024**  
Perceptions and experiences in 32 states



**Peace and Dialogue Centers: A Model for Alternative and Community Justice in the State of Mexico**  
2024



**U.S. Rule of Law Trends & The 2024 Election**  
2024



**WJP Justice Data Graphical Reports Part I\* and Part II†**  
2023

For more information or to read these reports, visit [worldjusticeproject.org/our-work](https://worldjusticeproject.org/our-work)

\* Full report title is *Dissecting the Justice Gap in 104 Countries*.

† Full report title is *Disparities, Vulnerability, and Harnessing Data for People-Centered Justice*.



 [worldjusticeproject.org](https://worldjusticeproject.org)

 [facebook.com/thewjp](https://facebook.com/thewjp)

 [x.com/theWJP](https://x.com/theWJP)



Scan the QR code or visit  
[worldjusticeproject.org/index](https://worldjusticeproject.org/index)  
to view our interactive data portal.

Washington, DC

Singapore

Mexico City