

SPAIN

Madrid, Barcelona, Valencia

1. WJP Rule of Law Index

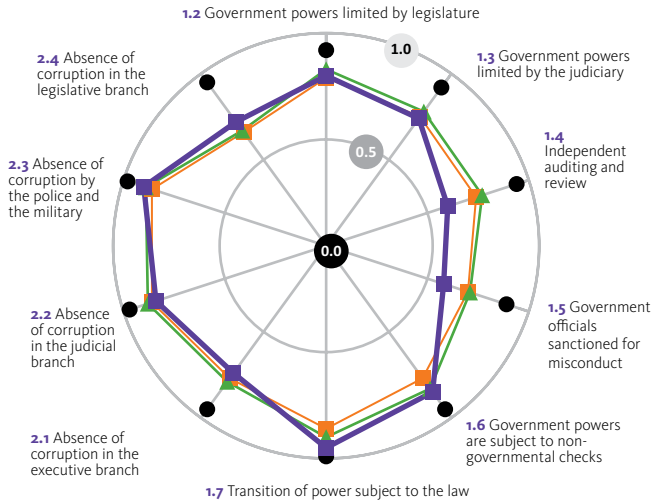
| Income | WJP RULE OF LAW INDEX FACTORS | SCORE | GLOBAL RANKING | REGIONAL RANKING | INCOME GROUP RANKING |
|---|-------------------------------------|-------|----------------|------------------|----------------------|
| High income | Factor 1: Limited Government Powers | 0.75 | 18/97 | 13/16 | 18/29 |
| Region Western Europe & North America | Factor 2: Absence of Corruption | 0.80 | 14/97 | 9/16 | 14/29 |
| | Factor 3: Order and Security | 0.79 | 30/97 | 13/16 | 25/29 |
| | Factor 4: Fundamental Rights | 0.86 | 6/97 | 5/16 | 6/29 |
| | Factor 5: Open Government | 0.61 | 26/97 | 14/16 | 22/29 |
| | Factor 6: Regulatory Enforcement | 0.67 | 22/97 | 13/16 | 20/29 |
| | Factor 7: Civil Justice | 0.65 | 24/97 | 13/16 | 21/29 |
| | Factor 8: Criminal Justice | 0.69 | 21/97 | 11/16 | 20/29 |
| | Population | | | | |
| 47m (2012) | | | | | |
| 77% Urban | | | | | |
| 29% in three largest cities | | | | | |

2. Scores for all WJP Rule of Law Index sub-factors

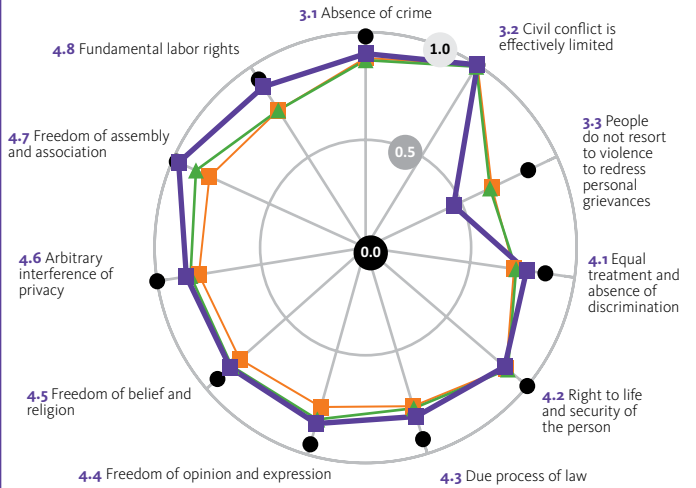
In each graph, a sub-factor is represented by a radius from the center of the circle to the periphery. The center of each circle corresponds to the lowest possible score for each sub-factor (0.00); the outer edge of the circle marks the highest possible score (1.00).



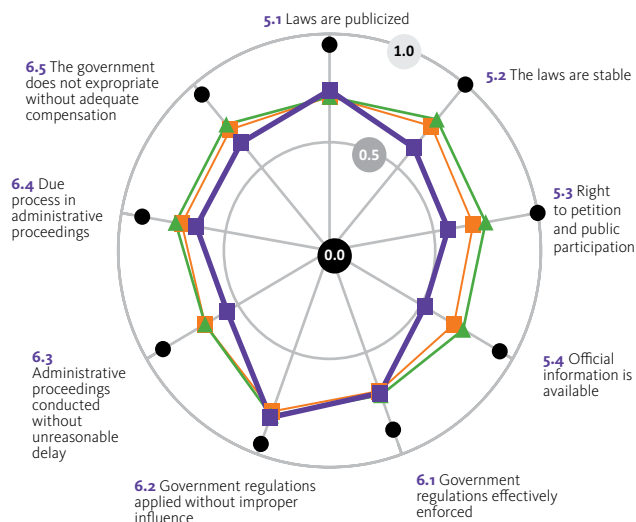
Accountable Government



Security and Fundamental Rights



Open Government and Regulatory Enforcement



Delivery of Justice

